

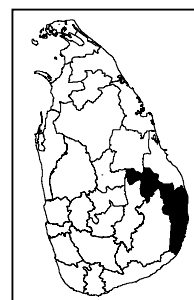
Demographic and Health Survey 2006/07
Ampara District Bulletin (Provisional data)
 Department of Census and Statistics



About the DHS Survey

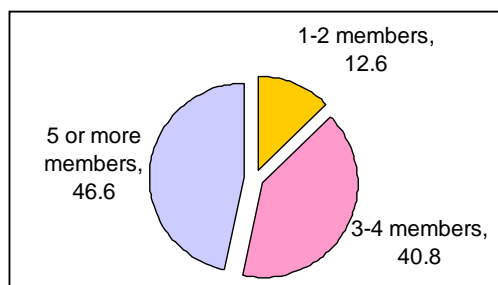
Demographic & Health Survey (2006/07) conducted by the Department of Census & Statistics provides important information on Fertility, Family Planning, Maternal and Child Health, Nutrition and awareness of HIV/AIDS. The survey is designed to provide National as well as district and sector wise estimates. The survey covered all parts of the country excluding Northern Province. Information was collected from 23000 housing units. Main target group of the survey was ever married women in the 15-49 age group and their children below 5 years of age at the time of the survey.

- No. of households interviewed: 732.
- No. of eligible women (age 15-49) interviewed: 602.
- Estimated housing units: 137,052.
- Estimated population: 610719.
- Household response rate: 97.9%.



Household Size -

Figure 1: Households by household size in Ampara District 2006/7



- Average household size is 4.5 persons per household.
- About 53 percent of households are with less than 5 persons.

About the household population -

Table 1: Proportion of the population in selected age groups & sex in Ampara District 2006/7

Age Group	Total	Male	Female
Below 5 yrs.	10.8	10.9	10.7
Below 15 yrs.	31.2	32.0	30.5
Below 18 yrs.	36.6	38.7	34.8
15-49 yrs.	52.1	51.6	52.6
15-64 yrs.	64.6	63.8	65.3
65 years or more	4.2	4.2	4.2

- About 53 percent of females are in the reproductive age group.

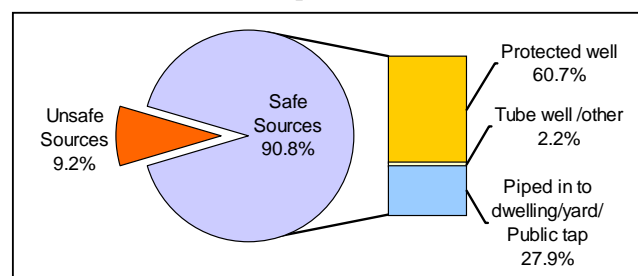
Table 2: Age dependency ratio in Ampara District 2006/7

Age Dependency Ratio	Total
Below 15 yrs.	48.3
65 years or more	6.5

- Young age dependency ratio (48.3) is nearly 7 times greater than that of old age dependency ratio (6.5).

Access to safe drinking water -

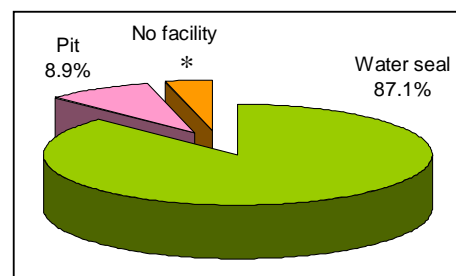
Figure 2 : Households by availability of safe drinking water in Ampara District 2006/7



- About 91 percent of households have access to source of safe drinking water. 20.6 percent households have water piped in to the home or yard and 7.3% use public tap. About 61 percent have access to water from protected well.

Sanitation Facility -

Figure 3 : Households by availability of sanitation facility in Ampara District 2006/7



* Reliable estimates cannot be provided due to small cell size.

- About 87 percent of households use water sealed toilets while 8.9 percent use pit toilets.

Electricity

77.8 percents households in Ampara District have electricity.

Ownership of household consumer goods -

Table 3: Percentage of households by ownership of household equipment in Ampara District 2006/7

Equipment	Percentage of Households
Television	64
Radio	68
Refrigerator	23
Mobile phones	41
Land phones	24

Main source of cooking fuel –

- About 80 percent of households in Ampara District use firewood for cooking while 14.2 percent use LP gas as main source of fuel for cooking.

Use of Mosquito nets -

- About 62 percent of the households in Ampara District currently use mosquito nets and 33.2 percent of households use mosquito coils.

About Children in Ampara District -

- Out of the children in 5 – 15 year age group 98.3 percent have ever attended a school.
- It is reported that 13.3 percent of currently school attending children in 5-17 year age group do not have enough school books.
- Fathers of 5.5 percent of the children in 0-17 year age groups were not alive at the time of the survey.

Child Health -

Immunization Coverage

- It was observed that 96 percent of children between 12-23 months in Ampara District have received specified vaccines BCG, Polio, DPT and Measles by 12 months of age.

Birth Weight

- 88.1 percent of children (with health development report) of 0-59 months in Ampara District have birth weight as equal or above 2.5kg.
- 11.9 percent of children have low birth weights (Less than 2.5kg).

Mother's Health Care in Ampara District 2006/7-

- The Government health facilities have served 95.6 percent of deliveries which occurred during the 5 year period preceding the survey.
- The survey further reported that 97 percent of mothers have received assistance of skilled health person at their last delivery.

Exclusive breast feeding

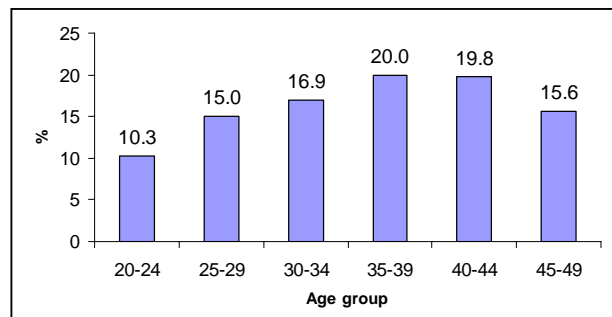
- The proportions of mothers who have exclusively breast fed during the first 4 months at their last birth in Ampara District is 77.

Background characteristics of ever married females of 15-49 years

Age distribution of eligible women* -

- Figure 4 shows that highest proportion (20.0 percent) of eligible women belong to 35-39 age category.

Figure 4: Distribution of eligible women in Ampara District by age group 2006/7



Note: Percentage of 15-19 age group is negligible

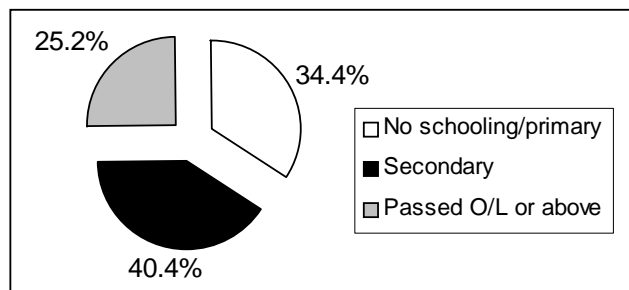
Marital status of eligible women -

- About 90.5 percent of eligible women were married at the time of the survey while only 9.5 percent of them were not in union (widowed or separated).

Level of education of eligible women -

- 34.4 percent of eligible women in Ampara District have primary level education or never attended school.
- Majority (40.4%) of them have attended up to secondary level of education.

Figure 5: Eligible women by level of education in Ampara District 2006/7



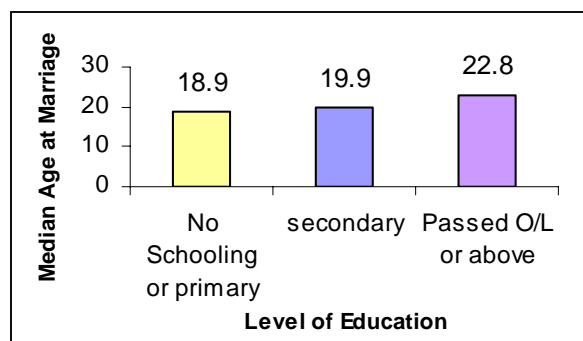
Awareness about HIV AIDS -

About 86 percent of women in Ampara District have heard about HIV AIDS. Out of this about 39 percent of women know that the AIDS can be prevented by using condoms, while about 60 percent of them have knowledge about limiting sex to one uninfected partner and 75.1 percent stated that abstaining from sex help to reduce HIV AIDS.

Median age at marriage -

- Median age at marriage of women in Ampara District is 20.2.
- Median age at marriage increases with the level of education.

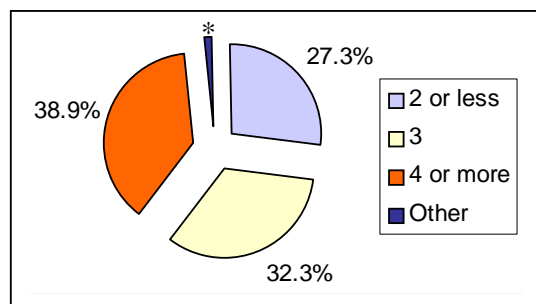
Figure 6: Median age of women at marriage by level of education in Ampara District 2006/7



Desired family size -

About 39 percent of currently married women in Ampara District would like to have 4 or more children.

Figure 7: Ever married women by desired family size in Ampara District 2006/7



* Reliable estimates cannot be provided due to small cell

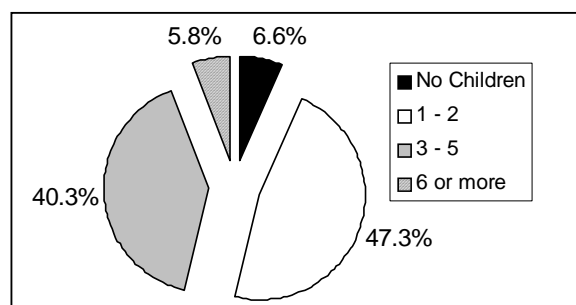
Mean no. of children -

On an average ever married women in Ampara district have 2.6 children.

Children ever born -

About 47 percent of women have only 1 or 2 children. Further 46 percent women have 3 or more than 3 children.

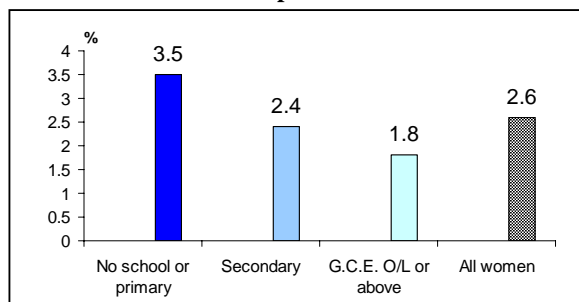
Figure 8: Ever married Women by number of children ever born in Ampara District 2006/7.



Note *: See Definition

Mean number of children ever born by level of education-

Figure 9: Mean number of children ever born by level of education in Ampara District 2006/7

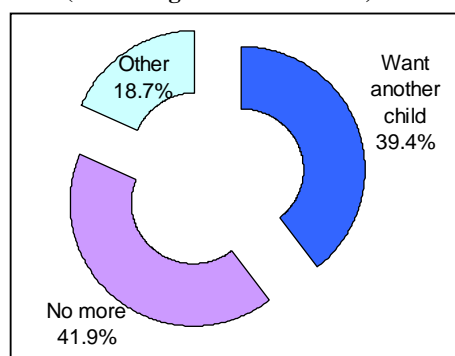


- Mean number of children ever born decreases with increasing the level of education of eligible women.

Fertility preferences -

About 42 percent of eligible women (Excluding sterilized women) have answered that they do not want to have another child. Proportion of women like to have another child is 39.4 percent.

Figure 10: Ever married Women by fertility preferences in Ampara District 2006/7 (Excluding sterilized women)



Awareness of contraceptive methods -

Table 4: Ever married women by awareness of contraceptive methods in Ampara District 2006/7

Method	Percentage of know method
Female sterilization	96.7
Male sterilization	54.3
Pills	96.8
IUD	62.6
Injection	97.4
Norplant	26.7
Male Condom	63.5
Female Condom	14.6
LAM	29.5
Safe period	55.7
Withdrawal	40.8
Emergency contraception	14.7

- Injection and Pills are the widely known methods (97.4 percent and 96.8 percent respectively), followed by the Female sterilization and IUD (96.7 percent and 62.6 percent).
- Percentage who knows about male condom is 63.5 percent.
- Percentage of women knowing LAM, Norplant, Female Condom, Emergency Contraception and traditional methods is relatively low.

Current use of contraception -

- Total number of estimated currently married women in Ampara District is 102,497.
- 56 percent of women are currently using contraception.

Table 5: Currently married women by use of contraceptive method in Ampara District 2006/7

Method	No.	%
Total	102497	100.0
Not using *	45156	44.1
Any method	57341	55.9
Any modern method	51353	50.1
Modern Permanent		
Sterilization	20841	20.3
Modern Temporary		
Pills	**	**
IUD	**	**
Injection	19860	19.4
Condom	**	**
Any traditional method	5989	5.8
Safe period	**	**
Withdrawal	**	**

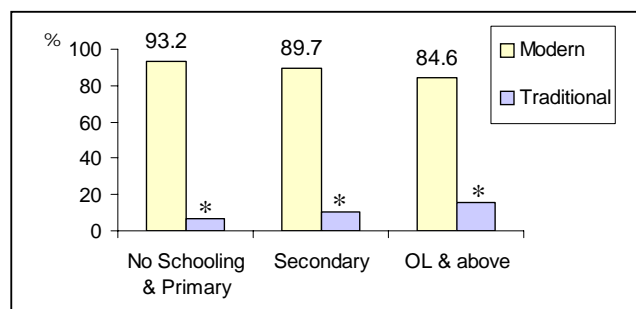
* Including pregnant women.

** Reliable estimates cannot be provided due to small cell size.

- Survey reveals that about 50 percent of currently married women currently using modern contraceptive methods while another 6 percent use traditional methods.
- 44 percent of currently married women are not currently using any contraceptive method. (Including pregnant women) Data shows that the most commonly used modern temporary method is injection (19.4 percent).
- Further, 20.3 percent of eligible women use sterilization (Mostly Female sterilization).

Level of education and use of contraception -

Figure 11: Currently married and non pregnant women who use family planning by level of education in Ampara District 2006/07



* Reliable estimates cannot be provided due to small cell size.

- Figure 11 indicate that females in all education levels inclined towards to modern methods.

Contraceptive use by age -

Table 6: Current use of family planning by age groups in Ampara District 2006/7

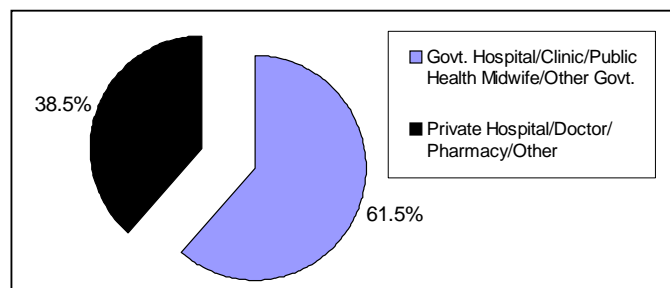
Methods	15 - 19	20 - 29	30 - 39	40 - 49	Total
Any method	*	46.9	57.4	63.5	55.9
Modern method	*	42.6	53.4	54.3	50.1
Traditional method	*	*	*	*	5.8
Not using	*	53.1	42.6	36.5	44.1
Total	*	100.0	100.0	100.0	100.0

* Reliable estimates cannot be provided due to small cell size

- More than 50 percent of women is 20-29 age group are currently not using any method.

Source of supply -

Figure 12: Current users of contraceptive by most recent source of supply in Ampara District 2006/7



- Government facilities (Including public health midwife) have catered to the needs of more than 60 percent of current users of modern temporary contraceptive methods.

Definitions used:

Safe sources of drinking water:

Protected well, tube well, main water line and Spring protected.

Unsafe sources of drinking water:

Unprotected well, bowser, river/tank/stream and other sources such as rain water and unprotected spring water.

Eligible women: Women who were ever married and who were in the age group of 15-49 at the time of the survey.

Level of Education:

No schooling - Never attended school

Primary level- Passed grade 1,2,3,4, or up to grade 5

Secondary level - Passed grade 6,7,8,9 or up to grade 10

O/L and above - Passed GCE O/L or above