

Sri Lanka

Department of Census and Statistics, Ministry of Finance and Planning

Weekly Retail Prices - 2001

Study Documentation

September 11, 2013

Metadata Production

Metadata Producer(s)	Department of Census & Statistics (DCS) , Ministry of Finance and Planning , Documentation and Archival of Price Data
Production Date	September 2, 2008
Version	Version v1.0 (2008)
Identification	DDI-LKA-DCS-WRP-2001-v1.0

This document was generated using the [IHSN Microdata Management Toolkit](#)

Table of Contents

Overview.....	1
Scope & Coverage.....	1
Producers & Sponsors.....	2
Sampling.....	2
Data Collection.....	2
Data Processing & Appraisal.....	4
Accessibility.....	4
Rights & Disclaimer.....	6
Files Description.....	7
WRP01.....	7
Variables List.....	8
WRP01.....	8
Variables Description.....	9
WRP01.....	9
Documentation.....	14

Sri Lanka (2001)

Weekly Retail Prices - 2001 (WRP 2001)

Overview	
Type	Price Survey [hh/prc]
Identification	LKA-DCS-WRP-2001-v1.0
Version	Production Date: 2008-12-02 v1.0: Full edited dataset, original version for internal use.
Series	The Colombo Consumers' Price Index (CCPI) which was introduced in 1952 by the Department of Census and Statistics and which is now published on the last working day of every month is the official index by which changes in price levels of consumers goods and services in Sri Lanka are measured.
<p><u>Abstract</u></p> <p>The Colombo Consumers' Price Index (CCPI) which was introduced in 1952 by the Department of Census and Statistics and which is now published on the last working day of every month is the official index by which changes in price levels of consumer goods and services in Sri Lanka are measured. Since then the index has been used to date for very vital purposes as described below. It is used for multi-purpose functions such as :</p> <p style="text-align: center;">for conversion of total current values of national income up to fixed values, policy making on monetary income and wages, payment of salaries and wages, providing social security facilities and analysis of economic and social activities.</p> <p>Thus the government mechanism and the non-government organizations use this index as the vital official measurement unit in the fields of financial, revenue, salaries, wages and socio-economic policy making.</p>	
Kind of Data	Observation data/ratings [obs]
Unit of Analysis	Commodities (in Retail outlets in Colombo City)

Scope & Coverage	
<p><u>Scope</u></p> <p>The scope of WRP 2001 includes the following key sections:-</p> <p style="text-align: center;">1). Retail prices of Food Items 2). Retail prices of Non - Food Items</p>	
Topics	ECONOMICS [1]
<p><u>Geographic Coverage</u></p> <p>All Urban Divisions in Colombo District</p>	
<p><u>Universe</u></p> <p>Retail commodity prices of the goods in Colombo MC and suburban areas</p>	

Producers & Sponsors	
Primary Investigator(s)	Department of Census and Statistics, Ministry of Finance and Planning
Funding Agency/ies	Department of Census and Statistics

Sampling
<p><u>Sampling Procedure</u></p> <p>The Weekly Test Purchases operation is not a sample survey. But the following points should be noted:-</p> <p>From each market, about five outlets have been identified for this operation. Out of the five outlets three are visited by the enumerators regularly. The selected three outlets in each market are usually visited in every price collection day of the week. The fourth & the fifth outlets will be kept as optional in case the regular outlets are not operational due to some reason.</p>

Data Collection	
Data Collection Dates	start 2001-01-01 end 2001-12-31
Data Collection Mode	Face-to-face [f2f]
<p><u>Data Collection Notes</u></p> <p>Collecting Centers & Procedure of Price Information</p> <p>Collecting Centers are 15 markets covering the city of Colombo and other suburban areas in the Colombo District. They are, Pettah, Maradana, Wellawatta, Borella, Grandpass, Dematagoda, Kirulapone, Kotte, Nugegoda, Dehiwala, Mount Lavinia, Kolonnawa, Peliyagoda, Wattala and Mabole</p> <p>In order to estimate prices for the purpose of computing the index, 03 groups of 05 officers each, four of whom are well trained in price collection, collect prices for two weeks at the rate of 2 days per week and again for two weeks at the rate of 3 days per week thus the total being 10 working days within a month under the supervision of a statistician.</p> <p>In this connection, information on required goods and services is collected continuously from selected outlets according to the exact specifications. The price collecting officers as a practice purchase by themselves some specified items whose prices are liable to change frequently. The prices of other specified items are collected by them by inquiring from the outlets the same way as a customer does.</p> <p>Whenever a specific item cannot be found in the market, substitutes available under the same specifications are selected. Based on prices of respective goods and services thus collected, the monthly average price is computed.</p>	
<p><u>Questionnaires</u></p> <p>There are two types of questionnaires,</p> <p>01 A , B , C , D , E - Food Items</p> <p>02 Mis01,Mis02,Mis03,Mis04,Mis05,Mis06,Mis07,Mis08 - Non Food Items</p>	

General Instructions in filling Forms:

***Group I Form

Price quotations should be collected in few representative and fixed open market retail outlets or stalls in the main marketing area of the Town on morning (9 to 12) of Tuesdays 1st and 3rd week

This price schedule should be perfected and sent by post to the Director Prices and Wages Division in the same week.

***Group II Form

Price quotations required should be obtained once a month from the same outlets, which should be chosen from the selected establishments listed above.

If a particular item is not available in the selected retail outlet, Price quotations may be obtained from the other establishments, whose address should be given. If the item is not available at all in the town, the price of substitute item which resembles most closely the specified item should be priced and brand name, weight should be entered in the form. Brand name and weight of "other" item where it is priced should also be given.

***Group III Form

The item should be selected under specification which has been mentioned here. Two price quotations should be obtained quarterly from the same establishments as far as possible and prices should be collected from the same establishment in future too.

If a particular item is not available in the selected retail outlets, price quotations may be obtained from the reserve or other establishments whose address should be given. If the item is not available at all in the town, the price of a substitute item which resembles most closely the specified item should be entered in the form. Brand name and Weight of "Other" item where it is priced should also be given.

Where transactions take place in other than metric units, the weight or volume of the item priced should be carefully recorded in grams or milli-liters in the space provided.

When you complete item 4 in 1st page of schedule cross out months except the price collection month.

***Producers' Prices Form

You are instructed to obtain the Producers' prices once a month from selected two main producing centers, and few other production centers are selected for all other agriculture production. The district officer can select the producing centers with the help of the field officer in the respective DS Division. The farm-gate price of every item should be completed in column 4,5,and 6 by the field officer and monthly average prices given in the pricing schedules should be recorded systematically in a price list or in the register maintained in your office.

The average price for three columns (4,5 and 6) should be computed and recorded in the 7th column. If there is noticeable change in average price of column 7 and 8 or if current available price in column 7 is not available. Please give your reasons in column 9. Livestock prices should be collected quarterly and for this purpose the second month of each quarter is more appropriate. (Feb, May, Aug, Nov)

You are advised to collect the prices during the second week of each month and the completed forms should be sent to the Director, Prices and Wages Division by post on or before the given date.

PRODUCERS' PRICE - This is at the farm-gate price or at village market price (pola) charged to customer/buyer. This value figures should include all duties and taxes which fall on products when they leave the farm-gate, but should exclude any subsidies received. This valuation should exclude any transport charges that may be invoiced to the purchaser or user.

Data Collector(s)	Prices and Wages Division , Department of Census and Statistics
-------------------	---

Supervision

Prices are collected from retail outlets under the supervision of a statistician.

Data Processing & Appraisal

Data Editing

Usually the prices collected should fall within a range accepted by the Prices and Wages Division staff. If by chance, an abnormally high or a low price have been recorded, that price item will be discarded and not taken for computation purposes.

In a rare situation where the prices of a commodity have not been recorded due to a problem in the market, then the previous day's recording will be assumed for the respective price collection round.

Other Processing

For each item, prices are collected in three instances by market and the average price for dissemination purposes are computed from those.

Accessibility

Access Authority	Director General (Department of Census and Statistics) , http://www.statistics.gov.lk , dgcensus@statistics.gov.lk
------------------	---

Contact(s)	Information Unit (Department of Census and Statistics) , http://www.statistics.gov.lk , information@statistics.gov.lk Prices & Wages Division (Department of Census and Statistics) , http://www.statistics.gov.lk , prices@statistics.gov.lk
------------	---

Confidentiality

Under the Statistical ordinance, microdata cannot be released with identifications for public use. Procedures are in place to ensure that information relating to any particular individual person, household or undertaking will be kept strictly confidential and will not be divulged to external parties. Information on individual or individual Household/establishment will not be divulged or published in such a form that will facilitate the identification of any particular person or establishment as the data have been collected under the Census/Statistical ordinance, according to which the information at individual level cannot be divulged and such information is strictly confidential.

Access Conditions

The dataset has been anonymized and is available as a Public Use Dataset. It is accessible to all for statistical

and research purposes only, under the following terms and conditions:

1. The data and other materials will not be redistributed or sold to other individuals, institutions, or organizations without the written agreement.
2. The data will be used for statistical and scientific research purposes only. They will be used solely for reporting of aggregated information, and not for investigation of specific individuals or organizations.
3. No attempt will be made to re-identify respondents, and no use will be made of the identity of any person or establishment discovered inadvertently.
4. No attempt will be made to produce links among datasets provided by the Department or among data from the Department and other datasets that could identify individuals or organizations.
5. Any books, articles, conference papers, theses, dissertations, reports, or other publications that Prices data obtained from the Department will cite the source of data in accordance with the Citation Requirement provided with each dataset.
6. An electronic copy of all reports and publications based on the requested data will be sent to the Department.

The following rules apply to micro data released by the Department of Census and Statistics.

- Only the requests of Government Institutions, Recognized Universities, Students, and selected international agencies are entertained. However, the Data users are required to strictly adhere to the terms stipulated in the agreement form.
- All the data requests should be made to Director General (DG) of the DCS as the sole authority of releasing data is vested with the DG of the DCS. The DCS of Sri Lanka reserves sole right to approve or reject any data request made depending on the confidential nature of the data set and intended purpose of the study or analysis.
- Requests for micro data should be made through the agreement form designed by DCS for this purpose (Form D.R.1). The agreement form should be filled in triplicate and the Study/project proposal should accompany the filled agreement form. If requests are made for the micro data of more than one survey, a separate agreement should be signed.
- If the data request is from a student a letter from the respective Dept. Head/Dean/Supervisor, recommending the issue of data, should also be accompanied.
- If the request is approved only 25% of the data file is released at the first stage. The release of the total data file is considered only after reviewing the draft report prepared on the basis of the 25% sample data file.
- The released Data file should be used only for the specific study/Analysis mentioned in the agreement form and shall not be used for any other purpose without the prior approval of the Director General of the DCS. Moreover, Copies of the micro-data file, obtained from the DCS, shall not be given to anyone else without the prior written approval of the Director General of the DCS.
- The draft report of the Study/Analysis should be submitted to the DCS and the concurrence of the DG of the DCS, should be obtained before publishing it. Once published, a copy of the final report should be submitted to the DCS.

Note - [Department = The Department of Census and Statistics (DCS)]

Source : http://www.statistics.gov.lk/databases/data%20dissemination/DataDissaPolicy_2007Oct26n.pdf

Citation Requirements

Department of Census and Statistics, Weekly Retail Prices 2001, Version 1.0 of the public use dataset December 2008, provided by the National Data Archive, Data Processing Division, www.statistics.gov.lk"

Rights & Disclaimer

Disclaimer

The Department of Census and Statistics bears no responsibility for any results or interpretations arising from the secondary use of the data.

Copyright

(C) 2008, Department of Census and Statistics

Files Description

Dataset contains 1 file(s)

WRP01	
# Cases	8093
# Variable(s)	21

Variables List

Dataset contains 21 variable(s)

File WRP01							
#	Name	Label	Type	Format	Valid	Invalid	Question
1	Year	YEAR	discrete	numeric-5.0	8092	1	-
2	Month	MONTH	discrete	numeric-10.0	8092	1	-
3	Week	WEEK	discrete	numeric-2.0	8092	1	-
4	COICOP	COICOP	discrete	character-10	8092	0	-
5	Item	ITEM	discrete	character-25	8092	0	-
6	Unit	UNIT	discrete	numeric-10.0	8092	1	-
7	Pettah	PETTAH	discrete	numeric-8.2	7456	637	-
8	Maradana	MARADANA	discrete	numeric-8.2	7084	1009	-
9	WWatta	W'WATTA	discrete	numeric-8.2	7088	1005	-
10	Borella	BORELLA	discrete	numeric-8.2	6955	1138	-
11	GPass	GRANDPASS	discrete	numeric-8.2	6823	1270	-
12	DGod	DEMATAGODA	discrete	numeric-8.2	6912	1181	-
13	KPona	KIRULAPONA	discrete	numeric-8.2	7097	996	-
14	Kotte	KOTTE	discrete	numeric-8.2	6074	2019	-
15	Ngoda	NUGEGODA	discrete	numeric-8.2	6900	1193	-
16	Dwala	DEHIWALA	continuous	numeric-8.2	6896	1197	-
17	Mt.Lniya	MT. LAVINIA	discrete	numeric-8.2	5746	2347	-
18	Knnawa	KOLONNAWA	discrete	numeric-8.2	6687	1406	-
19	Pgoda	PALIYAGODA	discrete	numeric-8.2	6124	1969	-
20	Wattala	WATTALA	discrete	numeric-8.2	5479	2614	-
21	Mabole	MABOLE	discrete	numeric-8.2	6182	1911	-

Variables Description

Dataset contains 21 variable(s)

File WRP01

#1 Year: YEAR

Information [Type= discrete] [Format=numeric] [Range= 2001-2001] [Missing=*]

Statistics [NW/ W] [Valid=8092 /-] [Invalid=1 /-]

Value	Label	Cases	Percentage
2001		8092	100.0%
Sysmiss		1	

Warning: these figures indicate the number of cases found in the data file. They cannot be interpreted as summary statistics of the population of interest.

#2 Month: MONTH

Information [Type= discrete] [Format=numeric] [Range= 1-12] [Missing=*]

Statistics [NW/ W] [Valid=8092 /-] [Invalid=1 /-]

Value	Label	Cases	Percentage
1	January	668	8.3%
2	February	668	8.3%
3	March	750	9.3%
4	April	750	9.3%
5	May	668	8.3%
6	June	750	9.3%
7	July	501	6.2%
8	August	750	9.3%
9	September	668	8.3%
10	October	668	8.3%
11	November	750	9.3%
12	December	501	6.2%
Sysmiss		1	

Warning: these figures indicate the number of cases found in the data file. They cannot be interpreted as summary statistics of the population of interest.

#3 Week: WEEK


Information [Type= discrete] [Format=numeric] [Range= 1-5] [Missing=*]

Statistics [NW/ W] [Valid=8092 /-] [Invalid=1 /-]

Value	Label	Cases	Percentage
1		1837	22.7%
2		2004	24.8%
3		1837	22.7%
4		2004	24.8%

File WRP01 (cont.)

#3 Week: WEEK (cont.)

Value (cont.)	Label	Cases	Percentage
5		410	 5.1%
Sysmiss		1	

Warning: these figures indicate the number of cases found in the data file. They cannot be interpreted as summary statistics of the population of interest.


















#4 COICOP: COICOP

Information	[Type= discrete] [Format=character] [Missing=*]
Statistics [NW/ W]	[Valid=8092 /-] [Invalid=0 /-]
Frequency table not shown (167 Modalities)	

#5 Item: ITEM

Information	[Type= discrete] [Format=character] [Missing=*]
Statistics [NW/ W]	[Valid=8092 /-] [Invalid=0 /-]
Frequency table not shown (168 Modalities)	

#6 Unit: UNIT

Information	[Type= discrete] [Format=numeric] [Range= 1-22] [Missing=*]		
Statistics [NW/ W]	[Valid=8092 /-] [Invalid=1 /-]		
Value	Label	Cases	Percentage
1	Kg.	3468	 42.9%
2	KG.	2116	 26.1%
3	450g.	51	 0.6%
4	NUMBER	736	 9.1%
5	KG	184	 2.3%
6	400g.	301	 3.7%
7	397g.	46	 0.6%
8	TIN	46	 0.6%
9	Each	102	 1.3%
10	NUT	92	 1.1%
11	750ml	51	 0.6%
12	1 LITRE	46	 0.6%
13	BOTTLE	92	 1.1%
14	485g.	46	 0.6%
15	750 M.L.	46	 0.6%
16	PER 100	184	 2.3%
17	50g.	51	 0.6%

File WRP01 (cont.)

#6 Unit: UNIT (cont.)

Value (cont.)	Label	Cases	Percentage
18	130g.	51	0.6%
19	500g.	51	0.6%
20	EACH	230	2.8%
21	75g.	51	0.6%
22	110g.	51	0.6%
Sysmiss		1	

Warning: these figures indicate the number of cases found in the data file. They cannot be interpreted as summary statistics of the population of interest.

#7 Pettah: PETTAH

Information	[Type= discrete] [Format=numeric] [Missing=*]
Statistics [NW/ W]	[Valid=7456 /-] [Invalid=637 /-]
Frequency table not shown (430 Modalities)	

#8 Maradana: MARADANA

Information	[Type= discrete] [Format=numeric] [Missing=*]
Statistics [NW/ W]	[Valid=7084 /-] [Invalid=1009 /-]
Frequency table not shown (376 Modalities)	

#9 WWatta: W'WATTA

Information	[Type= discrete] [Format=numeric] [Missing=*]
Statistics [NW/ W]	[Valid=7088 /-] [Invalid=1005 /-]
Frequency table not shown (375 Modalities)	

#10 Borella: BORELLA

Information	[Type= discrete] [Format=numeric] [Range= 1-342] [Missing=*]
Statistics [NW/ W]	[Valid=6955 /-] [Invalid=1138 /-]
Frequency table not shown (343 Modalities)	

#11 GPass: GRANDPASS

Information	[Type= discrete] [Format=numeric] [Missing=*]
Statistics [NW/ W]	[Valid=6823 /-] [Invalid=1270 /-]
Frequency table not shown (364 Modalities)	

File WRP01 (cont.)

#12 DGoda: DEMATAGODA

Information	[Type= discrete] [Format=numeric] [Missing=*]
Statistics [NW/ W]	[Valid=6912 /-] [Invalid=1181 /-]
Frequency table not shown (351 Modalities)	

#13 KPona: KIRULAPONA

Information	[Type= discrete] [Format=numeric] [Missing=*]
Statistics [NW/ W]	[Valid=7097 /-] [Invalid=996 /-]
Frequency table not shown (358 Modalities)	

#14 Kotte: KOTTE

Information	[Type= discrete] [Format=numeric] [Range= 1-287] [Missing=*]
Statistics [NW/ W]	[Valid=6074 /-] [Invalid=2019 /-]
Frequency table not shown (288 Modalities)	

#15 Ngoda: NUGEGODA

Information	[Type= discrete] [Format=numeric] [Missing=*]
Statistics [NW/ W]	[Valid=6900 /-] [Invalid=1193 /-]
Frequency table not shown (326 Modalities)	

#16 Dwala: DEHIWALA

Information	[Type= continuous] [Format=numeric] [Range= 1-770] [Missing=*]
Statistics [NW/ W]	[Valid=6896 /-] [Invalid=1197 /-] [Mean=104.069 /-] [StdDev=103.346 /-]

#17 Mt.Lniya: MT. LAVINIA

Information	[Type= discrete] [Format=numeric] [Range= 1-299] [Missing=*]
Statistics [NW/ W]	[Valid=5746 /-] [Invalid=2347 /-]
Frequency table not shown (300 Modalities)	

#18 Knnawa: KOLONNAWA

Information	[Type= discrete] [Format=numeric] [Range= 1-304] [Missing=*]
Statistics [NW/ W]	[Valid=6687 /-] [Invalid=1406 /-]
Frequency table not shown (305 Modalities)	

File WRP01 (cont.)

#19 Pgoda: PALIYAGODA

Information	[Type= discrete] [Format=numeric] [Range= 1-286] [Missing=*]
Statistics [NW/ W]	[Valid=6124 /-] [Invalid=1969 /-]
Frequency table not shown (287 Modalities)	

#20 Wattala: WATTALA

Information	[Type= discrete] [Format=numeric] [Range= 1-277] [Missing=*]
Statistics [NW/ W]	[Valid=5479 /-] [Invalid=2614 /-]
Frequency table not shown (278 Modalities)	

#21 Mabile: MABOLE

Information	[Type= discrete] [Format=numeric] [Range= 1-305] [Missing=*]
Statistics [NW/ W]	[Valid=6182 /-] [Invalid=1911 /-]
Frequency table not shown (306 Modalities)	

Documentation

Questionnaires.....	14
Food and Beverage Price Collection form.....	14
Administrative documents.....	14
Open Market Retail prices for Food and Beverage.....	14
Open Market Weekly Retail Prices.....	14
Producer's Prices.....	14
Retail Prices for Non-Food.....	14
Retail Prices for Services and Consumer Items.....	14
Test Purchase Survey.....	14
Retail Prices of Textiles.....	14
Retail Prices of Medicines.....	14
Retail Prices of Stationery and Footwear.....	15
Retail Prices of Liquor and Hardware.....	15
Retail Prices of Miscellaneous Items.....	15
Retail Prices of Furniture and Other Durables.....	15
Retail Prices of Household Services - Form 7.....	15
Retail Prices of Household Services - Form 8.....	15
Other documents.....	15
Study Documentation of WRP01 Project.....	15
Other resources.....	15
Prices Statistics for Selected Years.....	15

Questionnaires

Food and Beverage Price Collection form, "Documentation\FoodandBeveragePriceCollectionForm.pdf"

Administrative documents

Open Market Retail prices for Food and Beverage,
"Documentation\OpenMarketRetailPricesforFoodandBeverage.pdf"

Open Market Weekly Retail Prices, "Documentation\OpenMarketWeeklyRetailPrices.pdf"

Producer's Prices, "Documentation\Producer'sPrices.pdf"

Retail Prices for Non-Food, "Documentation\RetailPricesForNonFood.pdf"

Retail Prices for Services and Consumer Items, "Documentation\RetailPricesForServicesAndConsumerItems.pdf"

Test Purchase Survey, "Documentation\TestPurchaseSurvey.pdf"

Retail Prices of Textiles, "Documentation\TPMISC1.pdf"

Retail Prices of Medicines, "Documentation\TPMISC2.pdf"

Retail Prices of Stationery and Footwear, "Documentation\TPMISC3.pdf"

Retail Prices of Liquor and Hardware, "Documentation\TPMISC4.pdf"

Retail Prices of Miscellaneous Items, "Documentation\TPMISC5.pdf"

Retail Prices of Furniture and Other Durables, "Documentation\TPMISC6.pdf"

Retail Prices of Household Services - Form 7, "Documentation\TPMISC7.pdf"

Retail Prices of Household Services - Form 8, "Documentation\TPMISC8.pdf"

Other documents

Study Documentation of WRP01 Project, "Documentation\Study Documentation of WRP01 Project.pdf"

Other resources

Prices Statistics for Selected Years, "Documentation\Price Statistics for Selected Years.html"