

Sri Lanka

Statistics Division, Registrar General's Department, Ministry of Public  
Administration and Home Affairs

## Vital Statistics - Births - 1989

Study Documentation

December 8, 2009

# Metadata Production

Metadata Producer(s)	Registrar General's Department (RGD) , Ministry of Public Administration and Home Affairs , Data Collection
Production Date	December 29, 2008
Version	Version 1.0 ( June 2008 ).
Identification	DDI-LKA-RGD-RGB-1989-v1.0

This document was generated using the [IHSN Microdata Management Toolkit](#)

# Table of Contents

<a href="#">Overview.....</a>	<a href="#">1</a>
<a href="#">Scope &amp; Coverage.....</a>	<a href="#">2</a>
<a href="#">Producers &amp; Sponsors.....</a>	<a href="#">2</a>
<a href="#">Data Collection.....</a>	<a href="#">2</a>
<a href="#">Accessibility.....</a>	<a href="#">3</a>
<a href="#">Rights &amp; Disclaimer.....</a>	<a href="#">3</a>
<a href="#">Files Description.....</a>	<a href="#">4</a>
<a href="#">Births 1989.....</a>	<a href="#">4</a>
<a href="#">Variables List.....</a>	<a href="#">5</a>
<a href="#">Births 1989.....</a>	<a href="#">5</a>
<a href="#">Variables Description.....</a>	<a href="#">6</a>
<a href="#">Births 1989.....</a>	<a href="#">6</a>
<a href="#">Documentation.....</a>	<a href="#">13</a>



Sri Lanka (1989)  
Vital Statistics - Births - 1989 (RGB - 1989)

Overview	
Type	Administrative Records, Other (ad/oth]
Identification	LKA-RGD-RGB-1989-v1.0
Version	Production Date: 2008-07-29 v1.0: Full edited dataset, original version for internal DPD use.
Series	Registration of vital events commenced in 1867 with the enactment of civil registration laws which conferred the legal sanction for the registration of events namely, live births, deaths, still births and marriages. According to the law every live birth has to be registered within 42 days and death within 5 days from the date of occurrence. Although birth registrations are compulsory by law, few events are missed and not registered for various reasons. Births are registered at the place of occurrence and not in the area of residence of the mother..
<p><u>Abstract</u></p> <p>Registration of vital events commenced in 1867 with the enactment of civil registration laws which conferred the legal sanction for the registration of events namely, live births, deaths, still births and marriages. According to the law every live birth has to be registered within 42 days from the date of occurrence.</p> <p>Although birth and death registrations are compulsory by law, few events are missed and not registered for various reasons.</p> <p>By the survey conducted in 1980, to assess the completeness of birth and death registrations, it was found that about 98.8 per cent of births and 94.0 per cent of deaths are being registered at any given time.</p> <p>Births are registered at the place of occurrence and not in the area of residence of the mother.</p>	
Kind of Data	Administrative records data [adm]
Unit of Analysis	Individual Birth

Scope & Coverage	
<u>Scope</u> The scope of the Registration of Birth 1989 include : <ul style="list-style-type: none"> <li>-District</li> <li>-AGA Division</li> <li>-Registrar's Division</li> <li>-Month &amp; Year</li> <li>-Date of Birth</li> <li>-If urban, assessment number, street and town</li> <li>-If rural, Name of villahe</li> <li>-AGA's Division</li> <li>-District</li> <li>-Whether outside division</li> <li>-Whether in hospital</li> <li>-Live birth order</li> <li>-Distinguishing letters</li> <li>-Race</li> <li>-Age of mother in years</li> <li>-Were parents married</li> <li>-Whether Twin, triple &amp; etc</li> </ul>	
Topics	DEMOGRAPHY AND POPULATION [14]
<u>Geographic Coverage</u> National coverage.	
<u>Universe</u> Records pertaining to Live births of Sri Lankan Nationals whose birth occurs in Sri Lanka	

Producers & Sponsors	
Primary Investigator(s)	Statistics Division, Registrar General's Department, Ministry of Public Administration and Home Affairs
Other Producer(s)	Divisional Secretariats , Data Collection
Funding Agency/ies	Government of Sri Lanka (GOSL)

Data Collection	
Data Collection Dates	start 1989-01-01 end 1989-12-31
Data Collection Mode	Other [oth]
<u>Data Collection Notes</u> The Registrars of Births and Deaths attached to the Divisional Secretariat Offices send a monthly return of Births to the Additional District Registrars who in turn collect all such returns and send them to the Statistical Division of the Registrar General's Office for Data Processing purposes.	
Data Collector(s)	Registrars of Berths & Deaths , Registrar General's Department Additional District Registrar , Registrar General's Department Statistical Division - Registrar General Office , Registrar General's Department

#### Other Processing

Data processing included the following steps.

1. Accepting the filled birth return forms by the Statistical Division
2. Do a visual check for completeness
3. Coding of data
4. Entry of data
5. Run edit program for each District batch
6. Produce error report
7. Correction of errors on the report
8. Change incorrect data using the corrected error report
9. Re-run the edit program and repeat the error correction procedure
10. Produce final tables on clean data with a backup of clean data.

#### Accessibility

Access Authority	Registrar General (Registrar General's Department ) , <a href="http://www.rgd.gov.lk">www.rgd.gov.lk</a> , <a href="mailto:rg@rgd.gov.lk">rg@rgd.gov.lk</a>
Contact(s)	Statistics Division (Registrar General's Department) , <a href="http://www.rgd.gov.lk">www.rgd.gov.lk</a> , <a href="mailto:ddstat@rgd.gov.lk">ddstat@rgd.gov.lk</a>

#### Confidentiality

The degree of confidentiality of this microdata set is determined by the Access Authority. Please refer to the Access Authority for further details.

#### Access Conditions

Please contact the Access Authority for Access Terms and Conditions.

#### Citation Requirements

"Registrar General's Department,Vital Statistics (Births) - 1989, Version 1.0 of the public use dataset ( July 2008 )"

#### Rights & Disclaimer

##### Disclaimer

The Registrar General's Department bears no responsibility for any results or interpretations arising from the secondary use of data.

Copyright	[C] 2008 Registrar General's Department
-----------	---

## Files Description

Dataset contains 1 file(s)

Births 1989	
# Cases	363343
# Variable(s)	23
<u>File Content</u> The file contains the data related to Return of Births form 1989.	
<u>Producer</u> Registrar General's Department	



# Variables List

Dataset contains 23 variable(s)

File Births 1989							
#	Name	Label	Type	Format	Valid	Invalid	Question
1	<a href="#">SECTOR</a>	Sector	discrete	numeric-1.0	363343	0	-
2	<a href="#">DISTRICT</a>	District	discrete	numeric-2.0	363343	0	-
3	<a href="#">DRO_DIVISION</a>	AGA Division	discrete	numeric-2.0	363343	0	-
4	<a href="#">REGISTRARS_DIV</a>	Registration Division	discrete	numeric-2.0	363343	0	-
5	<a href="#">TOWN</a>	Town	discrete	numeric-2.0	196086	167257	-
6	<a href="#">MONTH_REGISTERED</a>	Registered Month	discrete	numeric-2.0	363343	0	-
7	<a href="#">YEAR_REGISTERED</a>	Registered Year	discrete	numeric-2.0	363343	0	-
8	<a href="#">SEX</a>	Sex	discrete	numeric-1.0	363343	0	-
9	<a href="#">COL1_ENTRY_NO</a>	No. of Registration Entry	discrete	numeric-4.0	363340	3	-
10	<a href="#">COL21_BIRTH_DATE</a>	Date of Birth - Day	discrete	numeric-2.0	363343	0	-
11	<a href="#">COL22_BIRTH_DATE</a>	Date of Birth - Month	discrete	numeric-2.0	363343	0	-
12	<a href="#">COL23_BIRTH_DATE</a>	Date of Birth - Year	discrete	numeric-2.0	363343	0	-
13	<a href="#">COL3_TOWN</a>	Mother's Living Town	discrete	numeric-2.0	9	363334	-
14	<a href="#">COL5_DIST_RESIDENT</a>	District of Mother's Resident	discrete	numeric-2.0	363343	0	-
15	<a href="#">COL6_OUTSIDE_DIV</a>	Within the Registrars Division	discrete	numeric-1.0	363343	0	-
16	<a href="#">COL7_DISTIN_LIST</a>	Distinguishing Letters	discrete	numeric-1.0	294375	68968	-
17	<a href="#">COL8_RACE</a>	Race	discrete	numeric-2.0	363343	0	-
18	<a href="#">COL9_16_AGE_MOTHER</a>	Mother's Age	discrete	numeric-2.0	363343	0	-
19	<a href="#">COL17_PARENT_MARRI</a>	Marital Status	discrete	numeric-1.0	363343	0	-
20	<a href="#">COL18_TWIN_TYPE</a>	Type of birth	discrete	numeric-1.0	3627	359716	-
21	<a href="#">AGA_DIV_RESIDENT</a>	Mother's AGA Division	discrete	numeric-2.0	363343	0	-
22	<a href="#">ORDER_BIRTH</a>	Live Birth Order	discrete	numeric-2.0	362214	1129	-
23	<a href="#">CLASS_RECORD</a>	Programmer Defined Variable	discrete	numeric-2.0	0	363343	-

# Variables Description

Dataset contains 23 variable(s)

## File Births 1989

### #1 SECTOR: Sector

Information	[Type= discrete] [Format=numeric] [Range= 1-3] [Missing=*]		
Statistics [NW/ W]	[Valid=363343 /-] [Invalid=0 /-]		
Value	Label	Cases	Percentage
1	Urban	196020	53.9%
2	Rural	151191	41.6%
3	Estate	16132	4.4%

Warning: these figures indicate the number of cases found in the data file. They cannot be interpreted as summary statistics of the population of interest.

### #2 DISTRICT: District

Information	[Type= discrete] [Format=numeric] [Range= 1-27] [Missing=*]		
Statistics [NW/ W]	[Valid=363343 /-] [Invalid=0 /-]		
Value	Label	Cases	Percentage
1	Colombo	42730	11.8%
2	Negombo	7657	2.1%
3	Kalutara	17099	4.7%
4	Kandy	27950	7.7%
5	Matale	8881	2.4%
6	Nuwara Eliya	14769	4.1%
7	Galle	19228	5.3%
8	Matara	17305	4.8%
9	Hambantota	10538	2.9%
10	Jaffna	17414	4.8%
11	Mannar	3394	0.9%
12	Vavuniya	2391	0.7%
13	Batticaloa	11219	3.1%
14	Ampara	11472	3.2%
15	Trincomalee	6098	1.7%
16	Kurunegala	28699	7.9%
17	Puttalam	5631	1.5%
18	Chillaw	6840	1.9%
19	Anuradhapura	16250	4.5%
20	Polonnaruwa	6247	1.7%
21	Badulla	17923	4.9%
22	Monaragala	8328	2.3%
23	Ratnapura	22604	6.2%
24	Kegalle	12112	3.3%

## File Births 1989 (cont.)

## #2 DISTRICT: District (cont.)

Value (cont.)	Label	Cases	Percentage
25	Mullativu	1989	0.5%
26	Gampaha	15636	4.3%
27	Kilinochchi	2939	0.8%

Warning: these figures indicate the number of cases found in the data file. They cannot be interpreted as summary statistics of the population of interest.

## #3 DRO\_DIVISION: AGA Division

Information	[Type= discrete] [Format=numeric] [Range= 1-23] [Missing=*]
Statistics [NW/ W]	[Valid=363343 /-] [Invalid=0 /-]

## #4 REGISTRARS\_DIV: Registration Division

Information	[Type= discrete] [Format=numeric] [Range= 0-79] [Missing=*]
Statistics [NW/ W]	[Valid=363343 /-] [Invalid=0 /-]

## #5 TOWN: Town

Information	[Type= discrete] [Format=numeric] [Range= 1-60] [Missing=*]
Statistics [NW/ W]	[Valid=196086 /-] [Invalid=167257 /-]

## #6 MONTH\_REGISTER: Registered Month

Information	[Type= discrete] [Format=numeric] [Range= 1-12] [Missing=*]
Statistics [NW/ W]	[Valid=363343 /-] [Invalid=0 /-]

Value	Label	Cases	Percentage
1	January	33009	9.1%
2	February	27426	7.5%
3	March	32381	8.9%
4	April	29465	8.1%
5	May	32324	8.9%
6	June	29707	8.2%
7	July	27369	7.5%
8	August	28167	7.8%
9	September	30717	8.5%
10	October	31060	8.5%
11	November	30065	8.3%
12	December	31653	8.7%

Warning: these figures indicate the number of cases found in the data file. They cannot be interpreted as summary statistics of the population of interest.

## File Births 1989 (cont.)

## #7 YEAR\_REGISTER: Registered Year

Information	[Type= discrete] [Format=numeric] [Range= 89-89] [Missing=*]		
Statistics [NW/ W]	[Valid=363343 /-] [Invalid=0 /-]		
Value	Label	Cases	Percentage
89		363343	100.0%
Warning: these figures indicate the number of cases found in the data file. They cannot be interpreted as summary statistics of the population of interest.			

## #8 SEX: Sex

Information	[Type= discrete] [Format=numeric] [Range= 1-2] [Missing=*]		
Statistics [NW/ W]	[Valid=363343 /-] [Invalid=0 /-]		
Value	Label	Cases	Percentage
1	Male	185607	51.1%
2	Female	177736	48.9%
Warning: these figures indicate the number of cases found in the data file. They cannot be interpreted as summary statistics of the population of interest.			

## #9 COL1\_ENTRY\_NO: No. of Registration Entry

Information	[Type= discrete] [Format=numeric] [Range= 0-9999] [Missing=*]		
Statistics [NW/ W]	[Valid=363340 /-] [Invalid=3 /-]		

## #10 COL21\_BIRTH\_DAY: Date of Birth - Day





Information	[Type= discrete] [Format=numeric] [Range= 0-31] [Missing=*]		
Statistics [NW/ W]	[Valid=363343 /-] [Invalid=0 /-]		

## #11 COL22\_BIRTH\_MONT: Date of Birth - Month

Information	[Type= discrete] [Format=numeric] [Range= 0-12] [Missing=*]		
Statistics [NW/ W]	[Valid=363343 /-] [Invalid=0 /-]		
Value	Label	Cases	Percentage
0		3	0.0%
1	January	30684	8.4%
2	February	27017	7.4%
3	March	32230	8.9%
4	April	29856	8.2%
5	May	29914	8.2%
6	June	28573	7.9%
7	July	29105	8.0%
8	August	28594	7.9%

## File Births 1989 (cont.)

## #11 COL22\_BIRTH\_MONT: Date of Birth - Month (cont.)

Value (cont.)	Label	Cases	Percentage
9	September	29484	 8.1%
10	October	33398	 9.2%
11	November	32655	 9.0%
12	December	31830	 8.8%

Warning: these figures indicate the number of cases found in the data file. They cannot be interpreted as summary statistics of the population of interest.

## #12 COL23\_BIRTH\_YEAR: Date of Birth - Year



















Information	[Type= discrete] [Format=numeric] [Range= 1-90] [Missing=*]
Statistics [NW/ W]	[Valid=363343 /-] [Invalid=0 /-]

## #13 COL3\_TOWN: Mother's Living Town

Information	[Type= discrete] [Format=numeric] [Range= 0-88] [Missing=*]
Statistics [NW/ W]	[Valid=9 /-] [Invalid=363334 /-]

## #14 COL5\_DIST\_RESIDE: District of Mother's Resident

Information	[Type= discrete] [Format=numeric] [Range= 1-98] [Missing=*]
Statistics [NW/ W]	[Valid=363343 /-] [Invalid=0 /-]

Value	Label	Cases	Percentage
1	Colombo	33204	 9.1%
2	Negombo	8594	 2.4%
3	Kalutara	16979	 4.7%
4	Kandy	25984	 7.2%
5	Matale	8645	 2.4%
6	Nuwara Eliya	15458	 4.3%
7	Galle	19515	 5.4%
8	Matara	16169	 4.5%
9	Hambantota	12336	 3.4%
10	Jaffna	16944	 4.7%
11	Mannar	3468	 1.0%
12	Vavuniya	2501	 0.7%
13	Batticaloa	11006	 3.0%
14	Ampara	12066	 3.3%
15	Trincomalee	6401	 1.8%
16	Kurunegala	28265	 7.8%
17	Puttalam	5853	 1.6%
18	Chillaw	6902	 1.9%

## File Births 1989 (cont.)

## #14 COL5\_DIST\_RESIDE: District of Mother's Resident (cont.)

Value (cont.)	Label	Cases	Percentage
19	Anuradhapura	16825	4.6%
20	Polonnaruwa	6791	1.9%
21	Badulla	17591	4.8%
22	Monaragala	9011	2.5%
23	Ratnapura	22114	6.1%
24	Kegalle	15106	4.2%
25	Mullativu	2220	0.6%
26	Gampaha	20353	5.6%
27	Kilinochchi	3037	0.8%
98		5	0.0%

Warning: these figures indicate the number of cases found in the data file. They cannot be interpreted as summary statistics of the population of interest.

## #15 COL6\_OUTSIDE\_DIV: Within the Registrars Division

Information	[Type= discrete] [Format=numeric] [Range= 0-1] [Missing=*]		
Statistics [NW/ W]	[Valid=363343 /-] [Invalid=0 /-]		
Value	Label	Cases	Percentage
0	Out	138791	38.2%
1	In	224552	61.8%

Warning: these figures indicate the number of cases found in the data file. They cannot be interpreted as summary statistics of the population of interest.

## #16 COL7\_DISTIN\_LETR: Distinguishing Letters

Information	[Type= discrete] [Format=numeric] [Range= 0-9] [Missing=*]		
Statistics [NW/ W]	[Valid=294375 /-] [Invalid=68968 /-]		

## #17 COL8\_RACE: Race

Information	[Type= discrete] [Format=numeric] [Range= 1-14] [Missing=*]		
Statistics [NW/ W]	[Valid=363343 /-] [Invalid=0 /-]		
Value	Label	Cases	Percentage
1	Sinhalese	261039	71.8%
2	Sri Lanka Tamil	47046	12.9%
3	Sri Lanka Moors	31825	8.8%
4	Burghers Eurasia	798	0.2%
5	Malays	1038	0.3%
6	Veddah	34	0.0%
7	Indian Tamil	21272	5.9%
8	Indian Moors	104	0.0%

## File Births 1989 (cont.)

## #17 COL8\_RACE: Race (cont.)

Value (cont.)	Label	Cases	Percentage
9	Pakistan Tamil	7	0.0%
10	Pakistan Moors	28	0.0%
11	Europeans	23	0.0%
12	Other - Ind - Pak	75	0.0%
13	Other Non Ind - Pak	39	0.0%
14	Unknown Race	15	0.0%

Warning: these figures indicate the number of cases found in the data file. They cannot be interpreted as summary statistics of the population of interest.

## #18 COL9\_16\_AGE\_MOTH: Mother's Age

Information	[Type= discrete] [Format=numeric] [Range= 0-57] [Missing=*]
Statistics [NW/ W]	[Valid=363343 /-] [Invalid=0 /-]
Frequency table not shown (41 Modalities)	

## #19 COL17\_PARENT\_MAR: Marital Status

Information		[Type= discrete] [Format=numeric] [Range= 1-2] [Missing=*]		
Statistics [NW/ W]		[Valid=363343 /-] [Invalid=0 /-]		
Value	Label	Cases	Percentage	
1	Yes	352429	97.0%	
2	No	10914	3.0%	

Warning: these figures indicate the number of cases found in the data file. They cannot be interpreted as summary statistics of the population of interest.

## #20 COL18\_TWIN\_TRIPL: Type of birth

Information		[Type= discrete] [Format=numeric] [Range= 1-9] [Missing=*]	
Statistics [NW/ W]		[Valid=3627 -] [Invalid=359716 -]	
Value	Label	Cases	Percentage
1	Single	1982	<div><div></div></div> 54.6%
2	Twins	1575	<div><div></div></div> 43.4%
3	Triple	13	<div><div></div></div> 0.4%
4	Quard	16	<div><div></div></div> 0.4%
5		35	<div><div></div></div> 1.0%
8		2	<div><div></div></div> 0.1%
9		4	<div><div></div></div> 0.1%
Sysmiss		359716	

Warning: these figures indicate the number of cases found in the data file. They cannot be interpreted as summary statistics of the population of interest.

## File Births 1989 (cont.)

## #21 AGA\_DIV\_RESIDENC: Mother's AGA Division

Information [Type= discrete] [Format=numeric] [Range= 1-98] [Missing=\*]

Statistics [NW/ W] [Valid=363343 /-] [Invalid=0 /-]

## #22 ORDER\_BIRTH: Live Birth Order

Information [Type= discrete] [Format=numeric] [Range= 1-20] [Missing=\*]

Statistics [NW/ W] [Valid=362214 /-] [Invalid=1129 /-]

Value	Label	Cases	Percentage
1		132726	36.6%
2		101696	28.1%
3		65757	18.2%
4		32742	9.0%
5		15485	4.3%
6		7165	2.0%
7		3549	1.0%
8		1685	0.5%
9		786	0.2%
10		377	0.1%
11		121	0.0%
12		70	0.0%
13		26	0.0%
14		14	0.0%
15		5	0.0%
16		4	0.0%
17		1	0.0%
18		1	0.0%
20		4	0.0%
Sysmiss		1129	

Warning: these figures indicate the number of cases found in the data file. They cannot be interpreted as summary statistics of the population of interest.

## #23 CLASS\_RECORD: Programmer Defined Variable

Information [Type= discrete] [Format=numeric] [Missing=\*]

Statistics [NW/ W] [Valid=0 /-] [Invalid=363343 /-]

Value	Label	Cases	Percentage
Sysmiss		363343	

Warning: these figures indicate the number of cases found in the data file. They cannot be interpreted as summary statistics of the population of interest.



## Documentation

<a href="#">Reports and analytical documents</a> .....	13
<a href="#">Study Documentation RGB 1989 Project</a> .....	13
<a href="#">Questionnaires</a> .....	13
<a href="#">Return of Birth - Form 1989</a> .....	13
<a href="#">Technical documents</a> .....	13
<a href="#">Data Dictionary</a> .....	13

### Reports and analytical documents

Study Documentation RGB 1989 Project, Sri Lanka [lka], English [eng], "Documents\Reports\Study Documentation RGB 1989 Project.pdf"

### Questionnaires

Return of Birth - Form 1989, "Documents\Forms\Return of Birth - Form 1989.pdf"

### Technical documents

Data Dictionary, "Documents\Technical\Data Dictionary 1981-1990.pdf"