

Sri Lanka

Statistics Division, Registrar General's Department, Ministry of Public  
Administration and Home Affairs

## Vital Statistics - Births - 1984

Study Documentation

December 8, 2009

# Metadata Production

Metadata Producer(s)	Registrar General's Department (RGD) , Ministry of Public Administration and Home Affairs , Data Collection
Production Date	December 29, 2008
Version	Version 1.0 ( June 2008 ).
Identification	DDI-LKA-RGD-RGB-1984-v1.0

This document was generated using the [IHSN Microdata Management Toolkit](#)

# Table of Contents

<a href="#">Overview</a>	1
<a href="#">Scope &amp; Coverage</a>	2
<a href="#">Producers &amp; Sponsors</a>	2
<a href="#">Data Collection</a>	2
<a href="#">Accessibility</a>	3
<a href="#">Rights &amp; Disclaimer</a>	3
<a href="#">Files Description</a>	4
<a href="#">Births 1984</a>	4
<a href="#">Variables List</a>	5
<a href="#">Births 1984</a>	5
<a href="#">Variables Description</a>	6
<a href="#">Births 1984</a>	6
<a href="#">Documentation</a>	13



Sri Lanka (1984)  
Vital Statistics - Births - 1984 (RGB - 1984)

Overview	
Type	Administrative Records, Other (ad/oth]
Identification	LKA-RGD-RGB-1984-v1.0
Version	Production Date: 2008-07-29 v1.0: Full edited dataset, original version for internal DPD use.
Series	Registration of vital events commenced in 1867 with the enactment of civil registration laws which conferred the legal sanction for the registration of events namely, live births, deaths, still births and marriages. According to the law every live birth has to be registered within 42 days and death within 5 days from the date of occurrence. Although birth registrations are compulsory by law, few events are missed and not registered for various reasons. Births are registered at the place of occurrence and not in the area of residence of the mother..
<p><u>Abstract</u></p> <p>Registration of vital events commenced in 1867 with the enactment of civil registration laws which conferred the legal sanction for the registration of events namely, live births, deaths, still births and marriages. According to the law every live birth has to be registered within 42 days from the date of occurrence.</p> <p>Although birth and death registrations are compulsory by law, few events are missed and not registered for various reasons.</p> <p>By the survey conducted in 1980, to assess the completeness of birth and death registrations, it was found that about 98.8 per cent of births and 94.0 per cent of deaths are being registered at any given time.</p> <p>Births are registered at the place of occurrence and not in the area of residence of the mother.</p>	
Kind of Data	Administrative records data [adm]
Unit of Analysis	Individual Birth

Scope & Coverage	
<u>Scope</u> The scope of the Registration of Birth 1984 include : <ul style="list-style-type: none"> <li>-District</li> <li>-AGA Division</li> <li>-Registrar's Division</li> <li>-Month &amp; Year</li> <li>-Date of Birth</li> <li>-If urban, assessment number, street and town</li> <li>-If rural, Name of villahe</li> <li>-AGA's Division</li> <li>-District</li> <li>-Whether outside division</li> <li>-Whether in hospital</li> <li>-Live birth order</li> <li>-Distinguishing letters</li> <li>-Race</li> <li>-Age of mother in years</li> <li>-Were parents married</li> <li>-Whether Twin, triple &amp; etc</li> </ul>	
Topics	DEMOGRAPHY AND POPULATION [14]
<u>Geographic Coverage</u> National coverage.	
<u>Universe</u> Records pertaining to Live births of Sri Lankan Nationals whose birth occurs in Sri Lanka	

Producers & Sponsors	
Primary Investigator(s)	Statistics Division, Registrar General's Department, Ministry of Public Administration and Home Affairs
Other Producer(s)	Divisional Secretariats , Data Collection
Funding Agency/ies	Government of Sri Lanka (GOSL)

Data Collection	
Data Collection Dates	start 1984-01-01 end 1984-12-31
Data Collection Mode	Other [oth]
<u>Data Collection Notes</u> The Registrars of Births and Deaths attached to the Divisional Secretariat Offices send a monthly return of Births to the Additional District Registrars who in turn collect all such returns and send them to the Statistical Division of the Registrar General's Office for Data Processing purposes.	
Data Collector(s)	Registrars of Berths & Deaths , Registrar General's Department Additional District Registrar , Registrar General's Department Statistical Division - Registrar General Office , Registrar General's Department

#### Other Processing

Data processing included the following steps.

1. Accepting the filled birth return forms by the Statistical Division
2. Do a visual check for completeness
3. Coding of data
4. Entry of data
5. Run edit program for each District batch
6. Produce error report
7. Correction of errors on the report
8. Change incorrect data using the corrected error report
9. Re-run the edit program and repeat the error correction procedure
10. Produce final tables on clean data with a backup of clean data.

#### Accessibility

Access Authority	Registrar General (Registrar General's Department ) , <a href="http://www.rgd.gov.lk">www.rgd.gov.lk</a> , <a href="mailto:rg@rgd.gov.lk">rg@rgd.gov.lk</a>
Contact(s)	Statistics Division (Registrar General's Department) , <a href="http://www.rgd.gov.lk">www.rgd.gov.lk</a> , <a href="mailto:ddstat@rgd.gov.lk">ddstat@rgd.gov.lk</a>

#### Confidentiality

The degree of confidentiality of this microdata set is determined by the Access Authority. Please refer to the Access Authority for further details.

#### Access Conditions

Please contact the Access Authority for Access Terms and Conditions.

#### Citation Requirements

"Registrar General's Department,Vital Statistics (Births) - 1984, Version 1.0 of the public use dataset ( July 2008 )"

#### Rights & Disclaimer

##### Disclaimer

The Registrar General's Department bears no responsibility for any results or interpretations arising from the secondary use of data.

Copyright	[C] 2008 Registrar General's Department
-----------	---

## Files Description

Dataset contains 1 file(s)

Births 1984	
# Cases	391064
# Variable(s)	23
<u>File Content</u> The file contains the data related to Return of Births form 1984.	
<u>Producer</u> Registrar General's Department	



# Variables List

Dataset contains 23 variable(s)

File Births 1984							
#	Name	Label	Type	Format	Valid	Invalid	Question
1	<a href="#">SECTOR</a>	Sector	discrete	numeric-1.0	391064	0	-
2	<a href="#">DISTRICT</a>	District	discrete	numeric-2.0	391064	0	-
3	<a href="#">DRO_DIVISION</a>	AGA Division	discrete	numeric-2.0	391064	0	-
4	<a href="#">REGISTRARS_DIV</a>	Registration Division	discrete	numeric-2.0	391064	0	-
5	<a href="#">TOWN</a>	Town	discrete	numeric-2.0	192498	198566	-
6	<a href="#">MONTH_REGISTERED</a>	Registered Month	discrete	numeric-2.0	391064	0	-
7	<a href="#">YEAR_REGISTERED</a>	Registered Year	discrete	numeric-2.0	391064	0	-
8	<a href="#">SEX</a>	Sex	discrete	numeric-1.0	391064	0	-
9	<a href="#">COL1_ENTRY_NO</a>	No. of Registration Entry	discrete	numeric-4.0	391040	24	-
10	<a href="#">COL21_BIRTH_DATE</a>	Date of Birth - Day	discrete	numeric-2.0	391064	0	-
11	<a href="#">COL22_BIRTH_DATE</a>	Date of Birth - Month	discrete	numeric-2.0	391064	0	-
12	<a href="#">COL23_BIRTH_DATE</a>	Date of Birth - Year	discrete	numeric-2.0	391064	0	-
13	<a href="#">COL3_TOWN</a>	Mother's Living Town	discrete	numeric-2.0	27	391037	-
14	<a href="#">COL5_DIST_RESIDENT</a>	District of Mother's Resident	discrete	numeric-2.0	391062	2	-
15	<a href="#">COL6_OUTSIDE_DIV</a>	Within the Registrars Division	discrete	numeric-1.0	391062	2	-
16	<a href="#">COL7_DISTIN_LETTERS</a>	Distinguishing Letters	discrete	numeric-1.0	332782	58282	-
17	<a href="#">COL8_RACE</a>	Race	discrete	numeric-2.0	391062	2	-
18	<a href="#">COL9_16_AGE_MOTHER</a>	Mother's Age	discrete	numeric-2.0	391062	2	-
19	<a href="#">COL17_PARENT_MARRI</a>	Marital Status	discrete	numeric-1.0	391062	2	-
20	<a href="#">COL18_TWIN_TYPE</a>	Type of birth	discrete	numeric-1.0	4388	386676	-
21	<a href="#">AGA_DIV_RESIDENT</a>	Mother's AGA Division	discrete	numeric-2.0	391062	2	-
22	<a href="#">ORDER_BIRTH</a>	Live Birth Order	discrete	numeric-2.0	374367	16697	-
23	<a href="#">CLASS_RECORD</a>	Programmer Defined Variable	discrete	numeric-2.0	0	391064	-

# Variables Description

Dataset contains 23 variable(s)

## File Births 1984

### #1 SECTOR: Sector

Information	[Type= discrete] [Format=numeric] [Range= 1-3] [Missing=*]		
Statistics [NW/ W]	[Valid=391064 /-] [Invalid=0 /-]		
Value	Label	Cases	Percentage
1	Urban	192383	49.2%
2	Rural	175001	44.7%
3	Estate	23680	6.1%

Warning: these figures indicate the number of cases found in the data file. They cannot be interpreted as summary statistics of the population of interest.

### #2 DISTRICT: District

Information	[Type= discrete] [Format=numeric] [Range= 1-27] [Missing=*]		
Statistics [NW/ W]	[Valid=391064 /-] [Invalid=0 /-]		
Value	Label	Cases	Percentage
1	Colombo	44660	11.4%
2	Negombo	8445	2.2%
3	Kalutara	19090	4.9%
4	Kandy	34208	8.7%
5	Matale	10466	2.7%
6	Nuwara Eliya	11896	3.0%
7	Galle	19253	4.9%
8	Matara	19180	4.9%
9	Hambantota	11748	3.0%
10	Jaffna	22601	5.8%
11	Mannar	3366	0.9%
12	Vavuniya	2705	0.7%
13	Batticaloa	11918	3.0%
14	Ampara	12637	3.2%
15	Trincomalee	8477	2.2%
16	Kurunegala	29630	7.6%
17	Puttalam	5331	1.4%
18	Chillaw	7945	2.0%
19	Anuradhapura	15750	4.0%
20	Polonnaruwa	7137	1.8%
21	Badulla	19734	5.0%
22	Monaragala	8905	2.3%
23	Ratnapura	24565	6.3%
24	Kegalle	14727	3.8%

## File Births 1984 (cont.)

## #2 DISTRICT: District (cont.)

Value (cont.)	Label	Cases	Percentage
25	Mullativu	2099	0.5%
26	Gampaha	14591	3.7%

Warning: these figures indicate the number of cases found in the data file. They cannot be interpreted as summary statistics of the population of interest.

## #3 DRO\_DIVISION: AGA Division

Information	[Type= discrete] [Format=numeric] [Range= 1-23] [Missing=*]
Statistics [NW/ W]	[Valid=391064 /-] [Invalid=0 /-]

## #4 REGISTRARS\_DIV: Registration Division

Information	[Type= discrete] [Format=numeric] [Range= 0-79] [Missing=*]
Statistics [NW/ W]	[Valid=391064 /-] [Invalid=0 /-]

## #5 TOWN: Town

Information	[Type= discrete] [Format=numeric] [Range= 1-60] [Missing=*]
Statistics [NW/ W]	[Valid=192498 /-] [Invalid=198566 /-]

## #6 MONTH\_REGISTER: Registered Month

Information	[Type= discrete] [Format=numeric] [Range= 1-12] [Missing=*]		
Statistics [NW/ W]	[Valid=391064 /-] [Invalid=0 /-]		
Value	Label	Cases	Percentage
1	January	33759	8.6%
2	February	34633	8.9%
3	March	35005	9.0%
4	April	31080	7.9%
5	May	31709	8.1%
6	June	33700	8.6%
7	July	31230	8.0%
8	August	30055	7.7%
9	September	29904	7.6%
10	October	32391	8.3%
11	November	32394	8.3%
12	December	35204	9.0%

Warning: these figures indicate the number of cases found in the data file. They cannot be interpreted as summary statistics of the population of interest.

## File Births 1984 (cont.)

## #7 YEAR\_REGISTER: Registered Year

Information	[Type= discrete] [Format=numeric] [Range= 84-84] [Missing=*]		
Statistics [NW/ W]	[Valid=391064 /-] [Invalid=0 /-]		
Value	Label	Cases	Percentage
84		391064	100.0%

Warning: these figures indicate the number of cases found in the data file. They cannot be interpreted as summary statistics of the population of interest.

## #8 SEX: Sex

Information	[Type= discrete] [Format=numeric] [Range= 1-2] [Missing=*]		
Statistics [NW/ W]	[Valid=391064 /-] [Invalid=0 /-]		
Value	Label	Cases	Percentage
1	Male	199834	51.1%
2	Female	191230	48.9%

Warning: these figures indicate the number of cases found in the data file. They cannot be interpreted as summary statistics of the population of interest.

## #9 COL1\_ENTRY\_NO: No. of Registration Entry

Information	[Type= discrete] [Format=numeric] [Range= 0-9999] [Missing=*]		
Statistics [NW/ W]	[Valid=391040 /-] [Invalid=24 /-]		

## #10 COL21\_BIRTH\_DAY: Date of Birth - Day





Information	[Type= discrete] [Format=numeric] [Range= 0-31] [Missing=*]		
Statistics [NW/ W]	[Valid=391064 /-] [Invalid=0 /-]		

## #11 COL22\_BIRTH\_MONT: Date of Birth - Month

Information	[Type= discrete] [Format=numeric] [Range= 0-12] [Missing=*]		
Statistics [NW/ W]	[Valid=391064 /-] [Invalid=0 /-]		
Value	Label	Cases	Percentage
0		7	0.0%
1	January	33656	8.6%
2	February	29916	7.6%
3	March	32694	8.4%
4	April	30916	7.9%
5	May	31284	8.0%
6	June	30162	7.7%
7	July	31414	8.0%
8	August	30879	7.9%

## File Births 1984 (cont.)

## #11 COL22\_BIRTH\_MONT: Date of Birth - Month (cont.)

Value (cont.)	Label	Cases	Percentage
9	September	32097	 8.2%
10	October	35507	 9.1%
11	November	36013	 9.2%
12	December	36519	 9.3%

Warning: these figures indicate the number of cases found in the data file. They cannot be interpreted as summary statistics of the population of interest.

## #12 COL23\_BIRTH\_YEAR: Date of Birth - Year



















Information	[Type= discrete] [Format=numeric] [Range= 1-90] [Missing=*]
Statistics [NW/ W]	[Valid=391064 /-] [Invalid=0 /-]

## #13 COL3\_TOWN: Mother's Living Town

Information	[Type= discrete] [Format=numeric] [Range= 0-88] [Missing=*]
Statistics [NW/ W]	[Valid=27 /-] [Invalid=391037 /-]

## #14 COL5\_DIST\_RESIDE: District of Mother's Resident

Information	[Type= discrete] [Format=numeric] [Range= 1-98] [Missing=*]
Statistics [NW/ W]	[Valid=391062 /-] [Invalid=2 /-]

Value	Label	Cases	Percentage
1	Colombo	34635	 8.9%
2	Negombo	8885	 2.3%
3	Kalutara	18962	 4.8%
4	Kandy	32783	 8.4%
5	Matale	9586	 2.5%
6	Nuwara Eliya	13143	 3.4%
7	Galle	20338	 5.2%
8	Matara	17964	 4.6%
9	Hambantota	12488	 3.2%
10	Jaffna	22386	 5.7%
11	Mannar	3400	 0.9%
12	Vavuniya	2714	 0.7%
13	Batticaloa	11697	 3.0%
14	Ampara	13435	 3.4%
15	Trincomalee	8690	 2.2%
16	Kurunegala	29663	 7.6%
17	Puttalam	5250	 1.3%
18	Chillaw	8373	 2.1%

## File Births 1984 (cont.)

## #14 COL5\_DIST\_RESIDE: District of Mother's Resident (cont.)

Value (cont.)	Label	Cases	Percentage
19	Anuradhapura	16047	4.1%
20	Polonnaruwa	7526	1.9%
21	Badulla	19541	5.0%
22	Monaragala	9071	2.3%
23	Ratnapura	24289	6.2%
24	Kegalle	16779	4.3%
25	Mullativu	2197	0.6%
26	Gampaha	21217	5.4%
98		3	0.0%
Sysmiss		2	

Warning: these figures indicate the number of cases found in the data file. They cannot be interpreted as summary statistics of the population of interest.

## #15 COL6\_OUTSIDE\_DIV: Within the Registrars Division

Information	[Type= discrete] [Format=numeric] [Range= 0-1] [Missing=*]		
Statistics [NW/ W]	[Valid=391062 /-] [Invalid=2 /-]		
Value	Label	Cases	Percentage
0	Out	161243	41.2%
1	In	229819	58.8%
Sysmiss		2	

Warning: these figures indicate the number of cases found in the data file. They cannot be interpreted as summary statistics of the population of interest.

## #16 COL7\_DISTIN\_LETR: Distinguishing Letters

Information	[Type= discrete] [Format=numeric] [Range= 0-9] [Missing=*]
Statistics [NW/ W]	[Valid=332782 /-] [Invalid=58282 /-]

## #17 COL8\_RACE: Race

Information	[Type= discrete] [Format=numeric] [Range= 1-14] [Missing=*]		
Statistics [NW/ W]	[Valid=391062 /-] [Invalid=2 /-]		
Value	Label	Cases	Percentage
1	Sinhalese	281518	72.0%
2	Sri Lanka Tamil	48044	12.3%
3	Sri Lanka Moors	31395	8.0%
4	Burghers Eurasia	780	0.2%
5	Malays	773	0.2%
6	Veddah	59	0.0%
7	Indian Tamil	28041	7.2%

## File Births 1984 (cont.)

## #17 COL8\_RACE: Race (cont.)

Value (cont.)	Label	Cases	Percentage
8	Indian Moors	125	0.0%
9	Pakistan Tamil	14	0.0%
10	Pakistan Moors	22	0.0%
11	Europeans	25	0.0%
12	Other - Ind - Pak	36	0.0%
13	Other Non Ind - Pak	13	0.0%
14	Unknown Race	217	0.1%
Sysmiss		2	

Warning: these figures indicate the number of cases found in the data file. They cannot be interpreted as summary statistics of the population of interest.

## #18 COL9\_16\_AGE\_MOTH: Mother's Age

Information	[Type= discrete] [Format=numeric] [Range= 0-57] [Missing=*]
Statistics [NW/ W]	[Valid=391062 /-] [Invalid=2 /-]
Frequency table not shown (42 Modalities)	

## #19 COL17\_PARENT\_MAR: Marital Status

Information		[Type= discrete] [Format=numeric] [Range= 1-2] [Missing=*]	
Statistics [NW/ W]		[Valid=391062 /-] [Invalid=2 /-]	
Value	Label	Cases	Percentage
1	Yes	372588	<div><div></div></div> 95.3%
2	No	18474	<div><div></div></div> 4.7%
Sysmiss		2	

Warning: these figures indicate the number of cases found in the data file. They cannot be interpreted as summary statistics of the population of interest.

## #20 COL18\_TWIN\_TRIPL: Type of birth

Information		[Type= discrete] [Format=numeric] [Range= 1-9] [Missing=*]	
Statistics [NW/ W]		[Valid=4388 /-] [Invalid=386676 /-]	
Value	Label	Cases	Percentage
1	Single	2920	<div></div> 66.5%
2	Twins	1453	<div></div> 33.1%
3	Triple	9	<div></div> 0.2%
4	Quard	2	<div></div> 0.0%
5		3	<div></div> 0.1%
9		1	<div></div> 0.0%
Sysmiss		386676	

Warning: these figures indicate the number of cases found in the data file. They cannot be interpreted as summary statistics of the population of interest.

## File Births 1984 (cont.)

## #21 AGA\_DIV\_RESIDENC: Mother's AGA Division

Information [Type= discrete] [Format=numeric] [Range= 1-98] [Missing=\*]

Statistics [NW/ W] [Valid=391062 /-] [Invalid=2 /-]

## #22 ORDER\_BIRTH: Live Birth Order

Information [Type= discrete] [Format=numeric] [Range= 1-20] [Missing=\*]

Statistics [NW/ W] [Valid=374367 /-] [Invalid=16697 /-]

Value	Label	Cases	Percentage
1		128720	34.4%
2		100250	26.8%
3		69276	18.5%
4		36537	9.8%
5		18884	5.0%
6		9972	2.7%
7		5356	1.4%
8		2714	0.7%
9		1373	0.4%
10		761	0.2%
11		281	0.1%
12		144	0.0%
13		43	0.0%
14		27	0.0%
15		4	0.0%
16		5	0.0%
19		4	0.0%
20		16	0.0%
Sysmiss		16697	

Warning: these figures indicate the number of cases found in the data file. They cannot be interpreted as summary statistics of the population of interest.

## #23 CLASS\_RECORD: Programmer Defined Variable

Information [Type= discrete] [Format=numeric] [Missing=\*]

Statistics [NW/ W] [Valid=0 /-] [Invalid=391064 /-]

Value	Label	Cases	Percentage
Sysmiss		391064	

Warning: these figures indicate the number of cases found in the data file. They cannot be interpreted as summary statistics of the population of interest.



## Documentation

<a href="#">Reports and analytical documents</a> .....	13
<a href="#">Study Documentation RGB 1984 Project</a> .....	13
<a href="#">Questionnaires</a> .....	13
<a href="#">Return of Birth - Form 1984</a> .....	13
<a href="#">Technical documents</a> .....	13
<a href="#">Data Dictionary</a> .....	13

### Reports and analytical documents

Study Documentation RGB 1984 Project, Sri Lanka [lka], English [eng], "Documents\Reports\Study Documentation RGB 1984 Project.pdf"

### Questionnaires

Return of Birth - Form 1984, "Documents\Forms\Return of Birth - Form 1984.pdf"

### Technical documents

Data Dictionary, "Documents\Technical\Data Dictionary 1981-1990.pdf"