

Sri Lanka

Statistics Division, Registrar General's Department, Ministry of Public  
Administration and Home Affairs

## Vital Statistics - Births - 1983

Study Documentation

December 8, 2009

# Metadata Production

Metadata Producer(s)	Registrar General's Department (RGD) , Ministry of Public Administration and Home Affairs , Data Collection
Production Date	December 29, 2008
Version	Version 1.0 ( June 2008 ).
Identification	DDI-LKA-RGD-RGB-1983-v1.0

This document was generated using the [IHSN Microdata Management Toolkit](#)

# Table of Contents

<a href="#">Overview.....</a>	<a href="#">1</a>
<a href="#">Scope &amp; Coverage.....</a>	<a href="#">2</a>
<a href="#">Producers &amp; Sponsors.....</a>	<a href="#">2</a>
<a href="#">Data Collection.....</a>	<a href="#">2</a>
<a href="#">Accessibility.....</a>	<a href="#">3</a>
<a href="#">Rights &amp; Disclaimer.....</a>	<a href="#">3</a>
<a href="#">Files Description.....</a>	<a href="#">4</a>
<a href="#">Births 1983.....</a>	<a href="#">4</a>
<a href="#">Variables List.....</a>	<a href="#">5</a>
<a href="#">Births 1983.....</a>	<a href="#">5</a>
<a href="#">Variables Description.....</a>	<a href="#">6</a>
<a href="#">Births 1983.....</a>	<a href="#">6</a>
<a href="#">Documentation.....</a>	<a href="#">14</a>



Sri Lanka (1983)  
Vital Statistics - Births - 1983 (RGB - 1983)

Overview	
Type	Administrative Records, Other (ad/oth]
Identification	LKA-RGD-RGB-1983-v1.0
Version	Production Date: 2008-07-29 v1.0: Full edited dataset, original version for internal DPD use.
Series	Registration of vital events commenced in 1867 with the enactment of civil registration laws which conferred the legal sanction for the registration of events namely, live births, deaths, still births and marriages. According to the law every live birth has to be registered within 42 days and death within 5 days from the date of occurrence. Although birth registrations are compulsory by law, few events are missed and not registered for various reasons. Births are registered at the place of occurrence and not in the area of residence of the mother..
<p><u>Abstract</u></p> <p>Registration of vital events commenced in 1867 with the enactment of civil registration laws which conferred the legal sanction for the registration of events namely, live births, deaths, still births and marriages. According to the law every live birth has to be registered within 42 days from the date of occurrence.</p> <p>Although birth and death registrations are compulsory by law, few events are missed and not registered for various reasons.</p> <p>By the survey conducted in 1980, to assess the completeness of birth and death registrations, it was found that about 98.8 per cent of births and 94.0 per cent of deaths are being registered at any given time.</p> <p>Births are registered at the place of occurrence and not in the area of residence of the mother.</p>	
Kind of Data	Administrative records data [adm]
Unit of Analysis	Individual Birth

Scope & Coverage	
<u>Scope</u> The scope of the Registration of Birth 1983 include : <ul style="list-style-type: none"> <li>-District</li> <li>-AGA Division</li> <li>-Registrar's Division</li> <li>-Month &amp; Year</li> <li>-Date of Birth</li> <li>-If urban, assessment number, street and town</li> <li>-If rural, Name of villahe</li> <li>-AGA's Division</li> <li>-District</li> <li>-Whether outside division</li> <li>-Whether in hospital</li> <li>-Live birth order</li> <li>-Distinguishing letters</li> <li>-Race</li> <li>-Age of mother in years</li> <li>-Were parents married</li> <li>-Whether Twin, triple &amp; etc</li> </ul>	
Topics	DEMOGRAPHY AND POPULATION [14]
<u>Geographic Coverage</u> National coverage.	
<u>Universe</u> Records pertaining to Live births of Sri Lankan Nationals whose birth occurs in Sri Lanka	

Producers & Sponsors	
Primary Investigator(s)	Statistics Division, Registrar General's Department, Ministry of Public Administration and Home Affairs
Other Producer(s)	Divisional Secretariats , Data Collection
Funding Agency/ies	Government of Sri Lanka (GOSL)

Data Collection	
Data Collection Dates	start 1983-01-01 end 1983-12-31
Data Collection Mode	Other [oth]
<u>Data Collection Notes</u> The Registrars of Births and Deaths attached to the Divisional Secretariat Offices send a monthly return of Births to the Additional District Registrars who in turn collect all such returns and send them to the Statistical Division of the Registrar General's Office for Data Processing purposes.	
Data Collector(s)	Registrars of Berths & Deaths , Data Collection Additional District Registrar , Data Collection Statistical Division - Registrar General Office , Data Collection

**Other Processing**

Data processing included the following steps.

1. Accepting the filled birth return forms by the Statistical Division
2. Do a visual check for completeness
3. Coding of data
4. Entry of data
5. Run edit program for each District batch
6. Produce error report
7. Correction of errors on the report
8. Change incorrect data using the corrected error report
9. Re-run the edit program and repeat the error correction procedure
10. Produce final tables on clean data with a backup of clean data.

**Accessibility**

Access Authority	Registrar General (Registrar General's Department) , <a href="http://www.rgd.gov.lk">www.rgd.gov.lk</a> , <a href="mailto:rg@rgd.gov.lk">rg@rgd.gov.lk</a>
Contact(s)	Statistics Division ( Registrar General's Department) , <a href="http://www.rgd.gov.lk">www.rgd.gov.lk</a> , <a href="mailto:ddstat@rgd.gov.lk">ddstat@rgd.gov.lk</a>

**Confidentiality**

The degree of confidentiality of this microdata set is determined by the Access Authority. Please refer to the Access Authority for further details.

**Access Conditions**

Please contact the Access Authority for Access Terms and Conditions.

**Citation Requirements**

"Registrar General's Department,Vital Statistics (Births) - 1983, Version 1.0 of the public use dataset ( July 2008 )"

**Rights & Disclaimer****Disclaimer**

The Registrar General's Department bears no responsibility for any results or interpretations arising from the secondary use of data.

Copyright	[C] 2008 Registrar General's Department
-----------	---

## Files Description

Dataset contains 1 file(s)

Births 1983	
# Cases	405122
# Variable(s)	23
<u>File Content</u> The file contains the data related to Return of Births form 1983.	
<u>Producer</u> Registrar General's Department	



# Variables List

Dataset contains 23 variable(s)

File Births 1983							
#	Name	Label	Type	Format	Valid	Invalid	Question
1	<a href="#">SECTOR</a>	Sector	discrete	numeric-1.0	405122	0	-
2	<a href="#">DISTRICT</a>	District	discrete	numeric-2.0	405122	0	-
3	<a href="#">DRO_DIVISION</a>	AGA Division	discrete	numeric-2.0	405122	0	-
4	<a href="#">REGISTRARS_DIV</a>	Registration Division	discrete	numeric-2.0	405122	0	-
5	<a href="#">TOWN</a>	Town	discrete	numeric-2.0	186334	218788	-
6	<a href="#">MONTH_REGISTERED</a>	Registered Month	discrete	numeric-2.0	405122	0	-
7	<a href="#">YEAR_REGISTERED</a>	Registered Year	discrete	numeric-2.0	405122	0	-
8	<a href="#">SEX</a>	Sex	discrete	numeric-1.0	405122	0	-
9	<a href="#">COL1_ENTRY_NO</a>	No. of Registration Entry	discrete	numeric-4.0	405116	6	-
10	<a href="#">COL21_BIRTH_DATE</a>	Date of Birth - Day	discrete	numeric-2.0	405122	0	-
11	<a href="#">COL22_BIRTH_DATE</a>	Date of Birth - Month	discrete	numeric-2.0	405122	0	-
12	<a href="#">COL23_BIRTH_DATE</a>	Date of Birth - Year	discrete	numeric-2.0	405122	0	-
13	<a href="#">COL3_TOWN</a>	Mother's Living Town	discrete	numeric-2.0	20	405102	-
14	<a href="#">COL5_DIST_RESIDENT</a>	District of Mother's Resident	discrete	numeric-2.0	405121	1	-
15	<a href="#">COL6_OUTSIDE_DIV</a>	Within the Registrars Division	discrete	numeric-1.0	405121	1	-
16	<a href="#">COL7_DISTIN_LIST</a>	Distinguishing Letters	discrete	numeric-1.0	362748	42374	-
17	<a href="#">COL8_RACE</a>	Race	discrete	numeric-2.0	405121	1	-
18	<a href="#">COL9_16_AGE_MOTHER</a>	Mother's Age	discrete	numeric-2.0	405121	1	-
19	<a href="#">COL17_PARENT_MARRI</a>	Marital Status	discrete	numeric-1.0	405121	1	-
20	<a href="#">COL18_TWIN_TYPE</a>	Type of birth	discrete	numeric-1.0	4592	400530	-
21	<a href="#">AGA_DIV_RESIDENT</a>	Mother's AGA Division	discrete	numeric-2.0	405121	1	-
22	<a href="#">ORDER_BIRTH</a>	Live Birth Order	discrete	numeric-2.0	384667	20455	-
23	<a href="#">CLASS_RECORD</a>	Programmer Defined Variable	discrete	numeric-2.0	0	405122	-

# Variables Description

Dataset contains 23 variable(s)

## File Births 1983

### #1 SECTOR: Sector

Information	[Type= discrete] [Format=numeric] [Range= 1-3] [Missing=*]		
Statistics [NW/ W]	[Valid=405122 /-] [Invalid=0 /-]		
Value	Label	Cases	Percentage
1	Urban	186329	46.0%
2	Rural	196634	48.5%
3	Estate	22159	5.5%

Warning: these figures indicate the number of cases found in the data file. They cannot be interpreted as summary statistics of the population of interest.

### #2 DISTRICT: District

Information	[Type= discrete] [Format=numeric] [Range= 1-27] [Missing=*]		
Statistics [NW/ W]	[Valid=405122 /-] [Invalid=0 /-]		
Value	Label	Cases	Percentage
1	Colombo	45974	11.3%
2	Negombo	9233	2.3%
3	Kalutara	19209	4.7%
4	Kandy	34375	8.5%
5	Matale	10979	2.7%
6	Nuwara Eliya	12159	3.0%
7	Galle	19545	4.8%
8	Matara	19284	4.8%
9	Hambantota	12762	3.2%
10	Jaffna	22835	5.6%
11	Mannar	3554	0.9%
12	Vavuniya	3212	0.8%
13	Batticaloa	11315	2.8%
14	Ampara	12181	3.0%
15	Trincomalee	8662	2.1%
16	Kurunegala	33667	8.3%
17	Puttalam	5673	1.4%
18	Chillaw	9024	2.2%
19	Anuradhapura	18159	4.5%
20	Polonnaruwa	7355	1.8%
21	Badulla	18607	4.6%
22	Monaragala	8780	2.2%
23	Ratnapura	25457	6.3%
24	Kegalle	14892	3.7%

## File Births 1983 (cont.)

## #2 DISTRICT: District (cont.)

Value (cont.)	Label	Cases	Percentage
25	Mullativu	2220	0.5%
26	Gampaha	16009	4.0%

Warning: these figures indicate the number of cases found in the data file. They cannot be interpreted as summary statistics of the population of interest.

## #3 DRO\_DIVISION: AGA Division

Information	[Type= discrete] [Format=numeric] [Range= 1-23] [Missing=*]
Statistics [NW/ W]	[Valid=405122 /-] [Invalid=0 /-]

## #4 REGISTRARS\_DIV: Registration Division

Information	[Type= discrete] [Format=numeric] [Range= 0-79] [Missing=*]
Statistics [NW/ W]	[Valid=405122 /-] [Invalid=0 /-]

## #5 TOWN: Town

Information	[Type= discrete] [Format=numeric] [Range= 1-60] [Missing=*]
Statistics [NW/ W]	[Valid=186334 /-] [Invalid=218788 /-]

## #6 MONTH\_REGISTER: Registered Month

Information	[Type= discrete] [Format=numeric] [Range= 1-12] [Missing=*]
Statistics [NW/ W]	[Valid=405122 /-] [Invalid=0 /-]

Value	Label	Cases	Percentage
1	January	35999	8.9%
2	February	32816	8.1%
3	March	34740	8.6%
4	April	32291	8.0%
5	May	34797	8.6%
6	June	35301	8.7%
7	July	31788	7.8%
8	August	32055	7.9%
9	September	32971	8.1%
10	October	33831	8.4%
11	November	33189	8.2%
12	December	35344	8.7%

Warning: these figures indicate the number of cases found in the data file. They cannot be interpreted as summary statistics of the population of interest.

## File Births 1983 (cont.)

## #7 YEAR\_REGISTER: Registered Year

Information	[Type= discrete] [Format=numeric] [Range= 83-83] [Missing=*]		
Statistics [NW/ W]	[Valid=405122 /-] [Invalid=0 /-]		
Value	Label	Cases	Percentage
83		405122	100.0%

Warning: these figures indicate the number of cases found in the data file. They cannot be interpreted as summary statistics of the population of interest.

## #8 SEX: Sex

Information	[Type= discrete] [Format=numeric] [Range= 1-2] [Missing=*]		
Statistics [NW/ W]	[Valid=405122 /-] [Invalid=0 /-]		
Value	Label	Cases	Percentage
1	Male	206644	51.0%
2	Female	198478	49.0%

Warning: these figures indicate the number of cases found in the data file. They cannot be interpreted as summary statistics of the population of interest.

## #9 COL1\_ENTRY\_NO: No. of Registration Entry

Information	[Type= discrete] [Format=numeric] [Range= 0-9999] [Missing=*]		
Statistics [NW/ W]	[Valid=405116 /-] [Invalid=6 /-]		

## #10 COL21\_BIRTH\_DAY: Date of Birth - Day





Information	[Type= discrete] [Format=numeric] [Range= 0-31] [Missing=*]		
Statistics [NW/ W]	[Valid=405122 /-] [Invalid=0 /-]		

## #11 COL22\_BIRTH\_MONT: Date of Birth - Month

Information	[Type= discrete] [Format=numeric] [Range= 0-12] [Missing=*]		
Statistics [NW/ W]	[Valid=405122 /-] [Invalid=0 /-]		
Value	Label	Cases	Percentage
0		6	0.0%
1	January	35272	8.7%
2	February	31052	7.7%
3	March	36709	9.1%
4	April	33251	8.2%
5	May	32561	8.0%
6	June	31567	7.8%
7	July	31821	7.9%
8	August	30926	7.6%

## File Births 1983 (cont.)

## #11 COL22\_BIRTH\_MONT: Date of Birth - Month (cont.)

Value (cont.)	Label	Cases	Percentage
9	September	32558	 8.0%
10	October	37575	 9.3%
11	November	36447	 9.0%
12	December	35377	 8.7%

Warning: these figures indicate the number of cases found in the data file. They cannot be interpreted as summary statistics of the population of interest.

## #12 COL23\_BIRTH\_YEAR: Date of Birth - Year











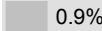







Information	[Type= discrete] [Format=numeric] [Range= 1-90] [Missing=*]
Statistics [NW/ W]	[Valid=405122 /-] [Invalid=0 /-]

## #13 COL3\_TOWN: Mother's Living Town

Information	[Type= discrete] [Format=numeric] [Range= 0-88] [Missing=*]
Statistics [NW/ W]	[Valid=20 /-] [Invalid=405102 /-]

## #14 COL5\_DIST\_RESIDE: District of Mother's Resident

Information	[Type= discrete] [Format=numeric] [Range= 1-98] [Missing=*]
Statistics [NW/ W]	[Valid=405121 /-] [Invalid=1 /-]

Value	Label	Cases	Percentage
1	Colombo	35579	 8.8%
2	Negombo	9586	 2.4%
3	Kalutara	19627	 4.8%
4	Kandy	33070	 8.2%
5	Matale	10167	 2.5%
6	Nuwara Eliya	12881	 3.2%
7	Galle	20915	 5.2%
8	Matara	17911	 4.4%
9	Hambantota	13273	 3.3%
10	Jaffna	22459	 5.5%
11	Mannar	3642	 0.9%
12	Vavuniya	3507	 0.9%
13	Batticaloa	11173	 2.8%
14	Ampara	12548	 3.1%
15	Trincomalee	8844	 2.2%
16	Kurunegala	33592	 8.3%
17	Puttalam	5873	 1.4%
18	Chillaw	8816	 2.2%

## File Births 1983 (cont.)

## #14 COL5\_DIST\_RESIDE: District of Mother's Resident (cont.)

Value (cont.)	Label	Cases	Percentage
19	Anuradhapura	18299	4.5%
20	Polonnaruwa	7874	1.9%
21	Badulla	18276	4.5%
22	Monaragala	9290	2.3%
23	Ratnapura	25550	6.3%
24	Kegalle	17333	4.3%
25	Mullativu	2327	0.6%
26	Gampaha	22698	5.6%
98		11	0.0%
Sysmiss		1	

Warning: these figures indicate the number of cases found in the data file. They cannot be interpreted as summary statistics of the population of interest.

## #15 COL6\_OUTSIDE\_DIV: Within the Registrars Division

Information	[Type= discrete] [Format=numeric] [Range= 0-1] [Missing=*]		
Statistics [NW/ W]	[Valid=405121 /-] [Invalid=1 /-]		
Value	Label	Cases	Percentage
0	Out	159995	39.5%
1	In	245126	60.5%
Sysmiss		1	

Warning: these figures indicate the number of cases found in the data file. They cannot be interpreted as summary statistics of the population of interest.

## #16 COL7\_DISTIN\_LETR: Distinguishing Letters

Information	[Type= discrete] [Format=numeric] [Range= 0-9] [Missing=*]
Statistics [NW/ W]	[Valid=362748 /-] [Invalid=42374 /-]

## #17 COL8\_RACE: Race

Information	[Type= discrete] [Format=numeric] [Range= 1-14] [Missing=*]		
Statistics [NW/ W]	[Valid=405121 /-] [Invalid=1 /-]		
Value	Label	Cases	Percentage
1	Sinhalese	294046	72.6%
2	Sri Lanka Tamil	49145	12.1%
3	Sri Lanka Moors	32691	8.1%
4	Burghers Eurasia	710	0.2%
5	Malays	849	0.2%
6	Veddah	45	0.0%
7	Indian Tamil	27325	6.7%

## File Births 1983 (cont.)

## #17 COL8\_RACE: Race (cont.)

Value (cont.)	Label	Cases	Percentage
8	Indian Moors	104	0.0%
9	Pakistan Tamil	5	0.0%
10	Pakistan Moors	3	0.0%
11	Europeans	22	0.0%
12	Other - Ind - Pak	10	0.0%
13	Other Non Ind - Pak	16	0.0%
14	Unknown Race	150	0.0%
Sysmiss		1	

Warning: these figures indicate the number of cases found in the data file. They cannot be interpreted as summary statistics of the population of interest.

## #18 COL9\_16\_AGE\_MOTH: Mother's Age

Information	[Type= discrete] [Format=numeric] [Range= 0-57] [Missing=*]
Statistics [NW/ W]	[Valid=405121 /-] [Invalid=1 /-]
Frequency table not shown (43 Modalities)	

## #19 COL17\_PARENT\_MAR: Marital Status

Information		[Type= discrete] [Format=numeric] [Range= 1-2] [Missing=*]	
Statistics [NW/ W]		[Valid=405121 /-] [Invalid=1 /-]	
Value	Label	Cases	Percentage
1	Yes	383989	<div><div></div></div> 94.8%
2	No	21132	<div><div></div></div> 5.2%
Sysmiss		1	

Warning: these figures indicate the number of cases found in the data file. They cannot be interpreted as summary statistics of the population of interest.

## #20 COL18\_TWIN\_TRIPL: Type of birth

Information		[Type= discrete] [Format=numeric] [Range= 1-9] [Missing=*]	
Statistics [NW/ W]		[Valid=4592 /-] [Invalid=400530 /-]	
Value	Label	Cases	Percentage
0		1	0.0%
1	Single	3015	65.7%
2	Twins	1526	33.2%
3	Triple	15	0.3%
4	Quard	9	0.2%
5		9	0.2%
6		3	0.1%
7		5	0.1%

## File Births 1983 (cont.)

## #20 COL18\_TWIN\_TRIPL: Type of birth (cont.)

Value (cont.)	Label	Cases	Percentage
8		5	0.1%
9		4	0.1%
Sysmiss		400530	

Warning: these figures indicate the number of cases found in the data file. They cannot be interpreted as summary statistics of the population of interest.

## #21 AGA\_DIV\_RESIDENC: Mother's AGA Division

Information	[Type= discrete] [Format=numeric] [Range= 1-98] [Missing=*]
Statistics [NW/ W]	[Valid=405121 /-] [Invalid=1 /-]

## #22 ORDER\_BIRTH: Live Birth Order

Information	[Type= discrete] [Format=numeric] [Range= 1-20] [Missing=*]		
Statistics [NW/ W]	[Valid=384667 /-] [Invalid=20455 /-]		
Value	Label	Cases	Percentage
1		123844	32.2%
2		103174	26.8%
3		72677	18.9%
4		39913	10.4%
5		21284	5.5%
6		11234	2.9%
7		6214	1.6%
8		3173	0.8%
9		1585	0.4%
10		894	0.2%
11		335	0.1%
12		203	0.1%
13		74	0.0%
14		45	0.0%
15		13	0.0%
16		2	0.0%
18		3	0.0%
Sysmiss		20455	

Warning: these figures indicate the number of cases found in the data file. They cannot be interpreted as summary statistics of the population of interest.

## #23 CLASS\_RECORD: Programmer Defined Variable

Information	[Type= discrete] [Format=numeric] [Missing=*]
Statistics [NW/ W]	[Valid=0 /-] [Invalid=405122 /-]



## File Births 1983 (cont.)

## #23 CLASS\_RECORD: Programmer Defined Variable (cont.)

Value	Label	Cases	Percentage
Sysmiss		405122	

Warning: these figures indicate the number of cases found in the data file. They cannot be interpreted as summary statistics of the population of interest.

## Documentation

<a href="#">Reports and analytical documents.....</a>	<a href="#">14</a>
<a href="#">Study Documentation RGB 1983 Project.....</a>	<a href="#">14</a>
<a href="#">Questionnaires.....</a>	<a href="#">14</a>
<a href="#">Return of Birth - Form 1983.....</a>	<a href="#">14</a>
<a href="#">Technical documents.....</a>	<a href="#">14</a>
<a href="#">Data Dictionary.....</a>	<a href="#">14</a>

### Reports and analytical documents

Study Documentation RGB 1983 Project, Sri Lanka [lka], English [eng], "Documents\Reports\Study Documentation RGB 1983 Project.pdf"

### Questionnaires

Return of Birth - Form 1983, "Documents\Forms\Return of Birth - Form 1983.pdf"

### Technical documents

Data Dictionary, "Documents\Technical\Data Dictionary 1981-1990.pdf"