

Sri Lanka

Statistics Division, Registrar General's Department, Ministry of Public  
Administration and Home Affairs

## Vital Statistics - Births - 1982

Study Documentation

December 8, 2009

# Metadata Production

Metadata Producer(s)	Registrar General's Department (RGD) , Ministry of Public Administration and Home Affairs , Data Collection
Production Date	December 29, 2008
Version	Version 1.0 ( June 2008 ).
Identification	DDI-LKA-RGD-RGB-1982-v1.0

This document was generated using the [IHSN Microdata Management Toolkit](#)

# Table of Contents

<a href="#">Overview.....</a>	<a href="#">1</a>
<a href="#">Scope &amp; Coverage.....</a>	<a href="#">2</a>
<a href="#">Producers &amp; Sponsors.....</a>	<a href="#">2</a>
<a href="#">Data Collection.....</a>	<a href="#">2</a>
<a href="#">Accessibility.....</a>	<a href="#">3</a>
<a href="#">Rights &amp; Disclaimer.....</a>	<a href="#">3</a>
<a href="#">Files Description.....</a>	<a href="#">4</a>
<a href="#">Births 1982.....</a>	<a href="#">4</a>
<a href="#">Variables List.....</a>	<a href="#">5</a>
<a href="#">Births 1982.....</a>	<a href="#">5</a>
<a href="#">Variables Description.....</a>	<a href="#">6</a>
<a href="#">Births 1982.....</a>	<a href="#">6</a>
<a href="#">Documentation.....</a>	<a href="#">13</a>



Sri Lanka (1982)  
Vital Statistics - Births - 1982 (RGB - 1982)

Overview	
Type	Administrative Records, Other (ad/oth]
Identification	LKA-RGD-RGB-1982-v1.0
Version	Production Date: 2008-07-29 v1.0: Full edited dataset, original version for internal DPD use.
Series	Registration of vital events commenced in 1867 with the enactment of civil registration laws which conferred the legal sanction for the registration of events namely, live births, deaths, still births and marriages. According to the law every live birth has to be registered within 42 days and death within 5 days from the date of occurrence. Although birth registrations are compulsory by law, few events are missed and not registered for various reasons. Births are registered at the place of occurrence and not in the area of residence of the mother..
<p><u>Abstract</u></p> <p>Registration of vital events commenced in 1867 with the enactment of civil registration laws which conferred the legal sanction for the registration of events namely, live births, deaths, still births and marriages. According to the law every live birth has to be registered within 42 days from the date of occurrence.</p> <p>Although birth and death registrations are compulsory by law, few events are missed and not registered for various reasons.</p> <p>By the survey conducted in 1980, to assess the completeness of birth and death registrations, it was found that about 98.8 per cent of births and 94.0 per cent of deaths are being registered at any given time.</p> <p>Births are registered at the place of occurrence and not in the area of residence of the mother.</p>	
Kind of Data	Administrative records data [adm]
Unit of Analysis	Individual Birth

Scope & Coverage	
<u>Scope</u> The scope of the Registration of Birth 1982 include : <ul style="list-style-type: none"> <li>-District</li> <li>-AGA Division</li> <li>-Registrar's Division</li> <li>-Month &amp; Year</li> <li>-Date of Birth</li> <li>-If urban, assessment number, street and town</li> <li>-If rural, Name of villahe</li> <li>-AGA's Division</li> <li>-District</li> <li>-Whether outside division</li> <li>-Whether in hospital</li> <li>-Live birth order</li> <li>-Distinguishing letters</li> <li>-Race</li> <li>-Age of mother in years</li> <li>-Were parents married</li> <li>-Whether Twin, triple &amp; etc</li> </ul>	
Topics	DEMOGRAPHY AND POPULATION [14]
<u>Geographic Coverage</u> National coverage.	
<u>Universe</u> Records pertaining to Live births of Sri Lankan Nationals whose birth occurs in Sri Lanka	

Producers & Sponsors	
Primary Investigator(s)	Statistics Division, Registrar General's Department, Ministry of Public Administration and Home Affairs
Other Producer(s)	Divisional Secretariats , Data Collection
Funding Agency/ies	Government of Sri Lanka (GOSL)

Data Collection	
Data Collection Dates	start 1982-01-01 end 1982-12-31
Data Collection Mode	Other [oth]
<u>Data Collection Notes</u> The Registrars of Births and Deaths attached to the Divisional Secretariat Offices send a monthly return of Births to the Additional District Registrars who in turn collect all such returns and send them to the Statistical Division of the Registrar General's Office for Data Processing purposes.	
Data Collector(s)	Registrars of Berths & Deaths , Registrar General's Department Additional District Registrar , Registrar General's Department Statistical Division - Registrar General Office , Registrar General's Department

**Other Processing**

Data processing included the following steps.

1. Accepting the filled birth return forms by the Statistical Division
2. Do a visual check for completeness
3. Coding of data
4. Entry of data
5. Run edit program for each District batch
6. Produce error report
7. Correction of errors on the report
8. Change incorrect data using the corrected error report
9. Re-run the edit program and repeat the error correction procedure
10. Produce final tables on clean data with a backup of clean data.

**Accessibility**

Access Authority	Registrar General (Registrar General's Department ) , <a href="http://www.rgd.gov.lk">www.rgd.gov.lk</a> , <a href="mailto:rg@rgd.gov.lk">rg@rgd.gov.lk</a>
Contact(s)	Statistics Division ( Registrar General's Department) , <a href="http://www.rgd.gov.lk">www.rgd.gov.lk</a> , <a href="mailto:ddstat@rgd.gov.lk">ddstat@rgd.gov.lk</a>

**Confidentiality**

The degree of confidentiality of this microdata set is determined by the Access Authority. Please refer to the Access Authority for further details.

**Access Conditions**

Please contact the Access Authority for Access Terms and Conditions.

**Citation Requirements**

"Registrar General's Department,Vital Statistics (Births) - 1982, Version 1.0 of the public use dataset ( July 2008 )"

**Rights & Disclaimer****Disclaimer**

The Registrar General's Department bears no responsibility for any results or interpretations arising from the secondary use of data.

Copyright	[C] 2008 Registrar General's Department
-----------	---

## Files Description

Dataset contains 1 file(s)

Births 1982	
# Cases	408895
# Variable(s)	23
<u>File Content</u> The file contains the data related to Return of Births form 1982.	
<u>Producer</u> Registrar General's Department	



# Variables List

Dataset contains 23 variable(s)

File Births 1982							
#	Name	Label	Type	Format	Valid	Invalid	Question
1	<a href="#">SECTOR</a>	Sector	discrete	numeric-1.0	408895	0	-
2	<a href="#">DISTRICT</a>	District	discrete	numeric-2.0	408895	0	-
3	<a href="#">DRO_DIVISION</a>	AGA Division	discrete	numeric-2.0	408895	0	-
4	<a href="#">REGISTRARS_DIV</a>	Registration Division	discrete	numeric-2.0	408892	3	-
5	<a href="#">TOWN</a>	Town	discrete	numeric-2.0	188088	220807	-
6	<a href="#">MONTH_REGISTERED</a>	Registered Month	discrete	numeric-2.0	408895	0	-
7	<a href="#">YEAR_REGISTERED</a>	Registered Year	discrete	numeric-2.0	408895	0	-
8	<a href="#">SEX</a>	Sex	discrete	numeric-1.0	408895	0	-
9	<a href="#">COL1_ENTRY_NO</a>	No. of Registration Entry	discrete	numeric-4.0	408895	0	-
10	<a href="#">COL21_BIRTH_DATE</a>	Date of Birth - Day	discrete	numeric-2.0	408895	0	-
11	<a href="#">COL22_BIRTH_DATE</a>	Date of Birth - Month	discrete	numeric-2.0	408895	0	-
12	<a href="#">COL23_BIRTH_DATE</a>	Date of Birth - Year	discrete	numeric-2.0	408895	0	-
13	<a href="#">COL3_TOWN</a>	Mother's Living Town	discrete	numeric-2.0	141	408754	-
14	<a href="#">COL5_DIST_RESIDENT</a>	District of Mother's Resident	discrete	numeric-2.0	408895	0	-
15	<a href="#">COL6_OUTSIDE_DIV</a>	Within the Registrars Division	discrete	numeric-1.0	408895	0	-
16	<a href="#">COL7_DISTIN_LTR</a>	Distinguishing Letters	discrete	numeric-1.0	337945	70950	-
17	<a href="#">COL8_RACE</a>	Race	discrete	numeric-2.0	408895	0	-
18	<a href="#">COL9_16_AGE_MOTHER</a>	Mother's Age	discrete	numeric-2.0	408895	0	-
19	<a href="#">COL17_PARENT_MARRI</a>	Marital Status	discrete	numeric-1.0	408895	0	-
20	<a href="#">COL18_TWIN_TRIPL</a>	Type of birth	discrete	numeric-1.0	4740	404155	-
21	<a href="#">AGA_DIV_RESIDENT</a>	Mother's AGA Division	discrete	numeric-2.0	408895	0	-
22	<a href="#">ORDER_BIRTH</a>	Live Birth Order	discrete	numeric-2.0	378745	30150	-
23	<a href="#">CLASS_RECORD</a>	Programmer Defined Variable	discrete	numeric-2.0	0	408895	-

# Variables Description

Dataset contains 23 variable(s)

## File Births 1982

### #1 SECTOR: Sector

Information	[Type= discrete] [Format=numeric] [Range= 1-3] [Missing=*]		
Statistics [NW/ W]	[Valid=408895 /-] [Invalid=0 /-]		
Value	Label	Cases	Percentage
1	Urban	187753	45.9%
2	Rural	202326	49.5%
3	Estate	18816	4.6%

Warning: these figures indicate the number of cases found in the data file. They cannot be interpreted as summary statistics of the population of interest.

### #2 DISTRICT: District

Information	[Type= discrete] [Format=numeric] [Range= 1-27] [Missing=*]		
Statistics [NW/ W]	[Valid=408895 /-] [Invalid=0 /-]		
Value	Label	Cases	Percentage
1	Colombo	46710	11.4%
2	Negombo	9725	2.4%
3	Kalutara	20829	5.1%
4	Kandy	36349	8.9%
5	Matale	11471	2.8%
6	Nuwara Eliya	7556	1.8%
7	Galle	20028	4.9%
8	Matara	19633	4.8%
9	Hambantota	12717	3.1%
10	Jaffna	24541	6.0%
11	Mannar	3437	0.8%
12	Vavuniya	3367	0.8%
13	Batticaloa	11952	2.9%
14	Ampara	12462	3.0%
15	Trincomalee	9087	2.2%
16	Kurunegala	32523	8.0%
17	Puttalam	6064	1.5%
18	Chillaw	9230	2.3%
19	Anuradhapura	17754	4.3%
20	Polonnaruwa	7753	1.9%
21	Badulla	19942	4.9%
22	Monaragala	9319	2.3%
23	Ratnapura	24072	5.9%
24	Kegalle	14540	3.6%

## File Births 1982 (cont.)

## #2 DISTRICT: District (cont.)

Value (cont.)	Label	Cases	Percentage
25	Mullativu	2096	0.5%
26	Gampaha	15738	3.8%

Warning: these figures indicate the number of cases found in the data file. They cannot be interpreted as summary statistics of the population of interest.

## #3 DRO\_DIVISION: AGA Division

Information	[Type= discrete] [Format=numeric] [Range= 1-23] [Missing=*]
Statistics [NW/ W]	[Valid=408895 /-] [Invalid=0 /-]

## #4 REGISTRARS\_DIV: Registration Division

Information	[Type= discrete] [Format=numeric] [Range= 0-79] [Missing=*]
Statistics [NW/ W]	[Valid=408892 /-] [Invalid=3 /-]

## #5 TOWN: Town

Information	[Type= discrete] [Format=numeric] [Range= 1-60] [Missing=*]
Statistics [NW/ W]	[Valid=188088 /-] [Invalid=220807 /-]

## #6 MONTH\_REGISTER: Registered Month

Information	[Type= discrete] [Format=numeric] [Range= 1-12] [Missing=*]
Statistics [NW/ W]	[Valid=408895 /-] [Invalid=0 /-]

Value	Label	Cases	Percentage
1	January	37162	9.1%
2	February	33668	8.2%
3	March	39182	9.6%
4	April	33023	8.1%
5	May	35221	8.6%
6	June	35462	8.7%
7	July	32835	8.0%
8	August	30831	7.5%
9	September	31967	7.8%
10	October	31706	7.8%
11	November	33567	8.2%
12	December	34271	8.4%

Warning: these figures indicate the number of cases found in the data file. They cannot be interpreted as summary statistics of the population of interest.

## File Births 1982 (cont.)

## #7 YEAR\_REGISTER: Registered Year

Information	[Type= discrete] [Format=numeric] [Range= 82-82] [Missing=*]		
Statistics [NW/ W]	[Valid=408895 /-] [Invalid=0 /-]		
Value	Label	Cases	Percentage
82		408895	100.0%

Warning: these figures indicate the number of cases found in the data file. They cannot be interpreted as summary statistics of the population of interest.

## #8 SEX: Sex

Information	[Type= discrete] [Format=numeric] [Range= 1-2] [Missing=*]		
Statistics [NW/ W]	[Valid=408895 /-] [Invalid=0 /-]		
Value	Label	Cases	Percentage
1	Male	208630	51.0%
2	Female	200265	49.0%

Warning: these figures indicate the number of cases found in the data file. They cannot be interpreted as summary statistics of the population of interest.

## #9 COL1\_ENTRY\_NO: No. of Registration Entry

Information	[Type= discrete] [Format=numeric] [Range= 0-9999] [Missing=*]		
Statistics [NW/ W]	[Valid=408895 /-] [Invalid=0 /-]		

## #10 COL21\_BIRTH\_DAY: Date of Birth - Day





Information	[Type= discrete] [Format=numeric] [Range= 0-31] [Missing=*]		
Statistics [NW/ W]	[Valid=408895 /-] [Invalid=0 /-]		

## #11 COL22\_BIRTH\_MONT: Date of Birth - Month

Information	[Type= discrete] [Format=numeric] [Range= 0-12] [Missing=*]		
Statistics [NW/ W]	[Valid=408895 /-] [Invalid=0 /-]		
Value	Label	Cases	Percentage
0		3	0.0%
1	January	36825	9.0%
2	February	31921	7.8%
3	March	36570	8.9%
4	April	33416	8.2%
5	May	32926	8.1%
6	June	31551	7.7%
7	July	32875	8.0%
8	August	32658	8.0%

## File Births 1982 (cont.)

## #11 COL22\_BIRTH\_MONT: Date of Birth - Month (cont.)

Value (cont.)	Label	Cases	Percentage
9	September	33632	 8.2%
10	October	36138	 8.8%
11	November	35024	 8.6%
12	December	35356	 8.6%

Warning: these figures indicate the number of cases found in the data file. They cannot be interpreted as summary statistics of the population of interest.

## #12 COL23\_BIRTH\_YEAR: Date of Birth - Year











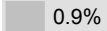
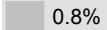






Information	[Type= discrete] [Format=numeric] [Range= 1-90] [Missing=*]
Statistics [NW/ W]	[Valid=408895 /-] [Invalid=0 /-]

## #13 COL3\_TOWN: Mother's Living Town

Information	[Type= discrete] [Format=numeric] [Range= 0-88] [Missing=*]
Statistics [NW/ W]	[Valid=141 /-] [Invalid=408754 /-]

## #14 COL5\_DIST\_RESIDE: District of Mother's Resident

Information	[Type= discrete] [Format=numeric] [Range= 1-98] [Missing=*]
Statistics [NW/ W]	[Valid=408895 /-] [Invalid=0 /-]

Value	Label	Cases	Percentage
1	Colombo	36629	 9.0%
2	Negombo	9687	 2.4%
3	Kalutara	20597	 5.0%
4	Kandy	35397	 8.7%
5	Matale	10826	 2.6%
6	Nuwara Eliya	8398	 2.1%
7	Galle	21579	 5.3%
8	Matara	17855	 4.4%
9	Hambantota	13350	 3.3%
10	Jaffna	24227	 5.9%
11	Mannar	3489	 0.9%
12	Vavuniya	3441	 0.8%
13	Batticaloa	11774	 2.9%
14	Ampara	12863	 3.1%
15	Trincomalee	9204	 2.3%
16	Kurunegala	32362	 7.9%
17	Puttalam	6150	 1.5%
18	Chillaw	9484	 2.3%

## File Births 1982 (cont.)

## #14 COL5\_DIST\_RESIDE: District of Mother's Resident (cont.)

Value (cont.)	Label	Cases	Percentage
19	Anuradhapura	18000	4.4%
20	Polonnaruwa	8351	2.0%
21	Badulla	19417	4.7%
22	Monaragala	9690	2.4%
23	Ratnapura	24282	5.9%
24	Kegalle	16877	4.1%
25	Mullativu	2266	0.6%
26	Gampaha	22693	5.5%
98		7	0.0%

Warning: these figures indicate the number of cases found in the data file. They cannot be interpreted as summary statistics of the population of interest.

## #15 COL6\_OUTSIDE\_DIV: Within the Registrars Division

Information	[Type= discrete] [Format=numeric] [Range= 0-1] [Missing=*]		
Statistics [NW/ W]	[Valid=408895 /-] [Invalid=0 /-]		
Value	Label	Cases	Percentage
0	Out	172059	42.1%
1	In	236836	57.9%

Warning: these figures indicate the number of cases found in the data file. They cannot be interpreted as summary statistics of the population of interest.

## #16 COL7\_DISTIN\_LETR: Distinguishing Letters

Information	[Type= discrete] [Format=numeric] [Range= 0-9] [Missing=*]		
Statistics [NW/ W]	[Valid=337945 /-] [Invalid=70950 /-]		

## #17 COL8\_RACE: Race

Information	[Type= discrete] [Format=numeric] [Range= 1-14] [Missing=*]		
Statistics [NW/ W]	[Valid=408895 /-] [Invalid=0 /-]		
Value	Label	Cases	Percentage
1	Sinhalese	295637	72.3%
2	Sri Lanka Tamil	52190	12.8%
3	Sri Lanka Moors	34093	8.3%
4	Burghers Eurasia	988	0.2%
5	Malays	888	0.2%
6	Veddah	130	0.0%
7	Indian Tamil	24444	6.0%
8	Indian Moors	174	0.0%
9	Pakistan Tamil	29	0.0%

## File Births 1982 (cont.)

## #17 COL8\_RACE: Race (cont.)

Value (cont.)	Label	Cases	Percentage
10	Pakistan Moors	21	0.0%
11	Europeans	30	0.0%
12	Other - Ind - Pak	114	0.0%
13	Other Non Ind - Pak	86	0.0%
14	Unknown Race	71	0.0%

Warning: these figures indicate the number of cases found in the data file. They cannot be interpreted as summary statistics of the population of interest.

## #18 COL9\_16\_AGE\_MOTH: Mother's Age

Information	[Type= discrete] [Format=numeric] [Range= 0-57] [Missing=*]
Statistics [NW/ W]	[Valid=408895 /-] [Invalid=0 /-]
Frequency table not shown (40 Modalities)	

## #19 COL17\_PARENT\_MAR: Marital Status

Information		[Type= discrete] [Format=numeric] [Range= 1-2] [Missing=*]		
Statistics [NW/ W]		[Valid=408895 /-] [Invalid=0 /-]		
Value	Label	Cases	Percentage	
1	Yes	386744		94.6%
2	No	22151		5.4%

Warning: these figures indicate the number of cases found in the data file. They cannot be interpreted as summary statistics of the population of interest.

## #20 COL18\_TWIN\_TRIPL: Type of birth

Information		[Type= discrete] [Format=numeric] [Range= 1-9] [Missing=*]	
Statistics [NW/ W]		[Valid=4740 /-] [Invalid=404155 /-]	
Value	Label	Cases	Percentage
1	Single	2789	<div></div> 58.8%
2	Twins	1858	<div></div> 39.2%
3	Triple	31	<div></div> 0.7%
4	Quard	23	<div></div> 0.5%
5		15	<div></div> 0.3%
6		8	<div></div> 0.2%
7		8	<div></div> 0.2%
8		7	<div></div> 0.1%
9		1	<div></div> 0.0%
Sysmiss		404155	

Warning: these figures indicate the number of cases found in the data file. They cannot be interpreted as summary statistics of the population of interest.

## File Births 1982 (cont.)

## #21 AGA\_DIV\_RESIDENC: Mother's AGA Division

Information [Type= discrete] [Format=numeric] [Range= 1-98] [Missing=\*]

Statistics [NW/ W] [Valid=408895 /-] [Invalid=0 /-]

## #22 ORDER\_BIRTH: Live Birth Order

Information [Type= discrete] [Format=numeric] [Range= 1-20] [Missing=\*]

Statistics [NW/ W] [Valid=378745 /-] [Invalid=30150 /-]

Value	Label	Cases	Percentage
1		119066	31.4%
2		96325	25.4%
3		70583	18.6%
4		42233	11.2%
5		22846	6.0%
6		13085	3.5%
7		6890	1.8%
8		3825	1.0%
9		1952	0.5%
10		1014	0.3%
11		404	0.1%
12		232	0.1%
13		84	0.0%
14		158	0.0%
15		18	0.0%
16		9	0.0%
17		2	0.0%
18		3	0.0%
20		16	0.0%
Sysmiss		30150	

Warning: these figures indicate the number of cases found in the data file. They cannot be interpreted as summary statistics of the population of interest.

## #23 CLASS\_RECORD: Programmer Defined Variable

Information [Type= discrete] [Format=numeric] [Missing=\*]

Statistics [NW/ W] [Valid=0 /-] [Invalid=408895 /-]

Value	Label	Cases	Percentage
Sysmiss		408895	

Warning: these figures indicate the number of cases found in the data file. They cannot be interpreted as summary statistics of the population of interest.



## Documentation

<a href="#">Reports and analytical documents.....</a>	13
<a href="#">Study Documentation RGB 1982 Project.....</a>	13
<a href="#">Questionnaires.....</a>	13
<a href="#">Return of Birth - Form 1982.....</a>	13
<a href="#">Technical documents.....</a>	13
<a href="#">Data Dictionary.....</a>	13

### Reports and analytical documents

Study Documentation RGB 1982 Project, Sri Lanka [lka], English [eng], "Documents\Reports\Study Documentation RGB 1982 Project.pdf"

### Questionnaires

Return of Birth - Form 1982, "Documents\Forms\Return of Birth - Form 1982.pdf"

### Technical documents

Data Dictionary, "Documents\Technical\Data Dictionary 1981-1990.pdf"