

Sri Lanka

Statistics Division, Registrar General's Department, Ministry of Public
Administration and Home Affairs

Vital Statistics - Births - 1979

Study Documentation

December 8, 2009

Metadata Production

Metadata Producer(s)	Registrar General's Department (RGD) , Ministry of Public Administration and Home Affairs , Data Collection
Production Date	December 30, 2008
Version	Version 1.0 (June 2008).
Identification	DDI-LKA-RGD-RGB-1979-v1.0

This document was generated using the [IHSN Microdata Management Toolkit](#)

Table of Contents

Overview.....	1
Scope & Coverage.....	2
Producers & Sponsors.....	2
Data Collection.....	2
Accessibility.....	3
Rights & Disclaimer.....	3
Files Description.....	4
Births 1979.....	4
Variables List.....	5
Births 1979.....	5
Variables Description.....	6
Births 1979.....	6
Documentation.....	13

Sri Lanka (1979)
Vital Statistics - Births - 1979 (RGB - 1979)

Overview	
Type	Administrative Records, Other (ad/oth]
Identification	LKA-RGD-RGB-1979-v1.0
Version	Production Date: 2008-07-30 v1.0: Full edited dataset, original version for internal DPD use.
Series	Registration of vital events commenced in 1867 with the enactment of civil registration laws which conferred the legal sanction for the registration of events namely, live births, deaths, still births and marriages. According to the law every live birth has to be registered within 42 days and death within 5 days from the date of occurrence. Although birth registrations are compulsory by law, few events are missed and not registered for various reasons. Births are registered at the place of occurrence and not in the area of residence of the mother..
<p><u>Abstract</u></p> <p>Registration of vital events commenced in 1867 with the enactment of civil registration laws which conferred the legal sanction for the registration of events namely, live births, deaths, still births and marriages. According to the law every live birth has to be registered within 42 days from the date of occurrence.</p> <p>Although birth and death registrations are compulsory by law, few events are missed and not registered for various reasons.</p> <p>By the survey conducted in 1980, to assess the completeness of birth and death registrations, it was found that about 98.8 per cent of births and 94.0 per cent of deaths are being registered at any given time.</p> <p>Births are registered at the place of occurrence and not in the area of residence of the mother.</p>	
Kind of Data	Administrative records data [adm]
Unit of Analysis	Individual Birth

Scope & Coverage	
<u>Scope</u> The scope of the Registration of Birth 1979 include : <ul style="list-style-type: none"> -District -AGA Division -Registrar's Division -Month & Year -Date of Birth -If urban, assessment number, street and town -If rural, Name of villahe -AGA's Division -District -Whether outside division -Whether in hospital -Live birth order -Distinguishing letters -Race -Age of mother in years -Were parents married -Whether Twin, triple & etc 	
Topics	DEMOGRAPHY AND POPULATION [14]
<u>Geographic Coverage</u> National coverage.	
<u>Universe</u> Records pertaining to Live births of Sri Lankan Nationals whose birth occurs in Sri Lanka	

Producers & Sponsors	
Primary Investigator(s)	Statistics Division, Registrar General's Department, Ministry of Public Administration and Home Affairs
Other Producer(s)	Divisional Secretariats , Data Collection
Funding Agency/ies	Government of Sri Lanka (GOSL)

Data Collection	
Data Collection Dates	start 1979-01-01 end 1979-12-31
Data Collection Mode	Other [oth]
<u>Data Collection Notes</u> The Registrars of Births and Deaths attached to the Divisional Secretariat Offices send a monthly return of Births to the Additional District Registrars who in turn collect all such returns and send them to the Statistical Division of the Registrar General's Office for Data Processing purposes.	
Data Collector(s)	Registrars of Berths & Deaths , Registrar General's Department Additional District Registrar , Registrar General's Department Statistical Division - Registrar General Office , Registrar General's Department

Other Processing

Data processing included the following steps.

1. Accepting the filled birth return forms by the Statistical Division
2. Do a visual check for completeness
3. Coding of data
4. Entry of data
5. Run edit program for each District batch
6. Produce error report
7. Correction of errors on the report
8. Change incorrect data using the corrected error report
9. Re-run the edit program and repeat the error correction procedure
10. Produce final tables on clean data with a backup of clean data.

Accessibility

Access Authority	Registrar General (Registrar General's Department) , www.rgd.gov.lk , rg@rgd.gov.lk
Contact(s)	Statistics Division (Registrar General's Department) , www.rgd.gov.lk , ddstat@rgd.gov.lk

Confidentiality

The degree of confidentiality of this microdata set is determined by the Access Authority. Please refer to the Access Authority for further details.

Access Conditions

Please contact the Access Authority for Access Terms and Conditions.

Citation Requirements

"Registrar General's Department,Vital Statistics (Births) - 1979, Version 1.0 of the public use dataset (July 2008)"

Rights & Disclaimer**Disclaimer**

The Registrar General's Department bears no responsibility for any results or interpretations arising from the secondary use of data.

Copyright	[C] 2008 Registrar General's Department
-----------	---

Files Description

Dataset contains 1 file(s)

Births 1979	
# Cases	417986
# Variable(s)	22
<u>File Content</u> The file contains the data related to Return of Births form 1979.	
<u>Producer</u> Registrar General's Department	

Variables List

Dataset contains 22 variable(s)

File Births 1979							
#	Name	Label	Type	Format	Valid	Invalid	Question
1	SECTOR	Sector	discrete	numeric-1.0	417986	0	-
2	DISTRICT	District	discrete	numeric-2.0	417986	0	-
3	DRO_DIVISION	AGA Division	discrete	numeric-2.0	417986	0	-
4	REGISTRARS_DIV	Registration Division	discrete	numeric-2.0	417986	0	-
5	TOWN	Town	discrete	numeric-2.0	193806	224180	-
6	MONTH_REGISTERED	Registered Month	discrete	numeric-2.0	417986	0	-
7	YEAR_REGISTERED	Registered Year	discrete	numeric-2.0	417986	0	-
8	SEX	Sex	discrete	numeric-1.0	417986	0	-
9	COL1_ENTRY_NO	No. of Registration Entry	discrete	numeric-4.0	417979	7	-
10	COL21_BIRTH_DATE	Date of Birth - Day	discrete	numeric-2.0	417986	0	-
11	COL22_BIRTH_DATE	Date of Birth - Month	discrete	numeric-2.0	417986	0	-
12	COL23_BIRTH_DATE	Date of Birth - Year	discrete	numeric-2.0	417986	0	-
13	COL3_TOWN	Mother's Living Town	discrete	numeric-2.0	7362	410624	-
14	COL5_DIST_RESIDENT	District of Mother's Resident	discrete	numeric-2.0	10872	407114	-
15	COL6_OUTSIDE_DIV	Within the Registrars Division	discrete	numeric-1.0	417986	0	-
16	COL7_DISTIN_LTR	Distinguishing Letters	discrete	numeric-1.0	332736	85250	-
17	COL8_RACE	Race	discrete	numeric-2.0	417986	0	-
18	COL9_16_AGE_MOTHER	Mother's Age	discrete	numeric-2.0	417986	0	-
19	COL17_PARENT_MARRI	Marital Status	discrete	numeric-1.0	417986	0	-
20	COL18_TWIN_TYPE	Type of birth	discrete	numeric-1.0	5103	412883	-
21	SPACE_A	Space	discrete	numeric-2.0	0	417986	-
22	CLASS_RECORD	Programmer Defined Variable	discrete	numeric-2.0	0	417986	-

Variables Description

Dataset contains 22 variable(s)

File Births 1979

#1 SECTOR: Sector			
Information	[Type= discrete] [Format=numeric] [Range= 1-3] [Missing=*]		
Statistics [NW/ W]	[Valid=417986 /-] [Invalid=0 /-]		
Value	Label	Cases	Percentage
1	Urban	193622	46.3%
2	Rural	196726	47.1%
3	Estate	27638	6.6%

Warning: these figures indicate the number of cases found in the data file. They cannot be interpreted as summary statistics of the population of interest.

#2 DISTRICT: District			
Information	[Type= discrete] [Format=numeric] [Range= 1-27] [Missing=*]		
Statistics [NW/ W]	[Valid=417986 /-] [Invalid=0 /-]		
Value	Label	Cases	Percentage
1	Colombo	48110	11.5%
2	Negombo	11258	2.7%
3	Kalutara	21264	5.1%
4	Kandy	36322	8.7%
5	Matale	11083	2.7%
6	Nuwara Eliya	11840	2.8%
7	Galle	20122	4.8%
8	Matara	18525	4.4%
9	Hambantota	12391	3.0%
10	Jaffna	24086	5.8%
11	Mannar	3631	0.9%
12	Vavuniya	3455	0.8%
13	Batticaloa	12096	2.9%
14	Ampara	11307	2.7%
15	Trincomalee	9539	2.3%
16	Kurunegala	32784	7.8%
17	Puttalam	5888	1.4%
18	Chillaw	8794	2.1%
19	Anuradhapura	18102	4.3%
20	Polonnaruwa	6742	1.6%
21	Badulla	20983	5.0%
22	Monaragala	9219	2.2%
23	Ratnapura	24701	5.9%
24	Kegalle	16423	3.9%

File Births 1979 (cont.)

#2 DISTRICT: District (cont.)

Value (cont.)	Label	Cases	Percentage
25	Mullativu	1938	0.5%
26	Gampaha	17383	4.2%

Warning: these figures indicate the number of cases found in the data file. They cannot be interpreted as summary statistics of the population of interest.

#3 DRO_DIVISION: AGA Division

Information	[Type= discrete] [Format=numeric] [Range= 1-23] [Missing=*]
Statistics [NW/ W]	[Valid=417986 /-] [Invalid=0 /-]

#4 REGISTRARS_DIV: Registration Division

Information	[Type= discrete] [Format=numeric] [Range= 0-79] [Missing=*]
Statistics [NW/ W]	[Valid=417986 /-] [Invalid=0 /-]

#5 TOWN: Town

Information	[Type= discrete] [Format=numeric] [Range= 1-60] [Missing=*]
Statistics [NW/ W]	[Valid=193806 /-] [Invalid=224180 /-]

#6 MONTH_REGISTER: Registered Month

Information	[Type= discrete] [Format=numeric] [Range= 1-12] [Missing=*]
Statistics [NW/ W]	[Valid=417986 /-] [Invalid=0 /-]

Value	Label	Cases	Percentage
1	January	36727	8.8%
2	February	32585	7.8%
3	March	35802	8.6%
4	April	33888	8.1%
5	May	34954	8.4%
6	June	36278	8.7%
7	July	33544	8.0%
8	August	34542	8.3%
9	September	32710	7.8%
10	October	37205	8.9%
11	November	35162	8.4%
12	December	34589	8.3%

Warning: these figures indicate the number of cases found in the data file. They cannot be interpreted as summary statistics of the population of interest.

File Births 1979 (cont.)

#7 YEAR_REGISTER: Registered Year

Information	[Type= discrete] [Format=numeric] [Range= 79-79] [Missing=*]		
Statistics [NW/ W]	[Valid=417986 /-] [Invalid=0 /-]		
Value	Label	Cases	Percentage
79		417986	100.0%

Warning: these figures indicate the number of cases found in the data file. They cannot be interpreted as summary statistics of the population of interest.

#8 SEX: Sex

Information	[Type= discrete] [Format=numeric] [Range= 1-2] [Missing=*]		
Statistics [NW/ W]	[Valid=417986 /-] [Invalid=0 /-]		
Value	Label	Cases	Percentage
1	Male	213238	51.0%
2	Female	204748	49.0%

Warning: these figures indicate the number of cases found in the data file. They cannot be interpreted as summary statistics of the population of interest.

#9 COL1_ENTRY_NO: No. of Registration Entry

Information	[Type= discrete] [Format=numeric] [Range= 0-9999] [Missing=*]		
Statistics [NW/ W]	[Valid=417979 /-] [Invalid=7 /-]		

#10 COL21_BIRTH_DAY: Date of Birth - Day





Information	[Type= discrete] [Format=numeric] [Range= 0-31] [Missing=*]		
Statistics [NW/ W]	[Valid=417986 /-] [Invalid=0 /-]		

#11 COL22_BIRTH_MONT: Date of Birth - Month

Information	[Type= discrete] [Format=numeric] [Range= 0-12] [Missing=*]		
Statistics [NW/ W]	[Valid=417986 /-] [Invalid=0 /-]		
Value	Label	Cases	Percentage
0		9	0.0%
1	January	35843	8.6%
2	February	32628	7.8%
3	March	38391	9.2%
4	April	34894	8.3%
5	May	33858	8.1%
6	June	32888	7.9%
7	July	33269	8.0%
8	August	33136	7.9%

File Births 1979 (cont.)

#11 COL22_BIRTH_MONT: Date of Birth - Month (cont.)

Value (cont.)	Label	Cases	Percentage
9	September	34817	 8.3%
10	October	37817	 9.0%
11	November	35544	 8.5%
12	December	34892	 8.3%

Warning: these figures indicate the number of cases found in the data file. They cannot be interpreted as summary statistics of the population of interest.

#12 COL23_BIRTH_YEAR: Date of Birth - Year



















Information	[Type= discrete] [Format=numeric] [Range= 1-90] [Missing=*]
Statistics [NW/ W]	[Valid=417986 /-] [Invalid=0 /-]

#13 COL3_TOWN: Mother's Living Town

Information	[Type= discrete] [Format=numeric] [Range= 0-88] [Missing=*]
Statistics [NW/ W]	[Valid=7362 /-] [Invalid=410624 /-]

#14 COL5_DIST_RESIDE: District of Mother's Resident

Information	[Type= discrete] [Format=numeric] [Range= 1-98] [Missing=*]
Statistics [NW/ W]	[Valid=10872 /-] [Invalid=407114 /-]

Value	Label	Cases	Percentage
0		2	 0.0%
1	Colombo	958	 8.8%
2	Negombo	78	 0.7%
3	Kalutara	557	 5.1%
4	Kandy	322	 3.0%
5	Matale	262	 2.4%
6	Nuwara Eliya	884	 8.1%
7	Galle	937	 8.6%
8	Matara	272	 2.5%
9	Hambantota	937	 8.6%
10	Jaffna	61	 0.6%
11	Mannar	9	 0.1%
12	Vavuniya	31	 0.3%
13	Batticaloa	43	 0.4%
14	Ampara	533	 4.9%
15	Trincomalee	84	 0.8%
16	Kurunegala	812	 7.5%
17	Puttalam	496	 4.6%

File Births 1979 (cont.)

#14 COL5_DIST_RESIDE: District of Mother's Resident (cont.)

Value (cont.)	Label	Cases	Percentage
18	Chillaw	243	2.2%
19	Anuradhapura	441	4.1%
20	Polonnaruwa	283	2.6%
21	Badulla	155	1.4%
22	Monaragala	675	6.2%
23	Ratnapura	433	4.0%
24	Kegalle	1358	12.5%
25	Mullativu	3	0.0%
26	Gampaha	3	0.0%
Sysmiss		407114	

Warning: these figures indicate the number of cases found in the data file. They cannot be interpreted as summary statistics of the population of interest.

#15 COL6_OUTSIDE_DIV: Within the Registrars Division

Information	[Type= discrete] [Format=numeric] [Range= 0-1] [Missing=*]		
Statistics [NW/ W]	[Valid=417986 /-] [Invalid=0 /-]		
Value	Label	Cases	Percentage
0	Out	178623	42.7%
1	In	239363	57.3%

Warning: these figures indicate the number of cases found in the data file. They cannot be interpreted as summary statistics of the population of interest.

#16 COL7_DISTIN_LETR: Distinguishing Letters

Information	[Type= discrete] [Format=numeric] [Range= 0-9] [Missing=*]		
Statistics [NW/ W]	[Valid=332736 /-] [Invalid=85250 /-]		

#17 COL8_RACE: Race

Information	[Type= discrete] [Format=numeric] [Range= 1-14] [Missing=*]		
Statistics [NW/ W]	[Valid=417986 /-] [Invalid=0 /-]		
Value	Label	Cases	Percentage
1	Sinhalese	295901	70.8%
2	Sri Lanka Tamil	51655	12.4%
3	Sri Lanka Moors	35358	8.5%
4	Burghers Eurasia	732	0.2%
5	Malays	935	0.2%
6	Veddah	49	0.0%
7	Indian Tamil	32883	7.9%
8	Indian Moors	214	0.1%

File Births 1979 (cont.)

#17 COL8_RACE: Race (cont.)

Value (cont.)	Label	Cases	Percentage
9	Pakistan Tamil	3	0.0%
10	Pakistan Moors	4	0.0%
11	Europeans	35	0.0%
12	Other - Ind - Pak	169	0.0%
13	Other Non Ind - Pak	44	0.0%
14	Unknown Race	4	0.0%

Warning: these figures indicate the number of cases found in the data file. They cannot be interpreted as summary statistics of the population of interest.

#18 COL9_16_AGE_MOTH: Mother's Age

Information	[Type= discrete] [Format=numeric] [Range= 0-57] [Missing=*]
Statistics [NW/ W]	[Valid=417986 /-] [Invalid=0 /-]
Frequency table not shown (44 Modalities)	

#19 COL17_PARENT_MAR: Marital Status

Information		[Type= discrete] [Format=numeric] [Range= 1-2] [Missing=*]		
Statistics [NW/ W]		[Valid=417986 /-] [Invalid=0 /-]		
Value	Label	Cases	Percentage	
1	Yes	389452	<div></div> 93.2%	
2	No	28534	<div></div> 6.8%	

Warning: these figures indicate the number of cases found in the data file. They cannot be interpreted as summary statistics of the population of interest.

#20 COL18_TWIN_TRIPL: Type of birth

Information		[Type= discrete] [Format=numeric] [Range= 1-9] [Missing=*]	
Statistics [NW/ W]		[Valid=5103 -] [Invalid=412883 -]	
Value	Label	Cases	Percentage
1	Single	2663	<div></div> 52.2%
2	Twins	2382	<div></div> 46.7%
3	Triple	31	<div></div> 0.6%
4	Quard	13	<div></div> 0.3%
5		5	<div></div> 0.1%
7		4	<div></div> 0.1%
8		3	<div></div> 0.1%
9		2	<div></div> 0.0%
Sysmiss		412883	

Warning: these figures indicate the number of cases found in the data file. They cannot be interpreted as summary statistics of the population of interest.

File Births 1979 (cont.)

#21 SPACE_A: Space

Information	[Type= discrete] [Format=numeric] [Range= 1-98] [Missing=*]
Statistics [NW/ W]	[Valid=0 /-] [Invalid=417986 /-]

#22 CLASS_RECORD: Programmer Defined Variable

Information	[Type= discrete] [Format=numeric] [Range= 1-20] [Missing=*]
Statistics [NW/ W]	[Valid=0 /-] [Invalid=417986 /-]

Value	Label	Cases	Percentage
Sysmiss		417986	

Warning: these figures indicate the number of cases found in the data file. They cannot be interpreted as summary statistics of the population of interest.

Documentation

Reports and analytical documents.....	13
Study Documentation RGB 1979 Project.....	13
Questionnaires.....	13
Return of Birth - Form 1979.....	13
Technical documents.....	13
Data Dictionary.....	13

Reports and analytical documents

Study Documentation RGB 1979 Project, Sri Lanka [lka], English [eng], "Documents\Report\Study Documentation RGB 1979 Project.pdf"

Questionnaires

Return of Birth - Form 1979, "Documents\Forms\Return of Birth - Form 1979.pdf"

Technical documents

Data Dictionary, "Documents\Technical\Data Dictionary Births 1972-1980.pdf"