

Sri Lanka

Department of Census and Statistics, Ministry of Finance and Planning

Labour Force Survey - 2013

Study Documentation

April 2, 2015

Metadata Production

| | |
|----------------------|--|
| Metadata Producer(s) | Department of Census and Statistics (DCS) , Ministry of Finance & Planning , Data Collection |
| Identification | DDI-LKA-DCS-LFS-2013-v1.0 |

Table of Contents

| | |
|---|---------------------|
| Overview..... | 4 |
| Scope & Coverage..... | 4 |
| Producers & Sponsors..... | 4 |
| Sampling..... | 4 |
| Data Collection..... | 5 |
| Files Description..... | 6 |
| General Information..... | 6 |
| Personal Information..... | 6 |
| Question 1 to 6..... | 6 |
| Question 7 to 14..... | 6 |
| Question 15 to 19..... | 6 |
| Question 20 to 26..... | 6 |
| Question 27 to 33..... | 6 |
| Question 34 to 39..... | 6 |
| Question 40 to 44..... | 6 |
| Question 45 to 46..... | 7 |
| Question 47 to 50..... | 7 |
| Question 51 to 56..... | 7 |
| Question 57 to 61..... | 7 |
| Question 62 to 64..... | 7 |
| WEIGHTS..... | 7 |
| Variables List..... | 8 |
| General Information..... | 8 |
| Personal Information..... | 8 |
| Question 1 to 6..... | 9 |
| Question 7 to 14..... | 9 |
| Question 15 to 19..... | 10 |
| Question 20 to 26..... | 10 |
| Question 27 to 33..... | 11 |
| Question 34 to 39..... | 12 |
| Question 40 to 44..... | 12 |
| Question 45 to 46..... | 13 |
| Question 47 to 50..... | 13 |
| Question 51 to 56..... | 14 |
| Question 57 to 61..... | 14 |
| Question 62 to 64..... | 15 |
| WEIGHTS..... | 16 |
| Variables Description..... | 17 |
| General Information..... | 18 |
| Personal Information..... | 38 |
| Question 1 to 6..... | 61 |
| Question 7 to 14..... | 80 |
| Question 15 to 19..... | 107 |
| Question 20 to 26..... | 123 |
| Question 27 to 33..... | 151 |
| Question 34 to 39..... | 165 |
| Question 40 to 44..... | 181 |
| Question 45 to 46..... | 203 |
| Question 47 to 50..... | 259 |
| Question 51 to 56..... | 276 |
| Question 57 to 61..... | 298 |
| Question 62 to 64..... | 316 |
| WEIGHTS..... | 346 |

Labour Force Survey - 2013

| Overview | |
|---|---|
| Identification | LKA-DCS-LFS-2013-v1.0 |
| Version | v1.0: Full edited dataset, original version for internal DPD use. |
| <p><u>Abstract</u></p> <p>The employment/unemployment data are required at very short intervals to monitor the program made in the employment generating policies of the government. To satisfy this need, Sri Lanka Labour Force Survey was designed as a quarterly basis survey to measure the levels and trends of employment, unemployment and labour force in Sri Lanka. Thus the survey is repeated four times each year (in most years) since the first quarter of 1990.</p> <p>Key objectives of the survey</p> <ul style="list-style-type: none"> - To study the economically active / inactive population. - To analyze employment by major industry group and employment status. - To determine unemployment rates by level of education and by age group - To study the informal sector employment. - To determine the underemployment rates by sector and by major industries <p>In January 2006, significant improvements have been made to the survey schedule in such aspects as literacy, household economic activities, informal sector employment, underemployment etc. The survey covered all 25 districts in 2013.</p> | |
| Unit of Analysis | Individuals from the population aged 10 years or more |

| Scope & Coverage | |
|--|---------------------------|
| Topics | LABOUR AND EMPLOYMENT [3] |
| Countries | Sri Lanka |
| <p><u>Geographic Coverage</u></p> <p>National coverage.</p> | |
| <p><u>Universe</u></p> <p>Working age population (10 years and above) living in the non-institutional households in Sri Lanka</p> | |

| Producers & Sponsors | |
|--------------------------------|---|
| Primary Investigator(s) | Department of Census and Statistics, Ministry of Finance and Planning |

| Sampling |
|---|
| <p><u>Sampling Procedure</u></p> <p>2.1 Sampling plan and the sampling frame</p> <p>A two stage stratified sampling procedure was adopted to select a sample of 25,000 housing units to be enumerated in the survey. The master sampling frame prepared for 2012 - Census of Population and Housing was used as the sampling frame for the selection of sample for the Labour Force Survey 2013.</p> <p>2.2 Sample size</p> <p>The quarterly survey was conducted since 1990 using a sample of 2,000 housing units per quarter in areas other than North and East, and the sample size was increased to 4,000 housing units per quarter in 1996 and continued thereafter. However,</p> |

in 1992 and 1997, an annual sample of 20,000 housing units was selected to give reliable district level estimates. In 2004 again 20,000 housing units were selected for the survey. However, in order to provide district level estimates precisely, it was decided to use 20,000 - 25,000 housing units as the annual sample. As such, in 2013, the annual sample of 25,000 housing units was selected.

2.3 Sample Allocation

Allocation of 2,500 Primary Sampling Units (PSU's) for the Districts and sectors were done using the Neymann Allocation procedure. In other words, the allocation of PSU's to strata was disproportionate, designed to produce estimates of acceptable reliability for each area for which separate estimates were needed. Then The District sample was equally distributed among the 12 monthly rounds. Table 1 gives the sample distributions by District for year 2013.

Table 1: Sample allocation by District - 2013.

| District Units | Housing | District Units | Housing |
|----------------|---------|----------------|---------|
| Total | 25,000 | Mullaitivu | 360 |
| Colombo | 2,270 | Kilinochchi | 360 |
| Gampaha | 2,590 | Batticaloa | 860 |
| Kalutara | 1,250 | Ampara | 1,010 |
| Kandy | 2,150 | Trncomalee | 500 |
| Matale | 570 | Kurunegala | 2,100 |
| Nuwara-eliya | 590 | Puttalam | 680 |
| Galle | 1,300 | Anuradhapura | 670 |
| Matara | 1,200 | Polonnaruwa | 530 |
| Hambantota | 1,000 | Badulla | 890 |
| Jaffna | 600 | Moneragala | 460 |
| Mannar | 360 | Ratnapura | 1,180 |
| Vavuniya | 360 | Kegalle | 1,160 |

2.4 Selection of Primary Sampling Units (PSU)

Primary sampling units are the census blocks prepared for the Census of Population and Housing - 2012. The sample frame, which is a collection of all census blocks in the domain, was used for the selection of primary sampling units. A sample of 2,500 primary sampling units was selected from the sampling frame for the 2013 labour force survey.

2.5 Selection of Secondary Sampling Units (SSU)

Secondary Sampling Units are the housing units in the selected 2,500 primary sampling units (census blocks). From each primary sampling unit 10 housing units (SSU) were selected for the survey.

Data Collection

| | |
|-----------------------------|--------------------|
| Data Collection Mode | Face-to-face [f2f] |
|-----------------------------|--------------------|

Files Description

Dataset contains 15 file(s)

| General Information | |
|---------------------|-------|
| # Cases | 24649 |
| # Variable(s) | 20 |

| Personal Information | |
|----------------------|-------|
| # Cases | 79309 |
| # Variable(s) | 24 |

| Question 1 to 6 | |
|-----------------|-------|
| # Cases | 58889 |
| # Variable(s) | 19 |

| Question 7 to 14 | |
|------------------|-------|
| # Cases | 29821 |
| # Variable(s) | 19 |

| Question 15 to 19 | |
|-------------------|-------|
| # Cases | 25337 |
| # Variable(s) | 16 |

| Question 20 to 26 | |
|-------------------|-------|
| # Cases | 29812 |
| # Variable(s) | 17 |

| Question 27 to 33 | |
|-------------------|------|
| # Cases | 2726 |
| # Variable(s) | 18 |

| Question 34 to 39 | |
|-------------------|------|
| # Cases | 2735 |
| # Variable(s) | 17 |

| Question 40 to 44 | |
|-------------------|-------|
| # Cases | 29818 |

| | |
|---------------|----|
| # Variable(s) | 17 |
|---------------|----|

Question 45 to 46

| | |
|---------------|-------|
| # Cases | 29823 |
| # Variable(s) | 29 |

Question 47 to 50

| | |
|---------------|-------|
| # Cases | 29101 |
| # Variable(s) | 17 |

Question 51 to 56

| | |
|---------------|-------|
| # Cases | 27897 |
| # Variable(s) | 20 |

Question 57 to 61

| | |
|---------------|------|
| # Cases | 1469 |
| # Variable(s) | 16 |

Question 62 to 64

| | |
|---------------|-------|
| # Cases | 58386 |
| # Variable(s) | 21 |

WEIGHTS

| | |
|---------------|-------|
| # Cases | 24649 |
| # Variable(s) | 11 |

Variables List

Dataset contains 281 variable(s)

| File General Information | | | | | | | |
|--------------------------|--------------------------|----------|------------|-------------|-------|---------|----------|
| # | Name | Label | Type | Format | Valid | Invalid | Question |
| 1 | REC_TYPE | REC_TYPE | discrete | character-2 | 24649 | 0 | - |
| 2 | YEAR | YEAR | discrete | numeric.0 | 24649 | 0 | - |
| 3 | MONTH | MONTH | discrete | character-2 | 24649 | 0 | - |
| 4 | SECTOR | SECTOR | discrete | numeric.0 | 24649 | 0 | - |
| 5 | DISTRICT | DISTRICT | continuous | numeric.0 | 24649 | 0 | - |
| 6 | DS | DS | discrete | character-2 | 24649 | 0 | - |
| 7 | PSU | PSU | discrete | character-3 | 24649 | 0 | - |
| 8 | HUNO | HUNO | discrete | character-2 | 24649 | 0 | - |
| 9 | HHNO | HHNO | discrete | numeric.0 | 24649 | 0 | - |
| 10 | HHSERNO | HHSERNO | discrete | character-3 | 24649 | 0 | - |
| 11 | TEMP | TEMP | discrete | character-2 | 1 | 0 | - |
| 12 | RCODE1 | RCODE1 | discrete | numeric.0 | 24496 | 153 | - |
| 13 | RCODE2 | RCODE2 | discrete | numeric.0 | 5002 | 19647 | - |
| 14 | RCODE3 | RCODE3 | discrete | numeric.0 | 2132 | 22517 | - |
| 15 | TIME1 | TIME1 | discrete | character-2 | 19685 | 0 | - |
| 16 | TIME2 | TIME2 | discrete | character-2 | 2684 | 0 | - |
| 17 | TIME3 | TIME3 | discrete | character-2 | 728 | 0 | - |
| 18 | G4 | G4 | discrete | character-2 | 23183 | 0 | - |
| 19 | G5 | G5 | discrete | character-2 | 23144 | 0 | - |
| 20 | FCODE | FCODE | discrete | numeric.0 | 24649 | 0 | - |

| File Personal Information | | | | | | | |
|---------------------------|--------------------------|----------|------------|-------------|-------|---------|----------|
| # | Name | Label | Type | Format | Valid | Invalid | Question |
| 1 | REC_TYPE | REC_TYPE | discrete | character-2 | 79309 | 0 | - |
| 2 | YEAR | YEAR | discrete | numeric.0 | 79309 | 0 | - |
| 3 | MONTH | MONTH | discrete | character-2 | 79309 | 0 | - |
| 4 | SECTOR | SECTOR | discrete | numeric.0 | 79309 | 0 | - |
| 5 | DISTRICT | DISTRICT | continuous | numeric.0 | 79309 | 0 | - |
| 6 | DS | DS | discrete | character-2 | 79309 | 0 | - |
| 7 | PSU | PSU | discrete | character-3 | 79309 | 0 | - |
| 8 | HUNO | HUNO | discrete | character-2 | 79309 | 0 | - |
| 9 | HHNO | HHNO | discrete | numeric.0 | 79309 | 0 | - |
| 10 | HHSERNO | HHSERNO | discrete | character-3 | 79309 | 0 | - |
| 11 | P1 | P1 | discrete | character-2 | 79309 | 0 | - |
| 12 | P3 | P3 | discrete | numeric.0 | 79309 | 0 | - |
| 13 | P4 | P4 | discrete | numeric.0 | 79309 | 0 | - |

File Personal Information

| # | Name | Label | Type | Format | Valid | Invalid | Question |
|----|---------------------|-------|----------|-------------|-------|---------|----------|
| 14 | P5Y | P5Y | discrete | character-2 | 79309 | 0 | - |
| 15 | P5M | P5M | discrete | character-2 | 79309 | 0 | - |
| 16 | P6 | P6 | discrete | character-2 | 79309 | 0 | - |
| 17 | P7 | P7 | discrete | numeric.0 | 79309 | 0 | - |
| 18 | P8 | P8 | discrete | numeric.0 | 79309 | 0 | - |
| 19 | P9 | P9 | discrete | numeric.0 | 79309 | 0 | - |
| 20 | P10 | P10 | discrete | character-2 | 72789 | 0 | - |
| 21 | P11 | P11 | discrete | numeric.0 | 72789 | 6520 | - |
| 22 | P12 | P12 | discrete | numeric.0 | 65647 | 13662 | - |
| 23 | P13 | P13 | discrete | numeric.0 | 65647 | 13662 | - |
| 24 | P14 | P14 | discrete | numeric.0 | 65647 | 13662 | - |

File Question 1 to 6

| # | Name | Label | Type | Format | Valid | Invalid | Question |
|----|--------------------------|----------|------------|-------------|-------|---------|----------|
| 1 | REC_TYPE | REC_TYPE | discrete | character-2 | 58889 | 0 | - |
| 2 | YEAR | YEAR | discrete | numeric.0 | 58889 | 0 | - |
| 3 | MONTH | MONTH | discrete | character-2 | 58889 | 0 | - |
| 4 | SECTOR | SECTOR | discrete | numeric.0 | 58889 | 0 | - |
| 5 | DISTRICT | DISTRICT | continuous | numeric.0 | 58889 | 0 | - |
| 6 | DS | DS | discrete | character-2 | 58889 | 0 | - |
| 7 | PSU | PSU | discrete | character-3 | 58889 | 0 | - |
| 8 | HUNO | HUNO | discrete | character-2 | 58889 | 0 | - |
| 9 | HHNO | HHNO | discrete | numeric.0 | 58889 | 0 | - |
| 10 | HHSERNO | HHSERNO | discrete | character-3 | 58889 | 0 | - |
| 11 | Q1SERNO | Q1SERNO | discrete | character-2 | 58889 | 0 | - |
| 12 | Q2 | Q2 | discrete | numeric.0 | 58889 | 0 | - |
| 13 | Q3 | Q3 | discrete | numeric.0 | 28458 | 30431 | - |
| 14 | Q4 | Q4 | discrete | numeric.0 | 30431 | 28458 | - |
| 15 | Q5 | Q5 | discrete | numeric.0 | 1363 | 57526 | - |
| 16 | Q6A | Q6A | discrete | numeric.0 | 29068 | 29821 | - |
| 17 | Q6BHH1 | Q6BHH1 | discrete | character-2 | 2538 | 0 | - |
| 18 | Q6BHH2 | Q6BHH2 | discrete | character-2 | 963 | 0 | - |
| 19 | Q6BHH3 | Q6BHH3 | discrete | character-2 | 113 | 0 | - |

File Question 7 to 14

| # | Name | Label | Type | Format | Valid | Invalid | Question |
|---|--------------------------|----------|----------|-------------|-------|---------|----------|
| 1 | REC_TYPE | REC_TYPE | discrete | character-2 | 29821 | 0 | - |
| 2 | YEAR | YEAR | discrete | numeric.0 | 29821 | 0 | - |
| 3 | MONTH | MONTH | discrete | character-2 | 29821 | 0 | - |

File Question 7 to 14

| # | Name | Label | Type | Format | Valid | Invalid | Question |
|----|--------------------------|----------|------------|-------------|-------|---------|----------|
| 4 | SECTOR | SECTOR | discrete | numeric.0 | 29821 | 0 | - |
| 5 | DISTRICT | DISTRICT | continuous | numeric.0 | 29821 | 0 | - |
| 6 | DS | DS | discrete | character-2 | 29821 | 0 | - |
| 7 | PSU | PSU | discrete | character-3 | 29821 | 0 | - |
| 8 | HUNO | HUNO | discrete | character-2 | 29821 | 0 | - |
| 9 | HHNO | HHNO | discrete | numeric.0 | 29821 | 0 | - |
| 10 | HHSERNO | HHSERNO | discrete | character-3 | 29821 | 0 | - |
| 11 | Q7SERNO | Q7SERNO | discrete | character-2 | 29821 | 0 | - |
| 12 | Q7 | Q7 | discrete | character-4 | 29821 | 0 | - |
| 13 | Q8 | Q8 | discrete | character-5 | 29821 | 0 | - |
| 14 | Q9 | Q9 | discrete | numeric.0 | 29821 | 0 | - |
| 15 | Q10 | Q10 | discrete | numeric.0 | 16702 | 13119 | - |
| 16 | Q11 | Q11 | discrete | numeric.0 | 13785 | 16036 | - |
| 17 | Q12 | Q12 | discrete | numeric.0 | 13782 | 16039 | - |
| 18 | Q13 | Q13 | discrete | numeric.0 | 13773 | 16048 | - |
| 19 | Q14 | Q14 | discrete | numeric.0 | 13780 | 16041 | - |

File Question 15 to 19

| # | Name | Label | Type | Format | Valid | Invalid | Question |
|----|--------------------------|----------|------------|-------------|-------|---------|----------|
| 1 | REC_TYPE | REC_TYPE | discrete | character-2 | 25337 | 0 | - |
| 2 | YEAR | YEAR | discrete | numeric.0 | 25337 | 0 | - |
| 3 | MONTH | MONTH | discrete | character-2 | 25337 | 0 | - |
| 4 | SECTOR | SECTOR | discrete | numeric.0 | 25337 | 0 | - |
| 5 | DISTRICT | DISTRICT | continuous | numeric.0 | 25337 | 0 | - |
| 6 | DS | DS | discrete | character-2 | 25337 | 0 | - |
| 7 | PSU | PSU | discrete | character-3 | 25337 | 0 | - |
| 8 | HUNO | HUNO | discrete | character-2 | 25337 | 0 | - |
| 9 | HHNO | HHNO | discrete | numeric.0 | 25337 | 0 | - |
| 10 | HHSERNO | HHSERNO | discrete | character-3 | 25337 | 0 | - |
| 11 | Q15SERNO | Q15SERNO | discrete | character-2 | 25337 | 0 | - |
| 12 | Q15 | Q15 | discrete | numeric.0 | 25336 | 1 | - |
| 13 | Q16 | Q16 | discrete | numeric.0 | 25336 | 1 | - |
| 14 | Q17 | Q17 | discrete | numeric.0 | 25336 | 1 | - |
| 15 | Q18 | Q18 | discrete | numeric.0 | 24995 | 342 | - |
| 16 | Q19 | Q19 | discrete | numeric.0 | 24996 | 341 | - |

File Question 20 to 26

| # | Name | Label | Type | Format | Valid | Invalid | Question |
|---|--------------------------|----------|----------|-------------|-------|---------|----------|
| 1 | REC_TYPE | REC_TYPE | discrete | character-2 | 29812 | 0 | - |

File Question 20 to 26

| # | Name | Label | Type | Format | Valid | Invalid | Question |
|----|--------------------------|----------|------------|-------------|-------|---------|----------|
| 2 | YEAR | YEAR | discrete | numeric.0 | 29812 | 0 | - |
| 3 | MONTH | MONTH | discrete | character-2 | 29812 | 0 | - |
| 4 | SECTOR | SECTOR | discrete | numeric.0 | 29812 | 0 | - |
| 5 | DISTRICT | DISTRICT | continuous | numeric.0 | 29812 | 0 | - |
| 6 | DS | DS | discrete | character-2 | 29812 | 0 | - |
| 7 | PSU | PSU | discrete | character-3 | 29812 | 0 | - |
| 8 | HUNO | HUNO | discrete | character-2 | 29812 | 0 | - |
| 9 | HHNO | HHNO | discrete | numeric.0 | 29812 | 0 | - |
| 10 | HHSERNO | HHSERNO | discrete | character-3 | 29812 | 0 | - |
| 11 | Q20SERNO | Q20SERNO | discrete | character-2 | 29812 | 0 | - |
| 12 | Q20 | Q20 | discrete | character-2 | 29812 | 0 | - |
| 13 | Q21 | Q21 | discrete | character-2 | 29812 | 0 | - |
| 14 | Q23 | Q23 | discrete | numeric.0 | 7064 | 22748 | - |
| 15 | Q24 | Q24 | discrete | numeric.0 | 29805 | 7 | - |
| 16 | Q25 | Q25 | continuous | numeric.0 | 2726 | 27086 | - |
| 17 | Q26 | Q26 | discrete | character-5 | 2726 | 0 | - |

File Question 27 to 33

| # | Name | Label | Type | Format | Valid | Invalid | Question |
|----|--------------------------|----------|------------|-------------|-------|---------|----------|
| 1 | REC_TYPE | REC_TYPE | discrete | character-2 | 2726 | 0 | - |
| 2 | YEAR | YEAR | discrete | numeric.0 | 2726 | 0 | - |
| 3 | MONTH | MONTH | discrete | character-2 | 2726 | 0 | - |
| 4 | SECTOR | SECTOR | discrete | numeric.0 | 2726 | 0 | - |
| 5 | DISTRICT | DISTRICT | continuous | numeric.0 | 2726 | 0 | - |
| 6 | DS | DS | discrete | character-2 | 2726 | 0 | - |
| 7 | PSU | PSU | discrete | character-3 | 2726 | 0 | - |
| 8 | HUNO | HUNO | discrete | character-2 | 2726 | 0 | - |
| 9 | HHNO | HHNO | discrete | numeric.0 | 2726 | 0 | - |
| 10 | HHSERNO | HHSERNO | discrete | character-3 | 2726 | 0 | - |
| 11 | Q27SERNO | Q27SERNO | discrete | character-2 | 2726 | 0 | - |
| 12 | Q27 | Q27 | discrete | numeric.0 | 2726 | 0 | - |
| 13 | Q28 | Q28 | discrete | numeric.0 | 440 | 2286 | - |
| 14 | Q29 | Q29 | discrete | numeric.0 | 208 | 2518 | - |
| 15 | Q30 | Q30 | discrete | numeric.0 | 208 | 2518 | - |
| 16 | Q31 | Q31 | discrete | numeric.0 | 208 | 2518 | - |
| 17 | Q32 | Q32 | discrete | numeric.0 | 208 | 2518 | - |
| 18 | Q33 | Q33 | discrete | numeric.0 | 2714 | 12 | - |

File Question 34 to 39

| # | Name | Label | Type | Format | Valid | Invalid | Question |
|----|--------------------------|----------|------------|-------------|-------|---------|----------|
| 1 | REC_TYPE | REC_TYPE | discrete | character-2 | 2735 | 0 | - |
| 2 | YEAR | YEAR | discrete | numeric.0 | 2735 | 0 | - |
| 3 | MONTH | MONTH | discrete | character-2 | 2735 | 0 | - |
| 4 | SECTOR | SECTOR | discrete | numeric.0 | 2735 | 0 | - |
| 5 | DISTRICT | DISTRICT | continuous | numeric.0 | 2735 | 0 | - |
| 6 | DS | DS | discrete | character-2 | 2735 | 0 | - |
| 7 | PSU | PSU | discrete | character-3 | 2735 | 0 | - |
| 8 | HUNO | HUNO | discrete | character-2 | 2735 | 0 | - |
| 9 | HHNO | HHNO | discrete | numeric.0 | 2735 | 0 | - |
| 10 | HHSERNO | HHSERNO | discrete | character-3 | 2735 | 0 | - |
| 11 | Q34SERNO | Q34SERNO | discrete | character-2 | 2735 | 0 | - |
| 12 | Q34 | Q34 | discrete | numeric.0 | 2723 | 12 | - |
| 13 | Q35 | Q35 | discrete | numeric.0 | 2723 | 12 | - |
| 14 | Q36 | Q36 | discrete | numeric.0 | 2717 | 18 | - |
| 15 | Q37 | Q37 | discrete | numeric.0 | 2716 | 19 | - |
| 16 | Q38 | Q38 | discrete | character-2 | 2735 | 0 | - |
| 17 | Q39 | Q39 | discrete | character-2 | 2735 | 0 | - |

File Question 40 to 44

| # | Name | Label | Type | Format | Valid | Invalid | Question |
|----|--------------------------|----------|------------|-------------|-------|---------|----------|
| 1 | REC_TYPE | REC_TYPE | discrete | character-2 | 29818 | 0 | - |
| 2 | YEAR | YEAR | discrete | numeric.0 | 29818 | 0 | - |
| 3 | MONTH | MONTH | discrete | character-2 | 29818 | 0 | - |
| 4 | SECTOR | SECTOR | discrete | numeric.0 | 29818 | 0 | - |
| 5 | DISTRICT | DISTRICT | continuous | numeric.0 | 29818 | 0 | - |
| 6 | DS | DS | discrete | character-2 | 29818 | 0 | - |
| 7 | PSU | PSU | discrete | character-3 | 29818 | 0 | - |
| 8 | HUNO | HUNO | discrete | character-2 | 29818 | 0 | - |
| 9 | HHNO | HHNO | discrete | numeric.0 | 29818 | 0 | - |
| 10 | HHSERNO | HHSERNO | discrete | character-3 | 29818 | 0 | - |
| 11 | Q40SERNO | Q40SERNO | discrete | character-2 | 29818 | 0 | - |
| 12 | Q40A | Q40A | discrete | character-2 | 29818 | 0 | - |
| 13 | Q40B | Q40B | discrete | character-2 | 26587 | 0 | - |
| 14 | Q41 | Q41 | discrete | numeric.0 | 4336 | 25482 | - |
| 15 | Q42 | Q42 | discrete | numeric.0 | 1150 | 28668 | - |
| 16 | Q43 | Q43 | discrete | character-2 | 1089 | 0 | - |
| 17 | Q44 | Q44 | discrete | numeric.0 | 1091 | 28727 | - |

File Question 45 to 46

| # | Name | Label | Type | Format | Valid | Invalid | Question |
|----|---------------------|-------|----------|-------------|-------|---------|----------|
| 1 | V1 | V1 | discrete | character-8 | 29823 | 0 | - |
| 2 | V2 | V2 | discrete | character-4 | 29823 | 0 | - |
| 3 | V3 | V3 | discrete | character-5 | 29823 | 0 | - |
| 4 | V4 | V4 | discrete | character-6 | 29823 | 0 | - |
| 5 | V5 | V5 | discrete | character-8 | 29823 | 0 | - |
| 6 | V6 | V6 | discrete | character-2 | 29823 | 0 | - |
| 7 | V7 | V7 | discrete | character-3 | 29823 | 0 | - |
| 8 | V8 | V8 | discrete | character-4 | 29823 | 0 | - |
| 9 | V9 | V9 | discrete | character-4 | 29823 | 0 | - |
| 10 | V10 | V10 | discrete | character-7 | 29823 | 0 | - |
| 11 | V11 | V11 | discrete | character-8 | 29822 | 0 | - |
| 12 | V12 | V12 | discrete | character-3 | 29822 | 0 | - |
| 13 | V13 | V13 | discrete | character-6 | 10198 | 0 | - |
| 14 | V14 | V14 | discrete | character-6 | 1320 | 0 | - |
| 15 | V15 | V15 | discrete | character-6 | 496 | 0 | - |
| 16 | V16 | V16 | discrete | character-6 | 6423 | 0 | - |
| 17 | V17 | V17 | discrete | character-5 | 6443 | 0 | - |
| 18 | V18 | V18 | discrete | character-6 | 6423 | 0 | - |
| 19 | V19 | V19 | discrete | character-6 | 725 | 0 | - |
| 20 | V20 | V20 | discrete | character-6 | 10558 | 0 | - |
| 21 | V21 | V21 | discrete | character-3 | 29821 | 0 | - |
| 22 | V22 | V22 | discrete | character-6 | 106 | 0 | - |
| 23 | V23 | V23 | discrete | character-6 | 26 | 0 | - |
| 24 | V24 | V24 | discrete | character-6 | 28 | 0 | - |
| 25 | V25 | V25 | discrete | character-6 | 353 | 0 | - |
| 26 | V26 | V26 | discrete | character-5 | 352 | 0 | - |
| 27 | V27 | V27 | discrete | character-6 | 352 | 0 | - |
| 28 | V28 | V28 | discrete | character-6 | 57 | 0 | - |
| 29 | V29 | V29 | discrete | character-6 | 1838 | 0 | - |

File Question 47 to 50

| # | Name | Label | Type | Format | Valid | Invalid | Question |
|---|--------------------------|----------|------------|-------------|-------|---------|----------|
| 1 | REC_TYPE | REC_TYPE | discrete | numeric.0 | 29101 | 0 | - |
| 2 | YEAR | YEAR | discrete | numeric.0 | 29101 | 0 | - |
| 3 | MONTH | MONTH | discrete | character-2 | 29101 | 0 | - |
| 4 | SECTOR | SECTOR | discrete | numeric.0 | 29101 | 0 | - |
| 5 | DISTRICT | DISTRICT | continuous | numeric.0 | 29101 | 0 | - |
| 6 | DS | DS | discrete | character-2 | 29101 | 0 | - |
| 7 | PSU | PSU | discrete | character-3 | 29101 | 0 | - |

File Question 47 to 50

| # | Name | Label | Type | Format | Valid | Invalid | Question |
|----|--------------------------|----------|----------|-------------|-------|---------|----------|
| 8 | HUNO | HUNO | discrete | character-2 | 29101 | 0 | - |
| 9 | HHNO | HHNO | discrete | numeric.0 | 29101 | 0 | - |
| 10 | HHSERNO | HHSERNO | discrete | character-3 | 29101 | 0 | - |
| 11 | Q47SERNO | Q47SERNO | discrete | character-2 | 29095 | 0 | - |
| 12 | Q47 | Q47 | discrete | numeric.0 | 29093 | 8 | - |
| 13 | Q48 | Q48 | discrete | numeric.0 | 2692 | 26409 | - |
| 14 | Q49A | Q49A | discrete | numeric.0 | 1430 | 27671 | - |
| 15 | Q49B | Q49B | discrete | numeric.0 | 459 | 28642 | - |
| 16 | Q49C | Q49C | discrete | numeric.0 | 228 | 28873 | - |
| 17 | Q50 | Q50 | discrete | numeric.0 | 1262 | 27839 | - |

File Question 51 to 56

| # | Name | Label | Type | Format | Valid | Invalid | Question |
|----|--------------------------|----------|------------|-------------|-------|---------|----------|
| 1 | REC_TYPE | REC_TYPE | discrete | numeric.0 | 27897 | 0 | - |
| 2 | YEAR | YEAR | discrete | numeric.0 | 27897 | 0 | - |
| 3 | MONTH | MONTH | discrete | character-2 | 27897 | 0 | - |
| 4 | SECTOR | SECTOR | discrete | numeric.0 | 27897 | 0 | - |
| 5 | DISTRICT | DISTRICT | continuous | numeric.0 | 27897 | 0 | - |
| 6 | DS | DS | discrete | character-2 | 27897 | 0 | - |
| 7 | PSU | PSU | discrete | character-3 | 27897 | 0 | - |
| 8 | HUNO | HUNO | discrete | character-2 | 27897 | 0 | - |
| 9 | HHNO | HHNO | discrete | numeric.0 | 27897 | 0 | - |
| 10 | HHSERNO | HHSERNO | discrete | character-3 | 27897 | 0 | - |
| 11 | Q51SERNO | Q51SERNO | discrete | character-2 | 27894 | 0 | - |
| 12 | Q51 | Q51 | discrete | numeric.0 | 1914 | 25983 | - |
| 13 | Q52 | Q52 | discrete | numeric.0 | 26404 | 1493 | - |
| 14 | Q53 | Q53 | discrete | numeric.0 | 1487 | 26410 | - |
| 15 | Q54 | Q54 | discrete | numeric.0 | 957 | 26940 | - |
| 16 | Q55A | Q55A | discrete | numeric.0 | 180 | 27717 | - |
| 17 | Q55B1 | Q55B1 | discrete | numeric.0 | 151 | 27746 | - |
| 18 | Q55B2 | Q55B2 | discrete | numeric.0 | 59 | 27838 | - |
| 19 | Q55B3 | Q55B3 | discrete | numeric.0 | 31 | 27866 | - |
| 20 | Q56 | Q56 | discrete | character-4 | 1145 | 0 | - |

File Question 57 to 61

| # | Name | Label | Type | Format | Valid | Invalid | Question |
|---|--------------------------|----------|----------|-------------|-------|---------|----------|
| 1 | REC_TYPE | REC_TYPE | discrete | numeric.0 | 1469 | 0 | - |
| 2 | YEAR | YEAR | discrete | numeric.0 | 1469 | 0 | - |
| 3 | MONTH | MONTH | discrete | character-2 | 1469 | 0 | - |

File Question 57 to 61

| # | Name | Label | Type | Format | Valid | Invalid | Question |
|----|--------------------------|----------|------------|-------------|-------|---------|----------|
| 4 | SECTOR | SECTOR | discrete | numeric.0 | 1469 | 0 | - |
| 5 | DISTRICT | DISTRICT | continuous | numeric.0 | 1469 | 0 | - |
| 6 | DS | DS | discrete | character-2 | 1469 | 0 | - |
| 7 | PSU | PSU | discrete | character-3 | 1469 | 0 | - |
| 8 | HUNO | HUNO | discrete | character-2 | 1469 | 0 | - |
| 9 | HHNO | HHNO | discrete | numeric.0 | 1469 | 0 | - |
| 10 | HHSERNO | HHSERNO | discrete | character-3 | 1469 | 0 | - |
| 11 | Q57SERNO | Q57SERNO | discrete | character-2 | 1468 | 0 | - |
| 12 | Q57 | Q57 | discrete | character-6 | 1469 | 0 | - |
| 13 | Q58 | Q58 | discrete | numeric.0 | 1469 | 0 | - |
| 14 | Q59 | Q59 | discrete | numeric.0 | 1469 | 0 | - |
| 15 | Q60 | Q60 | discrete | character-4 | 500 | 0 | - |
| 16 | Q61 | Q61 | discrete | numeric.0 | 500 | 969 | - |

File Question 62 to 64

| # | Name | Label | Type | Format | Valid | Invalid | Question |
|----|--------------------------|----------|------------|-------------|-------|---------|----------|
| 1 | REC_TYPE | REC_TYPE | discrete | numeric.0 | 58386 | 0 | - |
| 2 | YEAR | YEAR | discrete | numeric.0 | 58386 | 0 | - |
| 3 | MONTH | MONTH | discrete | character-2 | 58386 | 0 | - |
| 4 | SECTOR | SECTOR | discrete | numeric.0 | 58386 | 0 | - |
| 5 | DISTRICT | DISTRICT | continuous | numeric.0 | 58386 | 0 | - |
| 6 | DS | DS | discrete | character-2 | 58386 | 0 | - |
| 7 | PSU | PSU | discrete | character-3 | 58386 | 0 | - |
| 8 | HUNO | HUNO | discrete | character-2 | 58386 | 0 | - |
| 9 | HHNO | HHNO | discrete | numeric.0 | 58386 | 0 | - |
| 10 | HHSERNO | HHSERNO | discrete | character-3 | 58386 | 0 | - |
| 11 | Q62SERNO | Q62SERNO | discrete | character-2 | 58378 | 0 | - |
| 12 | Q62 | Q62 | discrete | numeric.0 | 58372 | 14 | - |
| 13 | Q63A2 | Q63A2 | discrete | character-3 | 6006 | 0 | - |
| 14 | Q63A3 | Q63A3 | discrete | numeric.0 | 6022 | 52364 | - |
| 15 | Q63A4 | Q63A4 | discrete | character-2 | 6006 | 0 | - |
| 16 | Q63A5 | Q63A5 | discrete | character-2 | 5998 | 0 | - |
| 17 | Q63B2 | Q63B2 | discrete | character-3 | 802 | 0 | - |
| 18 | Q63B3 | Q63B3 | discrete | numeric.0 | 815 | 57571 | - |
| 19 | Q63B4 | Q63B4 | discrete | character-2 | 802 | 0 | - |
| 20 | Q63B5 | Q63B5 | discrete | character-2 | 737 | 0 | - |
| 21 | Q64 | Q64 | discrete | numeric.0 | 52382 | 6004 | - |

| File WEIGHTS | | | | | | | |
|--------------|--------------------------|----------|------------|-----------|-------|---------|----------|
| # | Name | Label | Type | Format | Valid | Invalid | Question |
| 1 | rec_type | rec_type | discrete | numeric.0 | 24649 | 0 | - |
| 2 | year | year | discrete | numeric.0 | 24649 | 0 | - |
| 3 | month | month | discrete | numeric.0 | 24649 | 0 | - |
| 4 | sector | sector | discrete | numeric.0 | 24649 | 0 | - |
| 5 | district | district | continuous | numeric.0 | 24649 | 0 | - |
| 6 | ds | ds | continuous | numeric.0 | 24649 | 0 | - |
| 7 | psu | psu | continuous | numeric.0 | 24649 | 0 | - |
| 8 | huno | huno | discrete | numeric.0 | 24649 | 0 | - |
| 9 | hhno | hhno | discrete | numeric.0 | 24649 | 0 | - |
| 10 | hhserno | hhserno | continuous | numeric.0 | 24649 | 0 | - |
| 11 | Weight | Weight | continuous | numeric.2 | 24649 | 0 | - |

Variables Description

Dataset contains 281 variable(s)

| File : General Information | | | | |
|---|-------|--|-------------|--------|
| # REC_TYPE: REC_TYPE | | | | |
| Information | | [Type= discrete] [Format=character] [Missing=*] | | |
| Statistics [NW/ W] | | [Valid=24649 /-] [Invalid=0 /-] | | |
| Value | Label | Cases | Percentage | |
| 01 | | 24649 | <div></div> | 100.0% |
| Warning: these figures indicate the number of cases found in the data file. They cannot be interpreted as summary statistics of the population of interest. | | | | |
| # YEAR: YEAR | | | | |
| Information | | [Type= discrete] [Format=numeric] [Range= 2013-2013] [Missing=*] | | |
| Statistics [NW/ W] | | [Valid=24649 /-] [Invalid=0 /-] | | |
| Value | Label | Cases | Percentage | |
| 2013 | | 24649 | <div></div> | 100.0% |
| Warning: these figures indicate the number of cases found in the data file. They cannot be interpreted as summary statistics of the population of interest. | | | | |
| # MONTH: MONTH | | | | |
| Information | | [Type= discrete] [Format=character] [Missing=*] | | |
| Statistics [NW/ W] | | [Valid=24649 /-] [Invalid=0 /-] | | |
| Value | Label | Cases | Percentage | |
| 01 | | 2031 | <div></div> | 8.2% |
| 02 | | 2071 | <div></div> | 8.4% |
| 03 | | 2048 | <div></div> | 8.3% |
| 04 | | 2091 | <div></div> | 8.5% |
| 05 | | 2050 | <div></div> | 8.3% |
| 06 | | 2091 | <div></div> | 8.5% |
| 07 | | 2064 | <div></div> | 8.4% |
| 08 | | 2070 | <div></div> | 8.4% |
| 09 | | 2054 | <div></div> | 8.3% |
| 10 | | 2078 | <div></div> | 8.4% |
| 11 | | 1957 | <div></div> | 7.9% |
| 12 | | 2044 | <div></div> | 8.3% |
| Warning: these figures indicate the number of cases found in the data file. They cannot be interpreted as summary statistics of the population of interest. | | | | |
| # SECTOR: SECTOR | | | | |
| Information | | [Type= discrete] [Format=numeric] [Range= 1-3] [Missing=*] | | |
| Statistics [NW/ W] | | [Valid=24649 /-] [Invalid=0 /-] | | |
| Value | Label | Cases | Percentage | |
| 1 | | 4093 | <div></div> | 16.6% |
| 2 | | 19591 | <div></div> | 79.5% |
| 3 | | 965 | <div></div> | 3.9% |
| Warning: these figures indicate the number of cases found in the data file. They cannot be interpreted as summary statistics of the population of interest. | | | | |
| # DISTRICT: DISTRICT | | | | |
| Information | | [Type= continuous] [Format=numeric] [Range= 11-92] [Missing=*] | | |
| Statistics [NW/ W] | | [Valid=24649 /-] [Invalid=0 /-] [Mean=41.81 /-] [StdDev=26.492 /-] | | |
| # DS: DS | | | | |
| Information | | [Type= discrete] [Format=character] [Missing=*] | | |

File : General Information

DS: DS

Statistics [NW/ W] [Valid=24649 /-] [Invalid=0 /-]

| Value | Label | Cases | Percentage |
|-------|-------|-------|------------|
| 03 | | 1932 | 7.8% |
| 04 | | 10 | 0.0% |
| 05 | | 20 | 0.1% |
| 06 | | 1875 | 7.6% |
| 09 | | 1968 | 8.0% |
| 10 | | 132 | 0.5% |
| 11 | | 130 | 0.5% |
| 12 | | 1932 | 7.8% |
| 13 | | 10 | 0.0% |
| 15 | | 1695 | 6.9% |
| 16 | | 30 | 0.1% |
| 18 | | 1355 | 5.5% |
| 19 | | 30 | 0.1% |
| 20 | | 10 | 0.0% |
| 21 | | 1396 | 5.7% |
| 22 | | 20 | 0.1% |
| 24 | | 1356 | 5.5% |
| 25 | | 100 | 0.4% |
| 27 | | 1476 | 6.0% |
| 30 | | 1437 | 5.8% |
| 31 | | 201 | 0.8% |
| 33 | | 1407 | 5.7% |
| 34 | | 200 | 0.8% |
| 35 | | 30 | 0.1% |
| 36 | | 1170 | 4.7% |
| 37 | | 70 | 0.3% |
| 38 | | 100 | 0.4% |
| 39 | | 932 | 3.8% |
| 40 | | 40 | 0.2% |
| 41 | | 60 | 0.2% |
| 42 | | 651 | 2.6% |
| 45 | | 505 | 2.0% |
| 48 | | 541 | 2.2% |
| 49 | | 50 | 0.2% |
| 51 | | 320 | 1.3% |
| 54 | | 313 | 1.3% |
| 57 | | 171 | 0.7% |
| 60 | | 131 | 0.5% |
| 63 | | 142 | 0.6% |
| 66 | | 70 | 0.3% |
| 69 | | 70 | 0.3% |
| 72 | | 110 | 0.4% |

File : General Information

DS: DS

| Value | Label | Cases | Percentage |
|-------|-------|-------|------------|
| 75 | | 70 | 0.3% |
| 78 | | 150 | 0.6% |
| 81 | | 70 | 0.3% |
| 84 | | 81 | 0.3% |
| 87 | | 80 | 0.3% |

Warning: these figures indicate the number of cases found in the data file. They cannot be interpreted as summary statistics of the population of interest.

PSU: PSU

| | |
|--------------------|---|
| Information | [Type= discrete] [Format=character] [Missing=*] |
| Statistics [NW/ W] | [Valid=24649 /-] [Invalid=0 /-] |

| Value | Label | Cases | Percentage |
|-------|-------|-------|------------|
| 001 | | 251 | 1.0% |
| 002 | | 242 | 1.0% |
| 003 | | 221 | 0.9% |
| 004 | | 251 | 1.0% |
| 005 | | 231 | 0.9% |
| 006 | | 254 | 1.0% |
| 007 | | 253 | 1.0% |
| 008 | | 252 | 1.0% |
| 009 | | 251 | 1.0% |
| 010 | | 250 | 1.0% |
| 011 | | 254 | 1.0% |
| 012 | | 230 | 0.9% |
| 013 | | 251 | 1.0% |
| 014 | | 248 | 1.0% |
| 015 | | 230 | 0.9% |
| 016 | | 240 | 1.0% |
| 017 | | 252 | 1.0% |
| 018 | | 240 | 1.0% |
| 019 | | 231 | 0.9% |
| 020 | | 253 | 1.0% |
| 021 | | 250 | 1.0% |
| 022 | | 250 | 1.0% |
| 023 | | 251 | 1.0% |
| 024 | | 250 | 1.0% |
| 025 | | 250 | 1.0% |
| 026 | | 253 | 1.0% |
| 027 | | 253 | 1.0% |
| 028 | | 241 | 1.0% |
| 029 | | 251 | 1.0% |
| 030 | | 240 | 1.0% |
| 031 | | 240 | 1.0% |
| 032 | | 240 | 1.0% |
| 033 | | 253 | 1.0% |

File : General Information

PSU: PSU

| Value | Label | Cases | Percentage |
|-------|-------|-------|------------|
| 034 | | 253 | 1.0% |
| 035 | | 251 | 1.0% |
| 036 | | 240 | 1.0% |
| 037 | | 202 | 0.8% |
| 038 | | 181 | 0.7% |
| 039 | | 210 | 0.9% |
| 040 | | 211 | 0.9% |
| 041 | | 212 | 0.9% |
| 042 | | 191 | 0.8% |
| 043 | | 200 | 0.8% |
| 044 | | 201 | 0.8% |
| 045 | | 211 | 0.9% |
| 046 | | 210 | 0.9% |
| 047 | | 199 | 0.8% |
| 048 | | 201 | 0.8% |
| 049 | | 201 | 0.8% |
| 050 | | 200 | 0.8% |
| 051 | | 190 | 0.8% |
| 052 | | 180 | 0.7% |
| 053 | | 180 | 0.7% |
| 054 | | 180 | 0.7% |
| 055 | | 180 | 0.7% |
| 056 | | 170 | 0.7% |
| 057 | | 172 | 0.7% |
| 058 | | 170 | 0.7% |
| 059 | | 172 | 0.7% |
| 060 | | 160 | 0.6% |
| 061 | | 150 | 0.6% |
| 062 | | 150 | 0.6% |
| 063 | | 140 | 0.6% |
| 064 | | 150 | 0.6% |
| 065 | | 150 | 0.6% |
| 066 | | 150 | 0.6% |
| 067 | | 150 | 0.6% |
| 068 | | 130 | 0.5% |
| 069 | | 132 | 0.5% |
| 070 | | 130 | 0.5% |
| 071 | | 130 | 0.5% |
| 072 | | 130 | 0.5% |
| 073 | | 130 | 0.5% |
| 074 | | 120 | 0.5% |
| 075 | | 130 | 0.5% |
| 076 | | 131 | 0.5% |

File : General Information

PSU: PSU

| Value | Label | Cases | Percentage |
|-------|-------|-------|------------|
| 077 | | 130 | 0.5% |
| 078 | | 130 | 0.5% |
| 079 | | 131 | 0.5% |
| 080 | | 131 | 0.5% |
| 081 | | 131 | 0.5% |
| 082 | | 130 | 0.5% |
| 083 | | 131 | 0.5% |
| 084 | | 131 | 0.5% |
| 085 | | 120 | 0.5% |
| 086 | | 120 | 0.5% |
| 087 | | 120 | 0.5% |
| 088 | | 120 | 0.5% |
| 089 | | 120 | 0.5% |
| 090 | | 110 | 0.4% |
| 091 | | 100 | 0.4% |
| 092 | | 110 | 0.4% |
| 093 | | 110 | 0.4% |
| 094 | | 111 | 0.5% |
| 095 | | 110 | 0.4% |
| 096 | | 111 | 0.5% |
| 097 | | 110 | 0.4% |
| 098 | | 110 | 0.4% |
| 099 | | 110 | 0.4% |
| 100 | | 110 | 0.4% |
| 101 | | 100 | 0.4% |
| 102 | | 90 | 0.4% |
| 103 | | 90 | 0.4% |
| 104 | | 82 | 0.3% |
| 105 | | 90 | 0.4% |
| 106 | | 90 | 0.4% |
| 107 | | 91 | 0.4% |
| 108 | | 80 | 0.3% |
| 109 | | 90 | 0.4% |
| 110 | | 89 | 0.4% |
| 111 | | 80 | 0.3% |
| 112 | | 91 | 0.4% |
| 113 | | 90 | 0.4% |
| 114 | | 92 | 0.4% |
| 115 | | 90 | 0.4% |
| 116 | | 90 | 0.4% |
| 117 | | 80 | 0.3% |
| 118 | | 80 | 0.3% |
| 119 | | 70 | 0.3% |

File : General Information

PSU: PSU

| Value | Label | Cases | Percentage |
|-------|-------|-------|------------------|
| 120 | | 70 | <div></div> 0.3% |
| 121 | | 60 | <div></div> 0.2% |
| 122 | | 60 | <div></div> 0.2% |
| 123 | | 60 | <div></div> 0.2% |
| 124 | | 61 | <div></div> 0.2% |
| 125 | | 60 | <div></div> 0.2% |
| 126 | | 50 | <div></div> 0.2% |
| 127 | | 50 | <div></div> 0.2% |
| 128 | | 50 | <div></div> 0.2% |
| 129 | | 50 | <div></div> 0.2% |
| 130 | | 50 | <div></div> 0.2% |
| 131 | | 41 | <div></div> 0.2% |
| 132 | | 41 | <div></div> 0.2% |
| 133 | | 40 | <div></div> 0.2% |
| 134 | | 40 | <div></div> 0.2% |
| 135 | | 40 | <div></div> 0.2% |
| 136 | | 40 | <div></div> 0.2% |
| 137 | | 40 | <div></div> 0.2% |
| 138 | | 30 | <div></div> 0.1% |
| 139 | | 40 | <div></div> 0.2% |
| 140 | | 40 | <div></div> 0.2% |
| 141 | | 40 | <div></div> 0.2% |
| 142 | | 41 | <div></div> 0.2% |
| 143 | | 40 | <div></div> 0.2% |
| 144 | | 40 | <div></div> 0.2% |
| 145 | | 43 | <div></div> 0.2% |
| 146 | | 40 | <div></div> 0.2% |
| 147 | | 40 | <div></div> 0.2% |
| 148 | | 40 | <div></div> 0.2% |
| 149 | | 40 | <div></div> 0.2% |
| 150 | | 43 | <div></div> 0.2% |
| 151 | | 41 | <div></div> 0.2% |
| 152 | | 40 | <div></div> 0.2% |
| 153 | | 40 | <div></div> 0.2% |
| 154 | | 40 | <div></div> 0.2% |
| 155 | | 41 | <div></div> 0.2% |
| 156 | | 40 | <div></div> 0.2% |
| 157 | | 40 | <div></div> 0.2% |
| 158 | | 40 | <div></div> 0.2% |
| 159 | | 40 | <div></div> 0.2% |
| 160 | | 40 | <div></div> 0.2% |
| 161 | | 40 | <div></div> 0.2% |
| 162 | | 40 | <div></div> 0.2% |

File : General Information

PSU: PSU

| Value | Label | Cases | Percentage | |
|-------|-------|-------|-------------|------|
| 163 | | 40 | <div></div> | 0.2% |
| 164 | | 40 | <div></div> | 0.2% |
| 165 | | 40 | <div></div> | 0.2% |
| 166 | | 40 | <div></div> | 0.2% |
| 167 | | 41 | <div></div> | 0.2% |
| 168 | | 40 | <div></div> | 0.2% |
| 169 | | 40 | <div></div> | 0.2% |
| 170 | | 41 | <div></div> | 0.2% |
| 171 | | 40 | <div></div> | 0.2% |
| 172 | | 40 | <div></div> | 0.2% |
| 173 | | 40 | <div></div> | 0.2% |
| 174 | | 40 | <div></div> | 0.2% |
| 175 | | 40 | <div></div> | 0.2% |
| 176 | | 40 | <div></div> | 0.2% |
| 177 | | 40 | <div></div> | 0.2% |
| 178 | | 40 | <div></div> | 0.2% |
| 179 | | 40 | <div></div> | 0.2% |
| 180 | | 40 | <div></div> | 0.2% |
| 181 | | 40 | <div></div> | 0.2% |
| 182 | | 40 | <div></div> | 0.2% |
| 183 | | 40 | <div></div> | 0.2% |
| 184 | | 40 | <div></div> | 0.2% |
| 185 | | 41 | <div></div> | 0.2% |
| 186 | | 40 | <div></div> | 0.2% |
| 187 | | 40 | <div></div> | 0.2% |
| 188 | | 40 | <div></div> | 0.2% |
| 189 | | 42 | <div></div> | 0.2% |
| 190 | | 40 | <div></div> | 0.2% |
| 191 | | 40 | <div></div> | 0.2% |
| 192 | | 40 | <div></div> | 0.2% |
| 193 | | 40 | <div></div> | 0.2% |
| 194 | | 40 | <div></div> | 0.2% |
| 195 | | 40 | <div></div> | 0.2% |
| 196 | | 40 | <div></div> | 0.2% |
| 197 | | 41 | <div></div> | 0.2% |
| 198 | | 40 | <div></div> | 0.2% |
| 199 | | 30 | <div></div> | 0.1% |
| 200 | | 40 | <div></div> | 0.2% |
| 201 | | 40 | <div></div> | 0.2% |
| 202 | | 41 | <div></div> | 0.2% |
| 203 | | 40 | <div></div> | 0.2% |
| 204 | | 40 | <div></div> | 0.2% |
| 205 | | 40 | <div></div> | 0.2% |

File : General Information

PSU: PSU

| Value | Label | Cases | Percentage |
|-------|-------|-------|------------------|
| 206 | | 40 | <div></div> 0.2% |
| 207 | | 40 | <div></div> 0.2% |
| 208 | | 40 | <div></div> 0.2% |
| 209 | | 40 | <div></div> 0.2% |
| 210 | | 40 | <div></div> 0.2% |
| 211 | | 30 | <div></div> 0.1% |
| 212 | | 30 | <div></div> 0.1% |
| 213 | | 29 | <div></div> 0.1% |
| 214 | | 31 | <div></div> 0.1% |
| 215 | | 30 | <div></div> 0.1% |
| 216 | | 20 | <div></div> 0.1% |
| 217 | | 10 | <div></div> 0.0% |
| 218 | | 20 | <div></div> 0.1% |
| 219 | | 20 | <div></div> 0.1% |
| 220 | | 20 | <div></div> 0.1% |
| 221 | | 20 | <div></div> 0.1% |
| 222 | | 20 | <div></div> 0.1% |
| 223 | | 20 | <div></div> 0.1% |
| 224 | | 20 | <div></div> 0.1% |
| 225 | | 20 | <div></div> 0.1% |
| 226 | | 20 | <div></div> 0.1% |
| 227 | | 20 | <div></div> 0.1% |
| 228 | | 10 | <div></div> 0.0% |
| 229 | | 10 | <div></div> 0.0% |
| 230 | | 10 | <div></div> 0.0% |
| 231 | | 10 | <div></div> 0.0% |
| 232 | | 10 | <div></div> 0.0% |
| 233 | | 10 | <div></div> 0.0% |
| 234 | | 10 | <div></div> 0.0% |
| 235 | | 10 | <div></div> 0.0% |
| 236 | | 10 | <div></div> 0.0% |
| 237 | | 10 | <div></div> 0.0% |
| 238 | | 10 | <div></div> 0.0% |
| 239 | | 10 | <div></div> 0.0% |
| 240 | | 10 | <div></div> 0.0% |
| 241 | | 10 | <div></div> 0.0% |
| 242 | | 10 | <div></div> 0.0% |
| 243 | | 10 | <div></div> 0.0% |
| 244 | | 10 | <div></div> 0.0% |
| 245 | | 10 | <div></div> 0.0% |
| 246 | | 10 | <div></div> 0.0% |
| 247 | | 10 | <div></div> 0.0% |
| 248 | | 10 | <div></div> 0.0% |

File : General Information

PSU: PSU

| Value | Label | Cases | Percentage |
|-------|-------|-------|------------------|
| 249 | | 10 | <div></div> 0.0% |
| 250 | | 10 | <div></div> 0.0% |
| 252 | | 10 | <div></div> 0.0% |
| 253 | | 10 | <div></div> 0.0% |
| 254 | | 10 | <div></div> 0.0% |
| 255 | | 10 | <div></div> 0.0% |
| 256 | | 10 | <div></div> 0.0% |
| 257 | | 10 | <div></div> 0.0% |
| 258 | | 10 | <div></div> 0.0% |
| 259 | | 10 | <div></div> 0.0% |

Warning: these figures indicate the number of cases found in the data file. They cannot be interpreted as summary statistics of the population of interest.

HUNO: HUNO

| | |
|--------------------|---|
| Information | [Type= discrete] [Format=character] [Missing=*] |
| Statistics [NW/ W] | [Valid=24649 /-] [Invalid=0 /-] |

| Value | Label | Cases | Percentage |
|-------|-------|-------|-------------------|
| 01 | | 2489 | <div></div> 10.1% |
| 02 | | 2463 | <div></div> 10.0% |
| 03 | | 2464 | <div></div> 10.0% |
| 04 | | 2457 | <div></div> 10.0% |
| 05 | | 2459 | <div></div> 10.0% |
| 06 | | 2464 | <div></div> 10.0% |
| 07 | | 2463 | <div></div> 10.0% |
| 08 | | 2466 | <div></div> 10.0% |
| 09 | | 2466 | <div></div> 10.0% |
| 10 | | 2458 | <div></div> 10.0% |

Warning: these figures indicate the number of cases found in the data file. They cannot be interpreted as summary statistics of the population of interest.

HHNO: HHNO

| | |
|--------------------|--|
| Information | [Type= discrete] [Format=numeric] [Range= 1-4] [Missing=*] |
| Statistics [NW/ W] | [Valid=24649 /-] [Invalid=0 /-] |

| Value | Label | Cases | Percentage |
|-------|-------|-------|-------------------|
| 1 | | 24547 | <div></div> 99.6% |
| 2 | | 95 | <div></div> 0.4% |
| 3 | | 4 | <div></div> 0.0% |
| 4 | | 3 | <div></div> 0.0% |

Warning: these figures indicate the number of cases found in the data file. They cannot be interpreted as summary statistics of the population of interest.

HHSENO: HHSENO

| | |
|--------------------|---|
| Information | [Type= discrete] [Format=character] [Missing=*] |
| Statistics [NW/ W] | [Valid=24649 /-] [Invalid=0 /-] |

| Value | Label | Cases | Percentage |
|-------|-------|-------|------------------|
| 001 | | 313 | <div></div> 1.3% |
| 002 | | 317 | <div></div> 1.3% |

File : General Information

HHSERNO: HHSERNO

| Value | Label | Cases | Percentage |
|-------|-------|-------|------------|
| 003 | | 315 | 1.3% |
| 004 | | 315 | 1.3% |
| 005 | | 315 | 1.3% |
| 006 | | 316 | 1.3% |
| 007 | | 316 | 1.3% |
| 008 | | 317 | 1.3% |
| 009 | | 315 | 1.3% |
| 010 | | 317 | 1.3% |
| 011 | | 308 | 1.2% |
| 012 | | 308 | 1.2% |
| 013 | | 308 | 1.2% |
| 014 | | 307 | 1.2% |
| 015 | | 307 | 1.2% |
| 016 | | 307 | 1.2% |
| 017 | | 307 | 1.2% |
| 018 | | 306 | 1.2% |
| 019 | | 307 | 1.2% |
| 020 | | 307 | 1.2% |
| 021 | | 295 | 1.2% |
| 022 | | 292 | 1.2% |
| 023 | | 293 | 1.2% |
| 024 | | 294 | 1.2% |
| 025 | | 292 | 1.2% |
| 026 | | 293 | 1.2% |
| 027 | | 292 | 1.2% |
| 028 | | 291 | 1.2% |
| 029 | | 293 | 1.2% |
| 030 | | 293 | 1.2% |
| 031 | | 255 | 1.0% |
| 032 | | 246 | 1.0% |
| 033 | | 250 | 1.0% |
| 034 | | 247 | 1.0% |
| 035 | | 248 | 1.0% |
| 036 | | 248 | 1.0% |
| 037 | | 248 | 1.0% |
| 038 | | 249 | 1.0% |
| 039 | | 248 | 1.0% |
| 040 | | 247 | 1.0% |
| 041 | | 217 | 0.9% |
| 042 | | 213 | 0.9% |
| 043 | | 212 | 0.9% |
| 044 | | 212 | 0.9% |
| 045 | | 212 | 0.9% |

File : General Information

HHSERNO: HHSERNO

| Value | Label | Cases | Percentage |
|-------|-------|-------|------------|
| 046 | | 212 | 0.9% |
| 047 | | 212 | 0.9% |
| 048 | | 212 | 0.9% |
| 049 | | 212 | 0.9% |
| 050 | | 211 | 0.9% |
| 051 | | 170 | 0.7% |
| 052 | | 165 | 0.7% |
| 053 | | 165 | 0.7% |
| 054 | | 164 | 0.7% |
| 055 | | 164 | 0.7% |
| 056 | | 164 | 0.7% |
| 057 | | 164 | 0.7% |
| 058 | | 165 | 0.7% |
| 059 | | 164 | 0.7% |
| 060 | | 164 | 0.7% |
| 061 | | 147 | 0.6% |
| 062 | | 145 | 0.6% |
| 063 | | 143 | 0.6% |
| 064 | | 143 | 0.6% |
| 065 | | 142 | 0.6% |
| 066 | | 142 | 0.6% |
| 067 | | 142 | 0.6% |
| 068 | | 143 | 0.6% |
| 069 | | 143 | 0.6% |
| 070 | | 144 | 0.6% |
| 071 | | 128 | 0.5% |
| 072 | | 128 | 0.5% |
| 073 | | 127 | 0.5% |
| 074 | | 127 | 0.5% |
| 075 | | 127 | 0.5% |
| 076 | | 127 | 0.5% |
| 077 | | 127 | 0.5% |
| 078 | | 127 | 0.5% |
| 079 | | 127 | 0.5% |
| 080 | | 125 | 0.5% |
| 081 | | 117 | 0.5% |
| 082 | | 112 | 0.5% |
| 083 | | 110 | 0.4% |
| 084 | | 110 | 0.4% |
| 085 | | 110 | 0.4% |
| 086 | | 110 | 0.4% |
| 087 | | 110 | 0.4% |
| 088 | | 109 | 0.4% |

File : General Information

HHSERNO: HHSERNO

| Value | Label | Cases | Percentage |
|-------|-------|-------|------------|
| 089 | | 109 | 0.4% |
| 090 | | 109 | 0.4% |
| 091 | | 103 | 0.4% |
| 092 | | 101 | 0.4% |
| 093 | | 101 | 0.4% |
| 094 | | 101 | 0.4% |
| 095 | | 101 | 0.4% |
| 096 | | 101 | 0.4% |
| 097 | | 101 | 0.4% |
| 098 | | 101 | 0.4% |
| 099 | | 101 | 0.4% |
| 100 | | 101 | 0.4% |
| 101 | | 67 | 0.3% |
| 102 | | 59 | 0.2% |
| 103 | | 58 | 0.2% |
| 104 | | 57 | 0.2% |
| 105 | | 58 | 0.2% |
| 106 | | 58 | 0.2% |
| 107 | | 57 | 0.2% |
| 108 | | 57 | 0.2% |
| 109 | | 57 | 0.2% |
| 110 | | 57 | 0.2% |
| 111 | | 48 | 0.2% |
| 112 | | 48 | 0.2% |
| 113 | | 48 | 0.2% |
| 114 | | 48 | 0.2% |
| 115 | | 47 | 0.2% |
| 116 | | 47 | 0.2% |
| 117 | | 48 | 0.2% |
| 118 | | 48 | 0.2% |
| 119 | | 46 | 0.2% |
| 120 | | 47 | 0.2% |
| 121 | | 49 | 0.2% |
| 122 | | 48 | 0.2% |
| 123 | | 48 | 0.2% |
| 124 | | 48 | 0.2% |
| 125 | | 48 | 0.2% |
| 126 | | 48 | 0.2% |
| 127 | | 48 | 0.2% |
| 128 | | 48 | 0.2% |
| 129 | | 48 | 0.2% |
| 130 | | 48 | 0.2% |
| 131 | | 48 | 0.2% |

File : General Information

HHSERNO: HHSERNO

| Value | Label | Cases | Percentage |
|-------|-------|-------|------------|
| 132 | | 48 | 0.2% |
| 133 | | 48 | 0.2% |
| 134 | | 48 | 0.2% |
| 135 | | 48 | 0.2% |
| 136 | | 48 | 0.2% |
| 137 | | 48 | 0.2% |
| 138 | | 48 | 0.2% |
| 139 | | 48 | 0.2% |
| 140 | | 49 | 0.2% |
| 141 | | 48 | 0.2% |
| 142 | | 48 | 0.2% |
| 143 | | 49 | 0.2% |
| 144 | | 49 | 0.2% |
| 145 | | 49 | 0.2% |
| 146 | | 49 | 0.2% |
| 147 | | 49 | 0.2% |
| 148 | | 49 | 0.2% |
| 149 | | 49 | 0.2% |
| 150 | | 48 | 0.2% |
| 151 | | 49 | 0.2% |
| 152 | | 49 | 0.2% |
| 153 | | 48 | 0.2% |
| 154 | | 48 | 0.2% |
| 155 | | 48 | 0.2% |
| 156 | | 48 | 0.2% |
| 157 | | 48 | 0.2% |
| 158 | | 48 | 0.2% |
| 159 | | 49 | 0.2% |
| 160 | | 48 | 0.2% |
| 161 | | 47 | 0.2% |
| 162 | | 47 | 0.2% |
| 163 | | 48 | 0.2% |
| 164 | | 48 | 0.2% |
| 165 | | 48 | 0.2% |
| 166 | | 48 | 0.2% |
| 167 | | 48 | 0.2% |
| 168 | | 48 | 0.2% |
| 169 | | 48 | 0.2% |
| 170 | | 48 | 0.2% |
| 171 | | 42 | 0.2% |
| 172 | | 42 | 0.2% |
| 173 | | 39 | 0.2% |
| 174 | | 39 | 0.2% |

File : General Information

HHSERNO: HHSERNO

| Value | Label | Cases | Percentage |
|-------|-------|-------|------------------|
| 175 | | 39 | <div></div> 0.2% |
| 176 | | 39 | <div></div> 0.2% |
| 177 | | 39 | <div></div> 0.2% |
| 178 | | 39 | <div></div> 0.2% |
| 179 | | 39 | <div></div> 0.2% |
| 180 | | 39 | <div></div> 0.2% |
| 181 | | 31 | <div></div> 0.1% |
| 182 | | 26 | <div></div> 0.1% |
| 183 | | 24 | <div></div> 0.1% |
| 184 | | 23 | <div></div> 0.1% |
| 185 | | 23 | <div></div> 0.1% |
| 186 | | 23 | <div></div> 0.1% |
| 187 | | 23 | <div></div> 0.1% |
| 188 | | 22 | <div></div> 0.1% |
| 189 | | 23 | <div></div> 0.1% |
| 190 | | 23 | <div></div> 0.1% |
| 191 | | 20 | <div></div> 0.1% |
| 192 | | 17 | <div></div> 0.1% |
| 193 | | 14 | <div></div> 0.1% |
| 194 | | 13 | <div></div> 0.1% |
| 195 | | 13 | <div></div> 0.1% |
| 196 | | 12 | <div></div> 0.0% |
| 197 | | 12 | <div></div> 0.0% |
| 198 | | 12 | <div></div> 0.0% |
| 199 | | 12 | <div></div> 0.0% |
| 200 | | 12 | <div></div> 0.0% |
| 201 | | 11 | <div></div> 0.0% |
| 202 | | 11 | <div></div> 0.0% |
| 203 | | 11 | <div></div> 0.0% |
| 204 | | 11 | <div></div> 0.0% |
| 205 | | 11 | <div></div> 0.0% |
| 206 | | 11 | <div></div> 0.0% |
| 207 | | 11 | <div></div> 0.0% |
| 208 | | 11 | <div></div> 0.0% |
| 209 | | 11 | <div></div> 0.0% |
| 210 | | 11 | <div></div> 0.0% |
| 211 | | 6 | <div></div> 0.0% |
| 212 | | 5 | <div></div> 0.0% |
| 213 | | 5 | <div></div> 0.0% |
| 214 | | 5 | <div></div> 0.0% |
| 215 | | 5 | <div></div> 0.0% |
| 216 | | 5 | <div></div> 0.0% |
| 217 | | 5 | <div></div> 0.0% |

| File : General Information | | | |
|---|--|-------|-------------------------------|
| # HHSERNO: HHSERNO | | | |
| Value | Label | Cases | Percentage |
| 218 | | 5 | <div><div></div></div> 0.0% |
| 219 | | 5 | <div><div></div></div> 0.0% |
| 220 | | 5 | <div><div></div></div> 0.0% |
| 221 | | 4 | <div><div></div></div> 0.0% |
| 222 | | 1 | <div><div></div></div> 0.0% |
| 273 | | 1 | <div><div></div></div> 0.0% |
| Warning: these figures indicate the number of cases found in the data file. They cannot be interpreted as summary statistics of the population of interest. | | | |
| # TEMP: TEMP | | | |
| Information | [Type= discrete] [Format=character] [Missing=*] | | |
| Statistics [NW/ W] | [Valid=1 /-] [Invalid=0 /-] | | |
| Value | Label | Cases | Percentage |
| 01 | | 1 | <div><div></div></div> 100.0% |
| Warning: these figures indicate the number of cases found in the data file. They cannot be interpreted as summary statistics of the population of interest. | | | |
| # RCODE1: RCODE1 | | | |
| Information | [Type= discrete] [Format=numeric] [Range= 1-7] [Missing=*] | | |
| Statistics [NW/ W] | [Valid=24496 /-] [Invalid=153 /-] | | |
| Value | Label | Cases | Percentage |
| 1 | | 18290 | <div><div></div></div> 74.7% |
| 2 | | 497 | <div><div></div></div> 2.0% |
| 3 | | 440 | <div><div></div></div> 1.8% |
| 4 | | 978 | <div><div></div></div> 4.0% |
| 5 | | 21 | <div><div></div></div> 0.1% |
| 6 | | 4034 | <div><div></div></div> 16.5% |
| 7 | | 236 | <div><div></div></div> 1.0% |
| Sysmiss | | 153 | |
| Warning: these figures indicate the number of cases found in the data file. They cannot be interpreted as summary statistics of the population of interest. | | | |
| # RCODE2: RCODE2 | | | |
| Information | [Type= discrete] [Format=numeric] [Range= 1-7] [Missing=*] | | |
| Statistics [NW/ W] | [Valid=5002 /-] [Invalid=19647 /-] | | |
| Value | Label | Cases | Percentage |
| 1 | | 2120 | <div><div></div></div> 42.4% |
| 2 | | 93 | <div><div></div></div> 1.9% |
| 3 | | 26 | <div><div></div></div> 0.5% |
| 4 | | 434 | <div><div></div></div> 8.7% |
| 5 | | 7 | <div><div></div></div> 0.1% |
| 6 | | 2279 | <div><div></div></div> 45.6% |
| 7 | | 43 | <div><div></div></div> 0.9% |
| Sysmiss | | 19647 | |
| Warning: these figures indicate the number of cases found in the data file. They cannot be interpreted as summary statistics of the population of interest. | | | |
| # RCODE3: RCODE3 | | | |
| Information | [Type= discrete] [Format=numeric] [Range= 1-7] [Missing=*] | | |

File : General Information

RCODE3: RCODE3

Statistics [NW/ W] [Valid=2132 /-] [Invalid=22517 /-]

| Value | Label | Cases | Percentage |
|---------|-------|-------|------------|
| 1 | | 382 | 17.9% |
| 2 | | 8 | 0.4% |
| 3 | | 20 | 0.9% |
| 4 | | 215 | 10.1% |
| 5 | | 4 | 0.2% |
| 6 | | 1485 | 69.7% |
| 7 | | 18 | 0.8% |
| Sysmiss | | 22517 | |

Warning: these figures indicate the number of cases found in the data file. They cannot be interpreted as summary statistics of the population of interest.

TIME1: TIME1

Information [Type= discrete] [Format=character] [Missing=*]

Statistics [NW/ W] [Valid=19685 /-] [Invalid=0 /-]

| Value | Label | Cases | Percentage |
|-------|-------|-------|------------|
| 00 | | 753 | 3.8% |
| 01 | | 1 | 0.0% |
| 02 | | 5 | 0.0% |
| 03 | | 6 | 0.0% |
| 04 | | 7 | 0.0% |
| 05 | | 198 | 1.0% |
| 06 | | 16 | 0.1% |
| 07 | | 10 | 0.1% |
| 08 | | 9 | 0.0% |
| 09 | | 10 | 0.1% |
| 10 | | 631 | 3.2% |
| 11 | | 5 | 0.0% |
| 12 | | 22 | 0.1% |
| 13 | | 11 | 0.1% |
| 14 | | 10 | 0.1% |
| 15 | | 817 | 4.2% |
| 16 | | 19 | 0.1% |
| 17 | | 30 | 0.2% |
| 18 | | 77 | 0.4% |
| 19 | | 34 | 0.2% |
| 20 | | 2081 | 10.6% |
| 21 | | 22 | 0.1% |
| 22 | | 43 | 0.2% |
| 23 | | 20 | 0.1% |
| 24 | | 27 | 0.1% |
| 25 | | 1833 | 9.3% |
| 26 | | 24 | 0.1% |
| 27 | | 20 | 0.1% |

File : General Information

TIME1: TIME1

| Value | Label | Cases | Percentage |
|-------|-------|-------|------------|
| 28 | | 45 | 0.2% |
| 29 | | 9 | 0.0% |
| 30 | | 3583 | 18.2% |
| 31 | | 7 | 0.0% |
| 32 | | 35 | 0.2% |
| 33 | | 5 | 0.0% |
| 34 | | 7 | 0.0% |
| 35 | | 1862 | 9.5% |
| 36 | | 24 | 0.1% |
| 37 | | 13 | 0.1% |
| 38 | | 46 | 0.2% |
| 39 | | 1 | 0.0% |
| 40 | | 2904 | 14.8% |
| 41 | | 6 | 0.0% |
| 42 | | 19 | 0.1% |
| 43 | | 6 | 0.0% |
| 44 | | 1 | 0.0% |
| 45 | | 2191 | 11.1% |
| 46 | | 8 | 0.0% |
| 47 | | 2 | 0.0% |
| 48 | | 16 | 0.1% |
| 49 | | 2 | 0.0% |
| 50 | | 935 | 4.7% |
| 52 | | 4 | 0.0% |
| 53 | | 1 | 0.0% |
| 55 | | 272 | 1.4% |
| 56 | | 2 | 0.0% |
| 57 | | 1 | 0.0% |
| 58 | | 1 | 0.0% |
| 60 | | 615 | 3.1% |
| 61 | | 1 | 0.0% |
| 62 | | 1 | 0.0% |
| 63 | | 1 | 0.0% |
| 65 | | 85 | 0.4% |
| 70 | | 71 | 0.4% |
| 71 | | 1 | 0.0% |
| 75 | | 64 | 0.3% |
| 80 | | 30 | 0.2% |
| 85 | | 4 | 0.0% |
| 90 | | 53 | 0.3% |
| 95 | | 6 | 0.0% |
| 99 | | 4 | 0.0% |










































Warning: these figures indicate the number of cases found in the data file. They cannot be interpreted as summary statistics of the population of interest.

File : General Information

TIME2: TIME2

Information [Type= discrete] [Format=character] [Missing=*]

Statistics [NW/ W] [Valid=2684 /-] [Invalid=0 /-]

| Value | Label | Cases | Percentage |
|-------|-------|-------|---|
| 00 | | 357 |  13.3% |
| 02 | | 2 |  0.1% |
| 03 | | 1 |  0.0% |
| 04 | | 2 |  0.1% |
| 05 | | 79 |  2.9% |
| 06 | | 1 |  0.0% |
| 07 | | 1 |  0.0% |
| 08 | | 3 |  0.1% |
| 09 | | 3 |  0.1% |
| 10 | | 149 |  5.6% |
| 12 | | 4 |  0.1% |
| 13 | | 1 |  0.0% |
| 14 | | 3 |  0.1% |
| 15 | | 79 |  2.9% |
| 16 | | 3 |  0.1% |
| 17 | | 1 |  0.0% |
| 18 | | 2 |  0.1% |
| 20 | | 211 |  7.9% |
| 21 | | 1 |  0.0% |
| 22 | | 3 |  0.1% |
| 23 | | 1 |  0.0% |
| 25 | | 176 |  6.6% |
| 26 | | 2 |  0.1% |
| 28 | | 1 |  0.0% |
| 30 | | 388 |  14.5% |
| 31 | | 2 |  0.1% |
| 32 | | 1 |  0.0% |
| 33 | | 1 |  0.0% |
| 35 | | 190 |  7.1% |
| 36 | | 1 |  0.0% |
| 38 | | 5 |  0.2% |
| 40 | | 356 |  13.3% |
| 43 | | 2 |  0.1% |
| 45 | | 275 |  10.2% |
| 46 | | 1 |  0.0% |
| 48 | | 4 |  0.1% |
| 50 | | 125 |  4.7% |
| 52 | | 1 |  0.0% |
| 55 | | 51 |  1.9% |
| 60 | | 105 |  3.9% |
| 65 | | 22 |  0.8% |

File : General Information

TIME2: TIME2

| Value | Label | Cases | Percentage |
|-------|-------|-------|------------|
| 70 | | 17 | 0.6% |
| 75 | | 17 | 0.6% |
| 80 | | 9 | 0.3% |
| 85 | | 6 | 0.2% |
| 90 | | 18 | 0.7% |
| 95 | | 1 | 0.0% |

Warning: these figures indicate the number of cases found in the data file. They cannot be interpreted as summary statistics of the population of interest.

TIME3: TIME3

| | |
|--------------------|---|
| Information | [Type= discrete] [Format=character] [Missing=*] |
| Statistics [NW/ W] | [Valid=728 /-] [Invalid=0 /-] |

| Value | Label | Cases | Percentage |
|-------|-------|-------|------------|
| 00 | | 188 | 25.8% |
| 02 | | 2 | 0.3% |
| 03 | | 3 | 0.4% |
| 04 | | 1 | 0.1% |
| 05 | | 58 | 8.0% |
| 06 | | 2 | 0.3% |
| 07 | | 3 | 0.4% |
| 08 | | 1 | 0.1% |
| 09 | | 2 | 0.3% |
| 10 | | 87 | 12.0% |
| 12 | | 3 | 0.4% |
| 13 | | 1 | 0.1% |
| 15 | | 18 | 2.5% |
| 19 | | 1 | 0.1% |
| 20 | | 39 | 5.4% |
| 25 | | 29 | 4.0% |
| 26 | | 1 | 0.1% |
| 27 | | 1 | 0.1% |
| 30 | | 60 | 8.2% |
| 32 | | 1 | 0.1% |
| 34 | | 1 | 0.1% |
| 35 | | 32 | 4.4% |
| 38 | | 1 | 0.1% |
| 40 | | 52 | 7.1% |
| 45 | | 53 | 7.3% |
| 50 | | 29 | 4.0% |
| 55 | | 5 | 0.7% |
| 60 | | 40 | 5.5% |
| 65 | | 1 | 0.1% |
| 70 | | 3 | 0.4% |
| 75 | | 2 | 0.3% |
| 85 | | 1 | 0.1% |

File : General Information



TIME3: TIME3

| Value | Label | Cases | Percentage |
|-------|-------|-------|--|
| 90 | | 7 |  1.0% |

Warning: these figures indicate the number of cases found in the data file. They cannot be interpreted as summary statistics of the population of interest.

G4: G4

| | |
|---------------------------|---|
| Information | [Type= discrete] [Format=character] [Missing=*] |
| Statistics [NW/ W] | [Valid=23183 /-] [Invalid=0 /-] |

| Value | Label | Cases | Percentage |
|-------|-------|-------|---|
| 00 | | 22397 |  96.6% |
| 01 | | 782 |  3.4% |
| 02 | | 3 | 0.0% |
| 10 | | 1 | 0.0% |

Warning: these figures indicate the number of cases found in the data file. They cannot be interpreted as summary statistics of the population of interest.

G5: G5


| | |
|---------------------------|---|
| Information | [Type= discrete] [Format=character] [Missing=*] |
| Statistics [NW/ W] | [Valid=23144 /-] [Invalid=0 /-] |

| Value | Label | Cases | Percentage |
|-------|-------|-------|---|
| 00 | | 22480 |  97.1% |
| 01 | | 659 |  2.8% |
| 02 | | 3 | 0.0% |
| 10 | | 2 | 0.0% |

Warning: these figures indicate the number of cases found in the data file. They cannot be interpreted as summary statistics of the population of interest.

FCODE: FCODE

| | |
|---------------------------|--|
| Information | [Type= discrete] [Format=numeric] [Range= 1-4] [Missing=*] |
| Statistics [NW/ W] | [Valid=24649 /-] [Invalid=0 /-] |

| Value | Label | Cases | Percentage |
|-------|-------|-------|---|
| 1 | | 20804 |  84.4% |
| 2 | | 3273 |  13.3% |
| 3 | | 569 |  2.3% |
| 4 | | 3 | 0.0% |

Warning: these figures indicate the number of cases found in the data file. They cannot be interpreted as summary statistics of the population of interest.

| File : Personal Information | | | |
|---|-------|---|--------------------|
| # REC_TYPE: REC_TYPE | | | |
| Information | | [Type= discrete] [Format=character] [Missing=*] | |
| Statistics [NW/ W] | | [Valid=79309 /-] [Invalid=0 /-] | |
| Value | Label | Cases | Percentage |
| 02 | | 79309 | <div></div> 100.0% |
| Warning: these figures indicate the number of cases found in the data file. They cannot be interpreted as summary statistics of the population of interest. | | | |
| # YEAR: YEAR | | | |
| Information | | [Type= discrete] [Format=numeric] [Range= 2013-2013] [Missing=*] | |
| Statistics [NW/ W] | | [Valid=79309 /-] [Invalid=0 /-] | |
| Value | Label | Cases | Percentage |
| 2013 | | 79309 | <div></div> 100.0% |
| Warning: these figures indicate the number of cases found in the data file. They cannot be interpreted as summary statistics of the population of interest. | | | |
| # MONTH: MONTH | | | |
| Information | | [Type= discrete] [Format=character] [Missing=*] | |
| Statistics [NW/ W] | | [Valid=79309 /-] [Invalid=0 /-] | |
| Value | Label | Cases | Percentage |
| 01 | | 6714 | <div></div> 8.5% |
| 02 | | 6635 | <div></div> 8.4% |
| 03 | | 6718 | <div></div> 8.5% |
| 04 | | 6790 | <div></div> 8.6% |
| 05 | | 6636 | <div></div> 8.4% |
| 06 | | 6674 | <div></div> 8.4% |
| 07 | | 6848 | <div></div> 8.6% |
| 08 | | 6622 | <div></div> 8.3% |
| 09 | | 6489 | <div></div> 8.2% |
| 10 | | 6525 | <div></div> 8.2% |
| 11 | | 6075 | <div></div> 7.7% |
| 12 | | 6583 | <div></div> 8.3% |
| Warning: these figures indicate the number of cases found in the data file. They cannot be interpreted as summary statistics of the population of interest. | | | |
| # SECTOR: SECTOR | | | |
| Information | | [Type= discrete] [Format=numeric] [Range= 1-3] [Missing=*] | |
| Statistics [NW/ W] | | [Valid=79309 /-] [Invalid=0 /-] | |
| Value | Label | Cases | Percentage |
| 1 | | 12806 | <div></div> 16.1% |
| 2 | | 63247 | <div></div> 79.7% |
| 3 | | 3256 | <div></div> 4.1% |
| Warning: these figures indicate the number of cases found in the data file. They cannot be interpreted as summary statistics of the population of interest. | | | |
| # DISTRICT: DISTRICT | | | |
| Information | | [Type= continuous] [Format=numeric] [Range= 11-92] [Missing=*] | |
| Statistics [NW/ W] | | [Valid=79309 /-] [Invalid=0 /-] [Mean=41.853 /-] [StdDev=26.142 /-] | |
| # DS: DS | | | |
| Information | | [Type= discrete] [Format=character] [Missing=*] | |

File : Personal Information

DS: DS

Statistics [NW/ W] [Valid=79309 /-] [Invalid=0 /-]

| Value | Label | Cases | Percentage |
|-------|-------|-------|------------|
| 03 | | 6430 | 8.1% |
| 04 | | 42 | 0.1% |
| 05 | | 62 | 0.1% |
| 06 | | 5867 | 7.4% |
| 09 | | 6371 | 8.0% |
| 10 | | 403 | 0.5% |
| 11 | | 376 | 0.5% |
| 12 | | 5881 | 7.4% |
| 13 | | 30 | 0.0% |
| 15 | | 5659 | 7.1% |
| 16 | | 127 | 0.2% |
| 18 | | 4441 | 5.6% |
| 19 | | 105 | 0.1% |
| 20 | | 24 | 0.0% |
| 21 | | 4246 | 5.4% |
| 22 | | 87 | 0.1% |
| 24 | | 4413 | 5.6% |
| 25 | | 333 | 0.4% |
| 27 | | 4699 | 5.9% |
| 30 | | 4630 | 5.8% |
| 31 | | 657 | 0.8% |
| 33 | | 4427 | 5.6% |
| 34 | | 623 | 0.8% |
| 35 | | 109 | 0.1% |
| 36 | | 3890 | 4.9% |
| 37 | | 240 | 0.3% |
| 38 | | 305 | 0.4% |
| 39 | | 3239 | 4.1% |
| 40 | | 145 | 0.2% |
| 41 | | 195 | 0.2% |
| 42 | | 2136 | 2.7% |
| 45 | | 1575 | 2.0% |
| 48 | | 1747 | 2.2% |
| 49 | | 166 | 0.2% |
| 51 | | 1077 | 1.4% |
| 54 | | 1080 | 1.4% |
| 57 | | 561 | 0.7% |
| 60 | | 395 | 0.5% |
| 63 | | 391 | 0.5% |
| 66 | | 228 | 0.3% |
| 69 | | 212 | 0.3% |
| 72 | | 290 | 0.4% |

File : Personal Information

DS: DS

| Value | Label | Cases | Percentage |
|-------|-------|-------|------------|
| 75 | | 252 | 0.3% |
| 78 | | 449 | 0.6% |
| 81 | | 198 | 0.2% |
| 84 | | 230 | 0.3% |
| 87 | | 266 | 0.3% |

Warning: these figures indicate the number of cases found in the data file. They cannot be interpreted as summary statistics of the population of interest.

PSU: PSU

| | |
|--------------------|---|
| Information | [Type= discrete] [Format=character] [Missing=*] |
| Statistics [NW/ W] | [Valid=79309 /-] [Invalid=0 /-] |

| Value | Label | Cases | Percentage |
|-------|-------|-------|------------|
| 001 | | 783 | 1.0% |
| 002 | | 776 | 1.0% |
| 003 | | 772 | 1.0% |
| 004 | | 794 | 1.0% |
| 005 | | 770 | 1.0% |
| 006 | | 834 | 1.1% |
| 007 | | 842 | 1.1% |
| 008 | | 866 | 1.1% |
| 009 | | 864 | 1.1% |
| 010 | | 796 | 1.0% |
| 011 | | 807 | 1.0% |
| 012 | | 761 | 1.0% |
| 013 | | 818 | 1.0% |
| 014 | | 777 | 1.0% |
| 015 | | 762 | 1.0% |
| 016 | | 799 | 1.0% |
| 017 | | 848 | 1.1% |
| 018 | | 827 | 1.0% |
| 019 | | 803 | 1.0% |
| 020 | | 815 | 1.0% |
| 021 | | 806 | 1.0% |
| 022 | | 852 | 1.1% |
| 023 | | 826 | 1.0% |
| 024 | | 864 | 1.1% |
| 025 | | 881 | 1.1% |
| 026 | | 813 | 1.0% |
| 027 | | 824 | 1.0% |
| 028 | | 776 | 1.0% |
| 029 | | 861 | 1.1% |
| 030 | | 795 | 1.0% |
| 031 | | 777 | 1.0% |
| 032 | | 740 | 0.9% |
| 033 | | 798 | 1.0% |

File : Personal Information

PSU: PSU

| Value | Label | Cases | Percentage |
|-------|-------|-------|------------|
| 034 | | 814 | 1.0% |
| 035 | | 884 | 1.1% |
| 036 | | 809 | 1.0% |
| 037 | | 662 | 0.8% |
| 038 | | 571 | 0.7% |
| 039 | | 661 | 0.8% |
| 040 | | 705 | 0.9% |
| 041 | | 673 | 0.8% |
| 042 | | 632 | 0.8% |
| 043 | | 604 | 0.8% |
| 044 | | 664 | 0.8% |
| 045 | | 683 | 0.9% |
| 046 | | 690 | 0.9% |
| 047 | | 588 | 0.7% |
| 048 | | 629 | 0.8% |
| 049 | | 618 | 0.8% |
| 050 | | 616 | 0.8% |
| 051 | | 581 | 0.7% |
| 052 | | 526 | 0.7% |
| 053 | | 596 | 0.8% |
| 054 | | 596 | 0.8% |
| 055 | | 631 | 0.8% |
| 056 | | 535 | 0.7% |
| 057 | | 582 | 0.7% |
| 058 | | 581 | 0.7% |
| 059 | | 555 | 0.7% |
| 060 | | 566 | 0.7% |
| 061 | | 440 | 0.6% |
| 062 | | 527 | 0.7% |
| 063 | | 485 | 0.6% |
| 064 | | 513 | 0.6% |
| 065 | | 492 | 0.6% |
| 066 | | 534 | 0.7% |
| 067 | | 470 | 0.6% |
| 068 | | 390 | 0.5% |
| 069 | | 434 | 0.5% |
| 070 | | 422 | 0.5% |
| 071 | | 399 | 0.5% |
| 072 | | 460 | 0.6% |
| 073 | | 423 | 0.5% |
| 074 | | 358 | 0.5% |
| 075 | | 413 | 0.5% |
| 076 | | 420 | 0.5% |

File : Personal Information

PSU: PSU

| Value | Label | Cases | Percentage |
|-------|-------|-------|------------|
| 077 | | 438 | 0.6% |
| 078 | | 409 | 0.5% |
| 079 | | 461 | 0.6% |
| 080 | | 406 | 0.5% |
| 081 | | 432 | 0.5% |
| 082 | | 366 | 0.5% |
| 083 | | 415 | 0.5% |
| 084 | | 425 | 0.5% |
| 085 | | 402 | 0.5% |
| 086 | | 367 | 0.5% |
| 087 | | 410 | 0.5% |
| 088 | | 394 | 0.5% |
| 089 | | 387 | 0.5% |
| 090 | | 327 | 0.4% |
| 091 | | 291 | 0.4% |
| 092 | | 340 | 0.4% |
| 093 | | 359 | 0.5% |
| 094 | | 324 | 0.4% |
| 095 | | 343 | 0.4% |
| 096 | | 349 | 0.4% |
| 097 | | 384 | 0.5% |
| 098 | | 314 | 0.4% |
| 099 | | 355 | 0.4% |
| 100 | | 361 | 0.5% |
| 101 | | 315 | 0.4% |
| 102 | | 271 | 0.3% |
| 103 | | 312 | 0.4% |
| 104 | | 265 | 0.3% |
| 105 | | 292 | 0.4% |
| 106 | | 307 | 0.4% |
| 107 | | 307 | 0.4% |
| 108 | | 246 | 0.3% |
| 109 | | 287 | 0.4% |
| 110 | | 285 | 0.4% |
| 111 | | 227 | 0.3% |
| 112 | | 266 | 0.3% |
| 113 | | 258 | 0.3% |
| 114 | | 308 | 0.4% |
| 115 | | 278 | 0.4% |
| 116 | | 273 | 0.3% |
| 117 | | 291 | 0.4% |
| 118 | | 224 | 0.3% |
| 119 | | 209 | 0.3% |

File : Personal Information

PSU: PSU

| Value | Label | Cases | Percentage |
|-------|-------|-------|------------------|
| 120 | | 234 | <div></div> 0.3% |
| 121 | | 191 | <div></div> 0.2% |
| 122 | | 191 | <div></div> 0.2% |
| 123 | | 201 | <div></div> 0.3% |
| 124 | | 183 | <div></div> 0.2% |
| 125 | | 211 | <div></div> 0.3% |
| 126 | | 163 | <div></div> 0.2% |
| 127 | | 160 | <div></div> 0.2% |
| 128 | | 176 | <div></div> 0.2% |
| 129 | | 151 | <div></div> 0.2% |
| 130 | | 202 | <div></div> 0.3% |
| 131 | | 130 | <div></div> 0.2% |
| 132 | | 128 | <div></div> 0.2% |
| 133 | | 96 | <div></div> 0.1% |
| 134 | | 101 | <div></div> 0.1% |
| 135 | | 116 | <div></div> 0.1% |
| 136 | | 143 | <div></div> 0.2% |
| 137 | | 126 | <div></div> 0.2% |
| 138 | | 104 | <div></div> 0.1% |
| 139 | | 101 | <div></div> 0.1% |
| 140 | | 125 | <div></div> 0.2% |
| 141 | | 143 | <div></div> 0.2% |
| 142 | | 110 | <div></div> 0.1% |
| 143 | | 152 | <div></div> 0.2% |
| 144 | | 118 | <div></div> 0.1% |
| 145 | | 134 | <div></div> 0.2% |
| 146 | | 109 | <div></div> 0.1% |
| 147 | | 116 | <div></div> 0.1% |
| 148 | | 135 | <div></div> 0.2% |
| 149 | | 110 | <div></div> 0.1% |
| 150 | | 142 | <div></div> 0.2% |
| 151 | | 125 | <div></div> 0.2% |
| 152 | | 146 | <div></div> 0.2% |
| 153 | | 139 | <div></div> 0.2% |
| 154 | | 107 | <div></div> 0.1% |
| 155 | | 98 | <div></div> 0.1% |
| 156 | | 119 | <div></div> 0.2% |
| 157 | | 125 | <div></div> 0.2% |
| 158 | | 126 | <div></div> 0.2% |
| 159 | | 100 | <div></div> 0.1% |
| 160 | | 110 | <div></div> 0.1% |
| 161 | | 132 | <div></div> 0.2% |
| 162 | | 148 | <div></div> 0.2% |

File : Personal Information

PSU: PSU

| Value | Label | Cases | Percentage |
|-------|-------|-------|------------------|
| 163 | | 111 | <div></div> 0.1% |
| 164 | | 111 | <div></div> 0.1% |
| 165 | | 113 | <div></div> 0.1% |
| 166 | | 128 | <div></div> 0.2% |
| 167 | | 131 | <div></div> 0.2% |
| 168 | | 129 | <div></div> 0.2% |
| 169 | | 135 | <div></div> 0.2% |
| 170 | | 122 | <div></div> 0.2% |
| 171 | | 111 | <div></div> 0.1% |
| 172 | | 110 | <div></div> 0.1% |
| 173 | | 137 | <div></div> 0.2% |
| 174 | | 159 | <div></div> 0.2% |
| 175 | | 134 | <div></div> 0.2% |
| 176 | | 130 | <div></div> 0.2% |
| 177 | | 134 | <div></div> 0.2% |
| 178 | | 124 | <div></div> 0.2% |
| 179 | | 133 | <div></div> 0.2% |
| 180 | | 130 | <div></div> 0.2% |
| 181 | | 124 | <div></div> 0.2% |
| 182 | | 104 | <div></div> 0.1% |
| 183 | | 110 | <div></div> 0.1% |
| 184 | | 129 | <div></div> 0.2% |
| 185 | | 111 | <div></div> 0.1% |
| 186 | | 106 | <div></div> 0.1% |
| 187 | | 114 | <div></div> 0.1% |
| 188 | | 114 | <div></div> 0.1% |
| 189 | | 111 | <div></div> 0.1% |
| 190 | | 118 | <div></div> 0.1% |
| 191 | | 113 | <div></div> 0.1% |
| 192 | | 100 | <div></div> 0.1% |
| 193 | | 139 | <div></div> 0.2% |
| 194 | | 102 | <div></div> 0.1% |
| 195 | | 95 | <div></div> 0.1% |
| 196 | | 149 | <div></div> 0.2% |
| 197 | | 119 | <div></div> 0.2% |
| 198 | | 125 | <div></div> 0.2% |
| 199 | | 106 | <div></div> 0.1% |
| 200 | | 110 | <div></div> 0.1% |
| 201 | | 113 | <div></div> 0.1% |
| 202 | | 130 | <div></div> 0.2% |
| 203 | | 122 | <div></div> 0.2% |
| 204 | | 107 | <div></div> 0.1% |
| 205 | | 103 | <div></div> 0.1% |

File : Personal Information

PSU: PSU

| Value | Label | Cases | Percentage |
|-------|-------|-------|------------|
| 206 | | 153 | 0.2% |
| 207 | | 122 | 0.2% |
| 208 | | 102 | 0.1% |
| 209 | | 125 | 0.2% |
| 210 | | 115 | 0.1% |
| 211 | | 101 | 0.1% |
| 212 | | 91 | 0.1% |
| 213 | | 98 | 0.1% |
| 214 | | 70 | 0.1% |
| 215 | | 104 | 0.1% |
| 216 | | 59 | 0.1% |
| 217 | | 24 | 0.0% |
| 218 | | 62 | 0.1% |
| 219 | | 52 | 0.1% |
| 220 | | 28 | 0.0% |
| 221 | | 72 | 0.1% |
| 222 | | 68 | 0.1% |
| 223 | | 42 | 0.1% |
| 224 | | 70 | 0.1% |
| 225 | | 81 | 0.1% |
| 226 | | 62 | 0.1% |
| 227 | | 59 | 0.1% |
| 228 | | 29 | 0.0% |
| 229 | | 32 | 0.0% |
| 230 | | 26 | 0.0% |
| 231 | | 28 | 0.0% |
| 232 | | 33 | 0.0% |
| 233 | | 40 | 0.1% |
| 234 | | 32 | 0.0% |
| 235 | | 24 | 0.0% |
| 236 | | 33 | 0.0% |
| 237 | | 33 | 0.0% |
| 238 | | 30 | 0.0% |
| 239 | | 47 | 0.1% |
| 240 | | 29 | 0.0% |
| 241 | | 26 | 0.0% |
| 242 | | 31 | 0.0% |
| 243 | | 29 | 0.0% |
| 244 | | 31 | 0.0% |
| 245 | | 35 | 0.0% |
| 246 | | 23 | 0.0% |
| 247 | | 20 | 0.0% |
| 248 | | 31 | 0.0% |

| File : Personal Information | | | | |
|---|-------|--|-------------|-------|
| # PSU: PSU | | | | |
| Value | Label | Cases | Percentage | |
| 249 | | 24 | <div></div> | 0.0% |
| 250 | | 27 | <div></div> | 0.0% |
| 252 | | 36 | <div></div> | 0.0% |
| 253 | | 26 | <div></div> | 0.0% |
| 254 | | 44 | <div></div> | 0.1% |
| 255 | | 42 | <div></div> | 0.1% |
| 256 | | 28 | <div></div> | 0.0% |
| 257 | | 41 | <div></div> | 0.1% |
| 258 | | 38 | <div></div> | 0.0% |
| 259 | | 29 | <div></div> | 0.0% |
| Warning: these figures indicate the number of cases found in the data file. They cannot be interpreted as summary statistics of the population of interest. | | | | |
| # HUNO: HUNO | | | | |
| Information | | [Type= discrete] [Format=character] [Missing=*] | | |
| Statistics [NW/ W] | | [Valid=79309 /-] [Invalid=0 /-] | | |
| Value | Label | Cases | Percentage | |
| 01 | | 8293 | <div></div> | 10.5% |
| 02 | | 7957 | <div></div> | 10.0% |
| 03 | | 7914 | <div></div> | 10.0% |
| 04 | | 7966 | <div></div> | 10.0% |
| 05 | | 8009 | <div></div> | 10.1% |
| 06 | | 8017 | <div></div> | 10.1% |
| 07 | | 7946 | <div></div> | 10.0% |
| 08 | | 7907 | <div></div> | 10.0% |
| 09 | | 7755 | <div></div> | 9.8% |
| 10 | | 7545 | <div></div> | 9.5% |
| Warning: these figures indicate the number of cases found in the data file. They cannot be interpreted as summary statistics of the population of interest. | | | | |
| # HHNO: HHNO | | | | |
| Information | | [Type= discrete] [Format=numeric] [Range= 1-4] [Missing=*] | | |
| Statistics [NW/ W] | | [Valid=79309 /-] [Invalid=0 /-] | | |
| Value | Label | Cases | Percentage | |
| 1 | | 78999 | <div></div> | 99.6% |
| 2 | | 287 | <div></div> | 0.4% |
| 3 | | 9 | <div></div> | 0.0% |
| 4 | | 14 | <div></div> | 0.0% |
| Warning: these figures indicate the number of cases found in the data file. They cannot be interpreted as summary statistics of the population of interest. | | | | |
| # HHSERNO: HHSERNO | | | | |
| Information | | [Type= discrete] [Format=character] [Missing=*] | | |
| Statistics [NW/ W] | | [Valid=79309 /-] [Invalid=0 /-] | | |
| Value | Label | Cases | Percentage | |
| 001 | | 1086 | <div></div> | 1.4% |
| 002 | | 1072 | <div></div> | 1.4% |

File : Personal Information

HHSERNO: HHSERNO

| Value | Label | Cases | Percentage |
|-------|-------|-------|------------|
| 003 | | 1046 | 1.3% |
| 004 | | 1115 | 1.4% |
| 005 | | 1072 | 1.4% |
| 006 | | 1012 | 1.3% |
| 007 | | 1074 | 1.4% |
| 008 | | 1007 | 1.3% |
| 009 | | 1074 | 1.4% |
| 010 | | 1004 | 1.3% |
| 011 | | 1070 | 1.3% |
| 012 | | 1047 | 1.3% |
| 013 | | 1005 | 1.3% |
| 014 | | 973 | 1.2% |
| 015 | | 990 | 1.2% |
| 016 | | 1003 | 1.3% |
| 017 | | 995 | 1.3% |
| 018 | | 1035 | 1.3% |
| 019 | | 991 | 1.2% |
| 020 | | 913 | 1.2% |
| 021 | | 963 | 1.2% |
| 022 | | 937 | 1.2% |
| 023 | | 942 | 1.2% |
| 024 | | 998 | 1.3% |
| 025 | | 941 | 1.2% |
| 026 | | 953 | 1.2% |
| 027 | | 988 | 1.2% |
| 028 | | 935 | 1.2% |
| 029 | | 943 | 1.2% |
| 030 | | 968 | 1.2% |
| 031 | | 874 | 1.1% |
| 032 | | 790 | 1.0% |
| 033 | | 851 | 1.1% |
| 034 | | 806 | 1.0% |
| 035 | | 785 | 1.0% |
| 036 | | 801 | 1.0% |
| 037 | | 805 | 1.0% |
| 038 | | 835 | 1.1% |
| 039 | | 720 | 0.9% |
| 040 | | 734 | 0.9% |
| 041 | | 731 | 0.9% |
| 042 | | 709 | 0.9% |
| 043 | | 726 | 0.9% |
| 044 | | 678 | 0.9% |
| 045 | | 686 | 0.9% |

File : Personal Information

HHSERNO: HHSERNO

| Value | Label | Cases | Percentage |
|-------|-------|-------|------------|
| 046 | | 657 | 0.8% |
| 047 | | 649 | 0.8% |
| 048 | | 709 | 0.9% |
| 049 | | 711 | 0.9% |
| 050 | | 661 | 0.8% |
| 051 | | 583 | 0.7% |
| 052 | | 482 | 0.6% |
| 053 | | 509 | 0.6% |
| 054 | | 535 | 0.7% |
| 055 | | 523 | 0.7% |
| 056 | | 553 | 0.7% |
| 057 | | 502 | 0.6% |
| 058 | | 510 | 0.6% |
| 059 | | 522 | 0.7% |
| 060 | | 480 | 0.6% |
| 061 | | 465 | 0.6% |
| 062 | | 446 | 0.6% |
| 063 | | 444 | 0.6% |
| 064 | | 476 | 0.6% |
| 065 | | 495 | 0.6% |
| 066 | | 474 | 0.6% |
| 067 | | 464 | 0.6% |
| 068 | | 438 | 0.6% |
| 069 | | 423 | 0.5% |
| 070 | | 460 | 0.6% |
| 071 | | 395 | 0.5% |
| 072 | | 393 | 0.5% |
| 073 | | 364 | 0.5% |
| 074 | | 379 | 0.5% |
| 075 | | 359 | 0.5% |
| 076 | | 427 | 0.5% |
| 077 | | 447 | 0.6% |
| 078 | | 451 | 0.6% |
| 079 | | 377 | 0.5% |
| 080 | | 412 | 0.5% |
| 081 | | 375 | 0.5% |
| 082 | | 341 | 0.4% |
| 083 | | 367 | 0.5% |
| 084 | | 359 | 0.5% |
| 085 | | 382 | 0.5% |
| 086 | | 396 | 0.5% |
| 087 | | 364 | 0.5% |
| 088 | | 327 | 0.4% |

File : Personal Information

HHSERNO: HHSERNO

| Value | Label | Cases | Percentage |
|-------|-------|-------|------------|
| 089 | | 351 | 0.4% |
| 090 | | 363 | 0.5% |
| 091 | | 363 | 0.5% |
| 092 | | 362 | 0.5% |
| 093 | | 288 | 0.4% |
| 094 | | 311 | 0.4% |
| 095 | | 345 | 0.4% |
| 096 | | 336 | 0.4% |
| 097 | | 284 | 0.4% |
| 098 | | 324 | 0.4% |
| 099 | | 323 | 0.4% |
| 100 | | 284 | 0.4% |
| 101 | | 211 | 0.3% |
| 102 | | 171 | 0.2% |
| 103 | | 189 | 0.2% |
| 104 | | 165 | 0.2% |
| 105 | | 163 | 0.2% |
| 106 | | 180 | 0.2% |
| 107 | | 205 | 0.3% |
| 108 | | 160 | 0.2% |
| 109 | | 163 | 0.2% |
| 110 | | 148 | 0.2% |
| 111 | | 137 | 0.2% |
| 112 | | 147 | 0.2% |
| 113 | | 129 | 0.2% |
| 114 | | 133 | 0.2% |
| 115 | | 153 | 0.2% |
| 116 | | 142 | 0.2% |
| 117 | | 158 | 0.2% |
| 118 | | 133 | 0.2% |
| 119 | | 138 | 0.2% |
| 120 | | 144 | 0.2% |
| 121 | | 141 | 0.2% |
| 122 | | 160 | 0.2% |
| 123 | | 138 | 0.2% |
| 124 | | 150 | 0.2% |
| 125 | | 162 | 0.2% |
| 126 | | 158 | 0.2% |
| 127 | | 139 | 0.2% |
| 128 | | 153 | 0.2% |
| 129 | | 144 | 0.2% |
| 130 | | 136 | 0.2% |
| 131 | | 158 | 0.2% |












































File : Personal Information

HHSERNO: HHSERNO

| Value | Label | Cases | Percentage |
|-------|-------|-------|------------------|
| 132 | | 143 | <div></div> 0.2% |
| 133 | | 157 | <div></div> 0.2% |
| 134 | | 171 | <div></div> 0.2% |
| 135 | | 150 | <div></div> 0.2% |
| 136 | | 139 | <div></div> 0.2% |
| 137 | | 121 | <div></div> 0.2% |
| 138 | | 162 | <div></div> 0.2% |
| 139 | | 139 | <div></div> 0.2% |
| 140 | | 120 | <div></div> 0.2% |
| 141 | | 127 | <div></div> 0.2% |
| 142 | | 152 | <div></div> 0.2% |
| 143 | | 132 | <div></div> 0.2% |
| 144 | | 135 | <div></div> 0.2% |
| 145 | | 159 | <div></div> 0.2% |
| 146 | | 178 | <div></div> 0.2% |
| 147 | | 143 | <div></div> 0.2% |
| 148 | | 123 | <div></div> 0.2% |
| 149 | | 141 | <div></div> 0.2% |
| 150 | | 123 | <div></div> 0.2% |
| 151 | | 156 | <div></div> 0.2% |
| 152 | | 158 | <div></div> 0.2% |
| 153 | | 156 | <div></div> 0.2% |
| 154 | | 144 | <div></div> 0.2% |
| 155 | | 183 | <div></div> 0.2% |
| 156 | | 141 | <div></div> 0.2% |
| 157 | | 129 | <div></div> 0.2% |
| 158 | | 138 | <div></div> 0.2% |
| 159 | | 139 | <div></div> 0.2% |
| 160 | | 134 | <div></div> 0.2% |
| 161 | | 170 | <div></div> 0.2% |
| 162 | | 174 | <div></div> 0.2% |
| 163 | | 155 | <div></div> 0.2% |
| 164 | | 140 | <div></div> 0.2% |
| 165 | | 154 | <div></div> 0.2% |
| 166 | | 151 | <div></div> 0.2% |
| 167 | | 165 | <div></div> 0.2% |
| 168 | | 144 | <div></div> 0.2% |
| 169 | | 153 | <div></div> 0.2% |
| 170 | | 136 | <div></div> 0.2% |
| 171 | | 154 | <div></div> 0.2% |
| 172 | | 130 | <div></div> 0.2% |
| 173 | | 161 | <div></div> 0.2% |
| 174 | | 127 | <div></div> 0.2% |

File : Personal Information

HHSENO: HHSENO

| Value | Label | Cases | Percentage |
|-------|-------|-------|--|
| 175 | | 134 |  0.2% |
| 176 | | 117 |  0.1% |
| 177 | | 124 |  0.2% |
| 178 | | 145 |  0.2% |
| 179 | | 111 |  0.1% |
| 180 | | 101 |  0.1% |
| 181 | | 91 |  0.1% |
| 182 | | 93 |  0.1% |
| 183 | | 80 |  0.1% |
| 184 | | 65 |  0.1% |
| 185 | | 85 |  0.1% |
| 186 | | 92 |  0.1% |
| 187 | | 75 |  0.1% |
| 188 | | 57 |  0.1% |
| 189 | | 57 |  0.1% |
| 190 | | 66 |  0.1% |
| 191 | | 46 |  0.1% |
| 192 | | 48 |  0.1% |
| 193 | | 42 |  0.1% |
| 194 | | 43 |  0.1% |
| 195 | | 46 |  0.1% |
| 196 | | 46 |  0.1% |
| 197 | | 41 |  0.1% |
| 198 | | 51 |  0.1% |
| 199 | | 41 |  0.1% |
| 200 | | 43 |  0.1% |
| 201 | | 34 |  0.0% |
| 202 | | 35 |  0.0% |
| 203 | | 33 |  0.0% |
| 204 | | 32 |  0.0% |
| 205 | | 41 |  0.1% |
| 206 | | 34 |  0.0% |
| 207 | | 30 |  0.0% |
| 208 | | 36 |  0.0% |
| 209 | | 42 |  0.1% |
| 210 | | 32 |  0.0% |
| 211 | | 18 |  0.0% |
| 212 | | 19 |  0.0% |
| 213 | | 20 |  0.0% |
| 214 | | 18 |  0.0% |
| 215 | | 21 |  0.0% |
| 216 | | 13 |  0.0% |
| 217 | | 17 |  0.0% |

File : Personal Information

HHSERNO: HHSERNO

| Value | Label | Cases | Percentage |
|-------|-------|-------|------------|
| 218 | | 18 | 0.0% |
| 219 | | 19 | 0.0% |
| 220 | | 17 | 0.0% |
| 221 | | 12 | 0.0% |
| 222 | | 6 | 0.0% |
| 273 | | 4 | 0.0% |

Warning: these figures indicate the number of cases found in the data file. They cannot be interpreted as summary statistics of the population of interest.

P1: P1

| | |
|--------------------|---|
| Information | [Type= discrete] [Format=character] [Missing=*] |
| Statistics [NW/ W] | [Valid=79309 /-] [Invalid=0 /-] |

| Value | Label | Cases | Percentage |
|-------|-------|-------|------------|
| 01 | | 20780 | 26.2% |
| 02 | | 19424 | 24.5% |
| 03 | | 16352 | 20.6% |
| 04 | | 11894 | 15.0% |
| 05 | | 6403 | 8.1% |
| 06 | | 2737 | 3.5% |
| 07 | | 1019 | 1.3% |
| 08 | | 386 | 0.5% |
| 09 | | 180 | 0.2% |
| 10 | | 88 | 0.1% |
| 11 | | 26 | 0.0% |
| 12 | | 10 | 0.0% |
| 13 | | 4 | 0.0% |
| 14 | | 2 | 0.0% |
| 15 | | 1 | 0.0% |
| 16 | | 1 | 0.0% |
| 20 | | 2 | 0.0% |

Warning: these figures indicate the number of cases found in the data file. They cannot be interpreted as summary statistics of the population of interest.

P3: P3

| | |
|--------------------|--|
| Information | [Type= discrete] [Format=numeric] [Range= 1-9] [Missing=*] |
| Statistics [NW/ W] | [Valid=79309 /-] [Invalid=0 /-] |

| Value | Label | Cases | Percentage |
|-------|-------|-------|------------|
| 1 | | 20785 | 26.2% |
| 2 | | 14719 | 18.6% |
| 3 | | 31731 | 40.0% |
| 4 | | 1661 | 2.1% |
| 5 | | 10135 | 12.8% |
| 6 | | 111 | 0.1% |
| 7 | | 75 | 0.1% |
| 9 | | 92 | 0.1% |

Warning: these figures indicate the number of cases found in the data file. They cannot be interpreted as summary statistics of the population of interest.

File : Personal Information

P4: P4

| | |
|---------------------------|--|
| Information | [Type= discrete] [Format=numeric] [Range= 1-2] [Missing=*] |
| Statistics [NW/ W] | [Valid=79309 /-] [Invalid=0 /-] |

| Value | Label | Cases | Percentage |
|-------|-------|-------|-------------------|
| 1 | | 37502 | <div></div> 47.3% |
| 2 | | 41807 | <div></div> 52.7% |

Warning: these figures indicate the number of cases found in the data file. They cannot be interpreted as summary statistics of the population of interest.

P5Y: P5Y

| | |
|---------------------------|---|
| Information | [Type= discrete] [Format=character] [Missing=*] |
| Statistics [NW/ W] | [Valid=79309 /-] [Invalid=0 /-] |

| Value | Label | Cases | Percentage |
|-------|-------|-------|------------------|
| 00 | | 1425 | <div></div> 1.8% |
| 01 | | 1354 | <div></div> 1.7% |
| 02 | | 1401 | <div></div> 1.8% |
| 03 | | 1382 | <div></div> 1.7% |
| 04 | | 1409 | <div></div> 1.8% |
| 05 | | 1397 | <div></div> 1.8% |
| 06 | | 1451 | <div></div> 1.8% |
| 07 | | 1419 | <div></div> 1.8% |
| 08 | | 1397 | <div></div> 1.8% |
| 09 | | 1376 | <div></div> 1.7% |
| 10 | | 1382 | <div></div> 1.7% |
| 11 | | 1213 | <div></div> 1.5% |
| 12 | | 1308 | <div></div> 1.6% |
| 13 | | 627 | <div></div> 0.8% |
| 14 | | 5 | <div></div> 0.0% |
| 15 | | 3 | <div></div> 0.0% |
| 16 | | 2 | <div></div> 0.0% |
| 17 | | 4 | <div></div> 0.0% |
| 18 | | 7 | <div></div> 0.0% |
| 19 | | 12 | <div></div> 0.0% |
| 20 | | 23 | <div></div> 0.0% |
| 21 | | 15 | <div></div> 0.0% |
| 22 | | 32 | <div></div> 0.0% |
| 23 | | 29 | <div></div> 0.0% |
| 24 | | 48 | <div></div> 0.1% |
| 25 | | 48 | <div></div> 0.1% |
| 26 | | 55 | <div></div> 0.1% |
| 27 | | 112 | <div></div> 0.1% |
| 28 | | 99 | <div></div> 0.1% |
| 29 | | 76 | <div></div> 0.1% |
| 30 | | 145 | <div></div> 0.2% |
| 31 | | 118 | <div></div> 0.1% |
| 32 | | 221 | <div></div> 0.3% |

File : Personal Information

P5Y: P5Y

| Value | Label | Cases | Percentage |
|-------|-------|-------|------------|
| 33 | | 221 | 0.3% |
| 34 | | 202 | 0.3% |
| 35 | | 216 | 0.3% |
| 36 | | 278 | 0.4% |
| 37 | | 319 | 0.4% |
| 38 | | 313 | 0.4% |
| 39 | | 289 | 0.4% |
| 40 | | 368 | 0.5% |
| 41 | | 304 | 0.4% |
| 42 | | 528 | 0.7% |
| 43 | | 438 | 0.6% |
| 44 | | 480 | 0.6% |
| 45 | | 469 | 0.6% |
| 46 | | 565 | 0.7% |
| 47 | | 674 | 0.8% |
| 48 | | 802 | 1.0% |
| 49 | | 666 | 0.8% |
| 50 | | 815 | 1.0% |
| 51 | | 649 | 0.8% |
| 52 | | 859 | 1.1% |
| 53 | | 819 | 1.0% |
| 54 | | 802 | 1.0% |
| 55 | | 765 | 1.0% |
| 56 | | 872 | 1.1% |
| 57 | | 922 | 1.2% |
| 58 | | 909 | 1.1% |
| 59 | | 1016 | 1.3% |
| 60 | | 1029 | 1.3% |
| 61 | | 919 | 1.2% |
| 62 | | 1025 | 1.3% |
| 63 | | 1064 | 1.3% |
| 64 | | 1021 | 1.3% |
| 65 | | 1011 | 1.3% |
| 66 | | 955 | 1.2% |
| 67 | | 1015 | 1.3% |
| 68 | | 1118 | 1.4% |
| 69 | | 1048 | 1.3% |
| 70 | | 1067 | 1.3% |
| 71 | | 1036 | 1.3% |
| 72 | | 1076 | 1.4% |
| 73 | | 1039 | 1.3% |
| 74 | | 1051 | 1.3% |
| 75 | | 1084 | 1.4% |

File : Personal Information

P5Y: P5Y

| Value | Label | Cases | Percentage |
|-------|-------|-------|------------|
| 76 | | 1058 | 1.3% |
| 77 | | 1116 | 1.4% |
| 78 | | 1200 | 1.5% |
| 79 | | 1141 | 1.4% |
| 80 | | 1278 | 1.6% |
| 81 | | 1162 | 1.5% |
| 82 | | 1102 | 1.4% |
| 83 | | 1126 | 1.4% |
| 84 | | 1046 | 1.3% |
| 85 | | 1104 | 1.4% |
| 86 | | 1003 | 1.3% |
| 87 | | 943 | 1.2% |
| 88 | | 1021 | 1.3% |
| 89 | | 988 | 1.2% |
| 90 | | 1022 | 1.3% |
| 91 | | 1068 | 1.3% |
| 92 | | 1202 | 1.5% |
| 93 | | 1255 | 1.6% |
| 94 | | 1295 | 1.6% |
| 95 | | 1255 | 1.6% |
| 96 | | 1403 | 1.8% |
| 97 | | 1264 | 1.6% |
| 98 | | 1251 | 1.6% |
| 99 | | 1293 | 1.6% |

Warning: these figures indicate the number of cases found in the data file. They cannot be interpreted as summary statistics of the population of interest.

P5M: P5M

| | |
|---------------------------|---|
| Information | [Type= discrete] [Format=character] [Missing=*] |
| Statistics [NW/ W] | [Valid=79309 /-] [Invalid=0 /-] |

| Value | Label | Cases | Percentage |
|-------|-------|-------|------------|
| 01 | | 6651 | 8.4% |
| 02 | | 6162 | 7.8% |
| 03 | | 7178 | 9.1% |
| 04 | | 7114 | 9.0% |
| 05 | | 7005 | 8.8% |
| 06 | | 6726 | 8.5% |
| 07 | | 6329 | 8.0% |
| 08 | | 6526 | 8.2% |
| 09 | | 5926 | 7.5% |
| 10 | | 6801 | 8.6% |
| 11 | | 6330 | 8.0% |
| 12 | | 6561 | 8.3% |

Warning: these figures indicate the number of cases found in the data file. They cannot be interpreted as summary statistics of the population of interest.

File : Personal Information

P6: P6

Information [Type= discrete] [Format=character] [Missing=*]

Statistics [NW/ W] [Valid=79309 /-] [Invalid=0 /-]

| Value | Label | Cases | Percentage |
|-------|-------|-------|------------|
| 00 | | 1252 | 1.6% |
| 01 | | 1255 | 1.6% |
| 02 | | 1256 | 1.6% |
| 03 | | 1394 | 1.8% |
| 04 | | 1363 | 1.7% |
| 05 | | 1435 | 1.8% |
| 06 | | 1433 | 1.8% |
| 07 | | 1442 | 1.8% |
| 08 | | 1409 | 1.8% |
| 09 | | 1423 | 1.8% |
| 10 | | 1337 | 1.7% |
| 11 | | 1388 | 1.8% |
| 12 | | 1363 | 1.7% |
| 13 | | 1404 | 1.8% |
| 14 | | 1271 | 1.6% |
| 15 | | 1255 | 1.6% |
| 16 | | 1302 | 1.6% |
| 17 | | 1331 | 1.7% |
| 18 | | 1271 | 1.6% |
| 19 | | 1300 | 1.6% |
| 20 | | 1233 | 1.6% |
| 21 | | 1161 | 1.5% |
| 22 | | 1001 | 1.3% |
| 23 | | 1039 | 1.3% |
| 24 | | 991 | 1.2% |
| 25 | | 985 | 1.2% |
| 26 | | 996 | 1.3% |
| 27 | | 1020 | 1.3% |
| 28 | | 1078 | 1.4% |
| 29 | | 1053 | 1.3% |
| 30 | | 1151 | 1.5% |
| 31 | | 1100 | 1.4% |
| 32 | | 1224 | 1.5% |
| 33 | | 1248 | 1.6% |
| 34 | | 1171 | 1.5% |
| 35 | | 1156 | 1.5% |
| 36 | | 1079 | 1.4% |
| 37 | | 1077 | 1.4% |
| 38 | | 1010 | 1.3% |
| 39 | | 1084 | 1.4% |
| 40 | | 1087 | 1.4% |

File : Personal Information

P6: P6

| Value | Label | Cases | Percentage |
|-------|-------|-------|------------|
| 41 | | 1026 | 1.3% |
| 42 | | 1083 | 1.4% |
| 43 | | 991 | 1.2% |
| 44 | | 1121 | 1.4% |
| 45 | | 1094 | 1.4% |
| 46 | | 964 | 1.2% |
| 47 | | 965 | 1.2% |
| 48 | | 1042 | 1.3% |
| 49 | | 1025 | 1.3% |
| 50 | | 1063 | 1.3% |
| 51 | | 972 | 1.2% |
| 52 | | 916 | 1.2% |
| 53 | | 1109 | 1.4% |
| 54 | | 933 | 1.2% |
| 55 | | 884 | 1.1% |
| 56 | | 912 | 1.1% |
| 57 | | 814 | 1.0% |
| 58 | | 803 | 1.0% |
| 59 | | 783 | 1.0% |
| 60 | | 878 | 1.1% |
| 61 | | 743 | 0.9% |
| 62 | | 706 | 0.9% |
| 63 | | 803 | 1.0% |
| 64 | | 683 | 0.9% |
| 65 | | 754 | 1.0% |
| 66 | | 627 | 0.8% |
| 67 | | 487 | 0.6% |
| 68 | | 504 | 0.6% |
| 69 | | 435 | 0.5% |
| 70 | | 514 | 0.6% |
| 71 | | 412 | 0.5% |
| 72 | | 334 | 0.4% |
| 73 | | 341 | 0.4% |
| 74 | | 297 | 0.4% |
| 75 | | 317 | 0.4% |
| 76 | | 301 | 0.4% |
| 77 | | 253 | 0.3% |
| 78 | | 204 | 0.3% |
| 79 | | 198 | 0.2% |
| 80 | | 244 | 0.3% |
| 81 | | 172 | 0.2% |
| 82 | | 115 | 0.1% |
| 83 | | 120 | 0.2% |

File : Personal Information

P6: P6

| Value | Label | Cases | Percentage |
|-------|-------|-------|------------|
| 84 | | 92 | 0.1% |
| 85 | | 107 | 0.1% |
| 86 | | 87 | 0.1% |
| 87 | | 45 | 0.1% |
| 88 | | 55 | 0.1% |
| 89 | | 27 | 0.0% |
| 90 | | 36 | 0.0% |
| 91 | | 25 | 0.0% |
| 92 | | 23 | 0.0% |
| 93 | | 13 | 0.0% |
| 94 | | 11 | 0.0% |
| 95 | | 4 | 0.0% |
| 96 | | 3 | 0.0% |
| 97 | | 4 | 0.0% |
| 98 | | 3 | 0.0% |
| 99 | | 4 | 0.0% |

Warning: these figures indicate the number of cases found in the data file. They cannot be interpreted as summary statistics of the population of interest.

P7: P7

| | |
|---------------------------|--|
| Information | [Type= discrete] [Format=numeric] [Range= 1-9] [Missing=*] |
| Statistics [NW/ W] | [Valid=79309 /-] [Invalid=0 /-] |

| Value | Label | Cases | Percentage |
|-------|-------|-------|------------|
| 1 | | 56595 | 71.4% |
| 2 | | 11706 | 14.8% |
| 3 | | 2961 | 3.7% |
| 4 | | 7745 | 9.8% |
| 5 | | 114 | 0.1% |
| 6 | | 118 | 0.1% |
| 9 | | 70 | 0.1% |

Warning: these figures indicate the number of cases found in the data file. They cannot be interpreted as summary statistics of the population of interest.

P8: P8

| | |
|---------------------------|--|
| Information | [Type= discrete] [Format=numeric] [Range= 1-9] [Missing=*] |
| Statistics [NW/ W] | [Valid=79309 /-] [Invalid=0 /-] |

| Value | Label | Cases | Percentage |
|-------|-------|-------|------------|
| 1 | | 53279 | 67.2% |
| 2 | | 11956 | 15.1% |
| 3 | | 7879 | 9.9% |
| 4 | | 6194 | 7.8% |
| 9 | | 1 | 0.0% |

Warning: these figures indicate the number of cases found in the data file. They cannot be interpreted as summary statistics of the population of interest.

P9: P9

| | |
|---------------------------|--|
| Information | [Type= discrete] [Format=numeric] [Range= 1-5] [Missing=*] |
| Statistics [NW/ W] | [Valid=79309 /-] [Invalid=0 /-] |

File : Personal Information

P9: P9

| Value | Label | Cases | Percentage |
|-------|-------|-------|------------|
| 1 | | 35051 | 44.2% |
| 2 | | 38521 | 48.6% |
| 3 | | 4916 | 6.2% |
| 4 | | 217 | 0.3% |
| 5 | | 604 | 0.8% |

Warning: these figures indicate the number of cases found in the data file. They cannot be interpreted as summary statistics of the population of interest.

P10: P10

| | |
|--------------------|---|
| Information | [Type= discrete] [Format=character] [Missing=*] |
| Statistics [NW/ W] | [Valid=72789 /-] [Invalid=0 /-] |

| Value | Label | Cases | Percentage |
|-------|-------|-------|------------|
| 00 | | 1677 | 2.3% |
| 01 | | 2142 | 2.9% |
| 02 | | 2985 | 4.1% |
| 03 | | 2850 | 3.9% |
| 04 | | 3743 | 5.1% |
| 05 | | 4616 | 6.3% |
| 06 | | 3203 | 4.4% |
| 07 | | 3951 | 5.4% |
| 08 | | 4940 | 6.8% |
| 09 | | 3966 | 5.4% |
| 10 | | 15905 | 21.9% |
| 11 | | 7015 | 9.6% |
| 12 | | 3877 | 5.3% |
| 13 | | 7414 | 10.2% |
| 14 | | 213 | 0.3% |
| 15 | | 1255 | 1.7% |
| 16 | | 362 | 0.5% |
| 17 | | 67 | 0.1% |
| 19 | | 2608 | 3.6% |

Warning: these figures indicate the number of cases found in the data file. They cannot be interpreted as summary statistics of the population of interest.

P11: P11

| | |
|--------------------|--|
| Information | [Type= discrete] [Format=numeric] [Range= 1-5] [Missing=*] |
| Statistics [NW/ W] | [Valid=72789 /-] [Invalid=6520 /-] |

| Value | Label | Cases | Percentage |
|---------|-------|-------|------------|
| 1 | | 17475 | 24.0% |
| 2 | | 430 | 0.6% |
| 3 | | 918 | 1.3% |
| 4 | | 384 | 0.5% |
| 5 | | 53582 | 73.6% |
| Sysmiss | | 6520 | |

Warning: these figures indicate the number of cases found in the data file. They cannot be interpreted as summary statistics of the population of interest.

File : Personal Information

P12: P12

| | |
|---------------------------|--|
| Information | [Type= discrete] [Format=numeric] [Range= 1-2] [Missing=*] |
| Statistics [NW/ W] | [Valid=65647 /-] [Invalid=13662 /-] |

| Value | Label | Cases | Percentage |
|---------|-------|-------|-------------------|
| 1 | | 47249 | <div></div> 72.0% |
| 2 | | 18398 | <div></div> 28.0% |
| Sysmiss | | 13662 | |

Warning: these figures indicate the number of cases found in the data file. They cannot be interpreted as summary statistics of the population of interest.

P13: P13

| | |
|---------------------------|--|
| Information | [Type= discrete] [Format=numeric] [Range= 1-2] [Missing=*] |
| Statistics [NW/ W] | [Valid=65647 /-] [Invalid=13662 /-] |

| Value | Label | Cases | Percentage |
|---------|-------|-------|-------------------|
| 1 | | 16428 | <div></div> 25.0% |
| 2 | | 49219 | <div></div> 75.0% |
| Sysmiss | | 13662 | |

Warning: these figures indicate the number of cases found in the data file. They cannot be interpreted as summary statistics of the population of interest.

P14: P14

| | |
|---------------------------|--|
| Information | [Type= discrete] [Format=numeric] [Range= 1-2] [Missing=*] |
| Statistics [NW/ W] | [Valid=65647 /-] [Invalid=13662 /-] |

| Value | Label | Cases | Percentage |
|---------|-------|-------|-------------------|
| 1 | | 10795 | <div></div> 16.4% |
| 2 | | 54852 | <div></div> 83.6% |
| Sysmiss | | 13662 | |

Warning: these figures indicate the number of cases found in the data file. They cannot be interpreted as summary statistics of the population of interest.

File : Question 1 to 6

REC_TYPE: REC_TYPE

| | | | |
|---|---|-------|--------------------|
| Information | [Type= discrete] [Format=character] [Missing=*] | | |
| Statistics [NW/ W] | [Valid=58889 /-] [Invalid=0 /-] | | |
| Value | Label | Cases | Percentage |
| 03 | | 58889 | <div></div> 100.0% |
| Warning: these figures indicate the number of cases found in the data file. They cannot be interpreted as summary statistics of the population of interest. | | | |

YEAR: YEAR

| | | | |
|---|--|-------|--------------------|
| Information | [Type= discrete] [Format=numeric] [Range= 2013-2013] [Missing=*] | | |
| Statistics [NW/ W] | [Valid=58889 /-] [Invalid=0 /-] | | |
| Value | Label | Cases | Percentage |
| 2013 | | 58889 | <div></div> 100.0% |
| Warning: these figures indicate the number of cases found in the data file. They cannot be interpreted as summary statistics of the population of interest. | | | |

MONTH: MONTH

| | | | |
|---|---|-------|------------------|
| Information | [Type= discrete] [Format=character] [Missing=*] | | |
| Statistics [NW/ W] | [Valid=58889 /-] [Invalid=0 /-] | | |
| Value | Label | Cases | Percentage |
| 01 | | 5007 | <div></div> 8.5% |
| 02 | | 4976 | <div></div> 8.4% |
| 03 | | 4968 | <div></div> 8.4% |
| 04 | | 5069 | <div></div> 8.6% |
| 05 | | 4918 | <div></div> 8.4% |
| 06 | | 4985 | <div></div> 8.5% |
| 07 | | 5009 | <div></div> 8.5% |
| 08 | | 4930 | <div></div> 8.4% |
| 09 | | 4795 | <div></div> 8.1% |
| 10 | | 4815 | <div></div> 8.2% |
| 11 | | 4625 | <div></div> 7.9% |
| 12 | | 4792 | <div></div> 8.1% |
| Warning: these figures indicate the number of cases found in the data file. They cannot be interpreted as summary statistics of the population of interest. | | | |

SECTOR: SECTOR

| | | | |
|---|--|-------|-------------------|
| Information | [Type= discrete] [Format=numeric] [Range= 1-3] [Missing=*] | | |
| Statistics [NW/ W] | [Valid=58889 /-] [Invalid=0 /-] | | |
| Value | Label | Cases | Percentage |
| 1 | | 9760 | <div></div> 16.6% |
| 2 | | 46861 | <div></div> 79.6% |
| 3 | | 2268 | <div></div> 3.9% |
| Warning: these figures indicate the number of cases found in the data file. They cannot be interpreted as summary statistics of the population of interest. | | | |

DISTRICT: DISTRICT

| | | | |
|--------------------|--|--|--|
| Information | [Type= continuous] [Format=numeric] [Range= 11-92] [Missing=*] | | |
| Statistics [NW/ W] | [Valid=58889 /-] [Invalid=0 /-] [Mean=41.582 /-] [StdDev=26.33 /-] | | |

DS: DS

| | | | |
|-------------|---|--|--|
| Information | [Type= discrete] [Format=character] [Missing=*] | | |
|-------------|---|--|--|

File : Question 1 to 6

DS: DS

Statistics [NW/ W] [Valid=58889 /-] [Invalid=0 /-]

| Value | Label | Cases | Percentage |
|-------|-------|-------|------------|
| 03 | | 4732 | 8.0% |
| 04 | | 28 | 0.0% |
| 05 | | 45 | 0.1% |
| 06 | | 4406 | 7.5% |
| 09 | | 4685 | 8.0% |
| 10 | | 283 | 0.5% |
| 11 | | 270 | 0.5% |
| 12 | | 4291 | 7.3% |
| 13 | | 24 | 0.0% |
| 15 | | 4131 | 7.0% |
| 16 | | 78 | 0.1% |
| 18 | | 3258 | 5.5% |
| 19 | | 67 | 0.1% |
| 20 | | 15 | 0.0% |
| 21 | | 3215 | 5.5% |
| 22 | | 62 | 0.1% |
| 24 | | 3280 | 5.6% |
| 25 | | 245 | 0.4% |
| 27 | | 3589 | 6.1% |
| 30 | | 3496 | 5.9% |
| 31 | | 467 | 0.8% |
| 33 | | 3294 | 5.6% |
| 34 | | 428 | 0.7% |
| 35 | | 66 | 0.1% |
| 36 | | 2953 | 5.0% |
| 37 | | 159 | 0.3% |
| 38 | | 214 | 0.4% |
| 39 | | 2424 | 4.1% |
| 40 | | 102 | 0.2% |
| 41 | | 127 | 0.2% |
| 42 | | 1631 | 2.8% |
| 45 | | 1171 | 2.0% |
| 48 | | 1267 | 2.2% |
| 49 | | 133 | 0.2% |
| 51 | | 786 | 1.3% |
| 54 | | 822 | 1.4% |
| 57 | | 401 | 0.7% |
| 60 | | 307 | 0.5% |
| 63 | | 290 | 0.5% |
| 66 | | 168 | 0.3% |
| 69 | | 160 | 0.3% |
| 72 | | 237 | 0.4% |

File : Question 1 to 6

DS: DS

| Value | Label | Cases | Percentage |
|-------|-------|-------|------------|
| 75 | | 195 | 0.3% |
| 78 | | 358 | 0.6% |
| 81 | | 152 | 0.3% |
| 84 | | 181 | 0.3% |
| 87 | | 196 | 0.3% |

Warning: these figures indicate the number of cases found in the data file. They cannot be interpreted as summary statistics of the population of interest.

PSU: PSU

| | |
|--------------------|---|
| Information | [Type= discrete] [Format=character] [Missing=*] |
| Statistics [NW/ W] | [Valid=58889 /-] [Invalid=0 /-] |

| Value | Label | Cases | Percentage |
|-------|-------|-------|------------|
| 001 | | 577 | 1.0% |
| 002 | | 570 | 1.0% |
| 003 | | 560 | 1.0% |
| 004 | | 565 | 1.0% |
| 005 | | 584 | 1.0% |
| 006 | | 644 | 1.1% |
| 007 | | 591 | 1.0% |
| 008 | | 613 | 1.0% |
| 009 | | 634 | 1.1% |
| 010 | | 600 | 1.0% |
| 011 | | 609 | 1.0% |
| 012 | | 560 | 1.0% |
| 013 | | 615 | 1.0% |
| 014 | | 573 | 1.0% |
| 015 | | 554 | 0.9% |
| 016 | | 576 | 1.0% |
| 017 | | 632 | 1.1% |
| 018 | | 592 | 1.0% |
| 019 | | 579 | 1.0% |
| 020 | | 591 | 1.0% |
| 021 | | 580 | 1.0% |
| 022 | | 622 | 1.1% |
| 023 | | 603 | 1.0% |
| 024 | | 586 | 1.0% |
| 025 | | 640 | 1.1% |
| 026 | | 592 | 1.0% |
| 027 | | 616 | 1.0% |
| 028 | | 566 | 1.0% |
| 029 | | 627 | 1.1% |
| 030 | | 567 | 1.0% |
| 031 | | 580 | 1.0% |
| 032 | | 557 | 0.9% |
| 033 | | 607 | 1.0% |

File : Question 1 to 6

PSU: PSU

| Value | Label | Cases | Percentage |
|-------|-------|-------|------------|
| 034 | | 584 | 1.0% |
| 035 | | 631 | 1.1% |
| 036 | | 598 | 1.0% |
| 037 | | 478 | 0.8% |
| 038 | | 422 | 0.7% |
| 039 | | 475 | 0.8% |
| 040 | | 501 | 0.9% |
| 041 | | 506 | 0.9% |
| 042 | | 464 | 0.8% |
| 043 | | 456 | 0.8% |
| 044 | | 487 | 0.8% |
| 045 | | 511 | 0.9% |
| 046 | | 520 | 0.9% |
| 047 | | 450 | 0.8% |
| 048 | | 460 | 0.8% |
| 049 | | 471 | 0.8% |
| 050 | | 455 | 0.8% |
| 051 | | 437 | 0.7% |
| 052 | | 384 | 0.7% |
| 053 | | 424 | 0.7% |
| 054 | | 435 | 0.7% |
| 055 | | 460 | 0.8% |
| 056 | | 390 | 0.7% |
| 057 | | 433 | 0.7% |
| 058 | | 424 | 0.7% |
| 059 | | 416 | 0.7% |
| 060 | | 412 | 0.7% |
| 061 | | 341 | 0.6% |
| 062 | | 385 | 0.7% |
| 063 | | 349 | 0.6% |
| 064 | | 379 | 0.6% |
| 065 | | 374 | 0.6% |
| 066 | | 412 | 0.7% |
| 067 | | 362 | 0.6% |
| 068 | | 289 | 0.5% |
| 069 | | 314 | 0.5% |
| 070 | | 310 | 0.5% |
| 071 | | 299 | 0.5% |
| 072 | | 343 | 0.6% |
| 073 | | 309 | 0.5% |
| 074 | | 242 | 0.4% |
| 075 | | 319 | 0.5% |
| 076 | | 314 | 0.5% |

File : Question 1 to 6

PSU: PSU

| Value | Label | Cases | Percentage |
|-------|-------|-------|------------|
| 077 | | 317 | 0.5% |
| 078 | | 302 | 0.5% |
| 079 | | 356 | 0.6% |
| 080 | | 313 | 0.5% |
| 081 | | 322 | 0.5% |
| 082 | | 272 | 0.5% |
| 083 | | 309 | 0.5% |
| 084 | | 319 | 0.5% |
| 085 | | 307 | 0.5% |
| 086 | | 279 | 0.5% |
| 087 | | 306 | 0.5% |
| 088 | | 288 | 0.5% |
| 089 | | 287 | 0.5% |
| 090 | | 247 | 0.4% |
| 091 | | 220 | 0.4% |
| 092 | | 247 | 0.4% |
| 093 | | 252 | 0.4% |
| 094 | | 250 | 0.4% |
| 095 | | 265 | 0.4% |
| 096 | | 260 | 0.4% |
| 097 | | 279 | 0.5% |
| 098 | | 233 | 0.4% |
| 099 | | 278 | 0.5% |
| 100 | | 257 | 0.4% |
| 101 | | 239 | 0.4% |
| 102 | | 203 | 0.3% |
| 103 | | 215 | 0.4% |
| 104 | | 207 | 0.4% |
| 105 | | 230 | 0.4% |
| 106 | | 230 | 0.4% |
| 107 | | 233 | 0.4% |
| 108 | | 196 | 0.3% |
| 109 | | 225 | 0.4% |
| 110 | | 205 | 0.3% |
| 111 | | 177 | 0.3% |
| 112 | | 195 | 0.3% |
| 113 | | 191 | 0.3% |
| 114 | | 229 | 0.4% |
| 115 | | 201 | 0.3% |
| 116 | | 206 | 0.3% |
| 117 | | 218 | 0.4% |
| 118 | | 176 | 0.3% |
| 119 | | 163 | 0.3% |

File : Question 1 to 6

PSU: PSU

| Value | Label | Cases | Percentage |
|-------|-------|-------|------------|
| 120 | | 178 | 0.3% |
| 121 | | 140 | 0.2% |
| 122 | | 140 | 0.2% |
| 123 | | 155 | 0.3% |
| 124 | | 135 | 0.2% |
| 125 | | 159 | 0.3% |
| 126 | | 137 | 0.2% |
| 127 | | 123 | 0.2% |
| 128 | | 134 | 0.2% |
| 129 | | 113 | 0.2% |
| 130 | | 151 | 0.3% |
| 131 | | 101 | 0.2% |
| 132 | | 101 | 0.2% |
| 133 | | 75 | 0.1% |
| 134 | | 82 | 0.1% |
| 135 | | 98 | 0.2% |
| 136 | | 106 | 0.2% |
| 137 | | 94 | 0.2% |
| 138 | | 83 | 0.1% |
| 139 | | 82 | 0.1% |
| 140 | | 93 | 0.2% |
| 141 | | 112 | 0.2% |
| 142 | | 81 | 0.1% |
| 143 | | 120 | 0.2% |
| 144 | | 94 | 0.2% |
| 145 | | 100 | 0.2% |
| 146 | | 90 | 0.2% |
| 147 | | 94 | 0.2% |
| 148 | | 99 | 0.2% |
| 149 | | 85 | 0.1% |
| 150 | | 113 | 0.2% |
| 151 | | 90 | 0.2% |
| 152 | | 114 | 0.2% |
| 153 | | 102 | 0.2% |
| 154 | | 81 | 0.1% |
| 155 | | 69 | 0.1% |
| 156 | | 92 | 0.2% |
| 157 | | 94 | 0.2% |
| 158 | | 93 | 0.2% |
| 159 | | 70 | 0.1% |
| 160 | | 76 | 0.1% |
| 161 | | 100 | 0.2% |
| 162 | | 107 | 0.2% |

File : Question 1 to 6

PSU: PSU

| Value | Label | Cases | Percentage |
|-------|-------|-------|------------------|
| 163 | | 83 | <div></div> 0.1% |
| 164 | | 85 | <div></div> 0.1% |
| 165 | | 93 | <div></div> 0.2% |
| 166 | | 101 | <div></div> 0.2% |
| 167 | | 107 | <div></div> 0.2% |
| 168 | | 104 | <div></div> 0.2% |
| 169 | | 108 | <div></div> 0.2% |
| 170 | | 94 | <div></div> 0.2% |
| 171 | | 73 | <div></div> 0.1% |
| 172 | | 85 | <div></div> 0.1% |
| 173 | | 108 | <div></div> 0.2% |
| 174 | | 112 | <div></div> 0.2% |
| 175 | | 97 | <div></div> 0.2% |
| 176 | | 97 | <div></div> 0.2% |
| 177 | | 97 | <div></div> 0.2% |
| 178 | | 89 | <div></div> 0.2% |
| 179 | | 96 | <div></div> 0.2% |
| 180 | | 99 | <div></div> 0.2% |
| 181 | | 96 | <div></div> 0.2% |
| 182 | | 84 | <div></div> 0.1% |
| 183 | | 86 | <div></div> 0.1% |
| 184 | | 89 | <div></div> 0.2% |
| 185 | | 91 | <div></div> 0.2% |
| 186 | | 82 | <div></div> 0.1% |
| 187 | | 83 | <div></div> 0.1% |
| 188 | | 95 | <div></div> 0.2% |
| 189 | | 92 | <div></div> 0.2% |
| 190 | | 85 | <div></div> 0.1% |
| 191 | | 88 | <div></div> 0.1% |
| 192 | | 89 | <div></div> 0.2% |
| 193 | | 109 | <div></div> 0.2% |
| 194 | | 80 | <div></div> 0.1% |
| 195 | | 74 | <div></div> 0.1% |
| 196 | | 99 | <div></div> 0.2% |
| 197 | | 96 | <div></div> 0.2% |
| 198 | | 97 | <div></div> 0.2% |
| 199 | | 77 | <div></div> 0.1% |
| 200 | | 90 | <div></div> 0.2% |
| 201 | | 89 | <div></div> 0.2% |
| 202 | | 103 | <div></div> 0.2% |
| 203 | | 86 | <div></div> 0.1% |
| 204 | | 88 | <div></div> 0.1% |
| 205 | | 79 | <div></div> 0.1% |

File : Question 1 to 6

PSU: PSU

| Value | Label | Cases | Percentage |
|-------|-------|-------|------------|
| 206 | | 119 | 0.2% |
| 207 | | 88 | 0.1% |
| 208 | | 82 | 0.1% |
| 209 | | 94 | 0.2% |
| 210 | | 92 | 0.2% |
| 211 | | 79 | 0.1% |
| 212 | | 72 | 0.1% |
| 213 | | 69 | 0.1% |
| 214 | | 50 | 0.1% |
| 215 | | 81 | 0.1% |
| 216 | | 47 | 0.1% |
| 217 | | 18 | 0.0% |
| 218 | | 44 | 0.1% |
| 219 | | 41 | 0.1% |
| 220 | | 25 | 0.0% |
| 221 | | 51 | 0.1% |
| 222 | | 54 | 0.1% |
| 223 | | 31 | 0.1% |
| 224 | | 54 | 0.1% |
| 225 | | 61 | 0.1% |
| 226 | | 52 | 0.1% |
| 227 | | 46 | 0.1% |
| 228 | | 24 | 0.0% |
| 229 | | 21 | 0.0% |
| 230 | | 20 | 0.0% |
| 231 | | 23 | 0.0% |
| 232 | | 24 | 0.0% |
| 233 | | 28 | 0.0% |
| 234 | | 28 | 0.0% |
| 235 | | 21 | 0.0% |
| 236 | | 28 | 0.0% |
| 237 | | 23 | 0.0% |
| 238 | | 23 | 0.0% |
| 239 | | 34 | 0.1% |
| 240 | | 18 | 0.0% |
| 241 | | 16 | 0.0% |
| 242 | | 25 | 0.0% |
| 243 | | 20 | 0.0% |
| 244 | | 24 | 0.0% |
| 245 | | 31 | 0.1% |
| 246 | | 20 | 0.0% |
| 247 | | 14 | 0.0% |
| 248 | | 20 | 0.0% |

File : Question 1 to 6

PSU: PSU

| Value | Label | Cases | Percentage |
|-------|-------|-------|------------|
| 249 | | 16 | 0.0% |
| 250 | | 22 | 0.0% |
| 252 | | 29 | 0.0% |
| 253 | | 21 | 0.0% |
| 254 | | 32 | 0.1% |
| 255 | | 32 | 0.1% |
| 256 | | 20 | 0.0% |
| 257 | | 30 | 0.1% |
| 258 | | 28 | 0.0% |
| 259 | | 22 | 0.0% |

Warning: these figures indicate the number of cases found in the data file. They cannot be interpreted as summary statistics of the population of interest.

HUNO: HUNO

| | |
|--------------------|---|
| Information | [Type= discrete] [Format=character] [Missing=*] |
| Statistics [NW/ W] | [Valid=58889 /-] [Invalid=0 /-] |

| Value | Label | Cases | Percentage |
|-------|-------|-------|------------|
| 01 | | 6126 | 10.4% |
| 02 | | 5906 | 10.0% |
| 03 | | 5923 | 10.1% |
| 04 | | 5848 | 9.9% |
| 05 | | 5987 | 10.2% |
| 06 | | 5943 | 10.1% |
| 07 | | 5942 | 10.1% |
| 08 | | 5871 | 10.0% |
| 09 | | 5733 | 9.7% |
| 10 | | 5610 | 9.5% |

Warning: these figures indicate the number of cases found in the data file. They cannot be interpreted as summary statistics of the population of interest.

HHNO: HHNO

| | |
|--------------------|--|
| Information | [Type= discrete] [Format=numeric] [Range= 1-4] [Missing=*] |
| Statistics [NW/ W] | [Valid=58889 /-] [Invalid=0 /-] |

| Value | Label | Cases | Percentage |
|-------|-------|-------|------------|
| 1 | | 58675 | 99.6% |
| 2 | | 200 | 0.3% |
| 3 | | 5 | 0.0% |
| 4 | | 9 | 0.0% |

Warning: these figures indicate the number of cases found in the data file. They cannot be interpreted as summary statistics of the population of interest.

HHSENO: HHSENO

| | |
|--------------------|---|
| Information | [Type= discrete] [Format=character] [Missing=*] |
| Statistics [NW/ W] | [Valid=58889 /-] [Invalid=0 /-] |

| Value | Label | Cases | Percentage |
|-------|-------|-------|------------|
| 001 | | 798 | 1.4% |
| 002 | | 774 | 1.3% |

File : Question 1 to 6

HHSERNO: HHSERNO

| Value | Label | Cases | Percentage |
|-------|-------|-------|------------|
| 003 | | 741 | 1.3% |
| 004 | | 793 | 1.3% |
| 005 | | 798 | 1.4% |
| 006 | | 735 | 1.2% |
| 007 | | 768 | 1.3% |
| 008 | | 708 | 1.2% |
| 009 | | 773 | 1.3% |
| 010 | | 730 | 1.2% |
| 011 | | 754 | 1.3% |
| 012 | | 754 | 1.3% |
| 013 | | 733 | 1.2% |
| 014 | | 675 | 1.1% |
| 015 | | 730 | 1.2% |
| 016 | | 742 | 1.3% |
| 017 | | 731 | 1.2% |
| 018 | | 765 | 1.3% |
| 019 | | 739 | 1.3% |
| 020 | | 657 | 1.1% |
| 021 | | 691 | 1.2% |
| 022 | | 704 | 1.2% |
| 023 | | 685 | 1.2% |
| 024 | | 718 | 1.2% |
| 025 | | 663 | 1.1% |
| 026 | | 691 | 1.2% |
| 027 | | 711 | 1.2% |
| 028 | | 681 | 1.2% |
| 029 | | 680 | 1.2% |
| 030 | | 697 | 1.2% |
| 031 | | 627 | 1.1% |
| 032 | | 580 | 1.0% |
| 033 | | 631 | 1.1% |
| 034 | | 598 | 1.0% |
| 035 | | 582 | 1.0% |
| 036 | | 586 | 1.0% |
| 037 | | 579 | 1.0% |
| 038 | | 601 | 1.0% |
| 039 | | 521 | 0.9% |
| 040 | | 542 | 0.9% |
| 041 | | 537 | 0.9% |
| 042 | | 516 | 0.9% |
| 043 | | 547 | 0.9% |
| 044 | | 503 | 0.9% |
| 045 | | 516 | 0.9% |

File : Question 1 to 6

HHSERNO: HHSERNO

| Value | Label | Cases | Percentage |
|-------|-------|-------|------------|
| 046 | | 492 | 0.8% |
| 047 | | 482 | 0.8% |
| 048 | | 532 | 0.9% |
| 049 | | 535 | 0.9% |
| 050 | | 487 | 0.8% |
| 051 | | 429 | 0.7% |
| 052 | | 376 | 0.6% |
| 053 | | 378 | 0.6% |
| 054 | | 404 | 0.7% |
| 055 | | 378 | 0.6% |
| 056 | | 388 | 0.7% |
| 057 | | 381 | 0.6% |
| 058 | | 383 | 0.7% |
| 059 | | 378 | 0.6% |
| 060 | | 377 | 0.6% |
| 061 | | 353 | 0.6% |
| 062 | | 337 | 0.6% |
| 063 | | 340 | 0.6% |
| 064 | | 355 | 0.6% |
| 065 | | 374 | 0.6% |
| 066 | | 342 | 0.6% |
| 067 | | 355 | 0.6% |
| 068 | | 334 | 0.6% |
| 069 | | 297 | 0.5% |
| 070 | | 347 | 0.6% |
| 071 | | 306 | 0.5% |
| 072 | | 292 | 0.5% |
| 073 | | 274 | 0.5% |
| 074 | | 281 | 0.5% |
| 075 | | 273 | 0.5% |
| 076 | | 337 | 0.6% |
| 077 | | 337 | 0.6% |
| 078 | | 332 | 0.6% |
| 079 | | 300 | 0.5% |
| 080 | | 309 | 0.5% |
| 081 | | 275 | 0.5% |
| 082 | | 255 | 0.4% |
| 083 | | 291 | 0.5% |
| 084 | | 270 | 0.5% |
| 085 | | 291 | 0.5% |
| 086 | | 302 | 0.5% |
| 087 | | 273 | 0.5% |
| 088 | | 253 | 0.4% |












































File : Question 1 to 6

HHSERNO: HHSERNO

| Value | Label | Cases | Percentage |
|-------|-------|-------|------------|
| 089 | | 276 | 0.5% |
| 090 | | 270 | 0.5% |
| 091 | | 256 | 0.4% |
| 092 | | 267 | 0.5% |
| 093 | | 230 | 0.4% |
| 094 | | 243 | 0.4% |
| 095 | | 261 | 0.4% |
| 096 | | 251 | 0.4% |
| 097 | | 230 | 0.4% |
| 098 | | 238 | 0.4% |
| 099 | | 226 | 0.4% |
| 100 | | 211 | 0.4% |
| 101 | | 151 | 0.3% |
| 102 | | 134 | 0.2% |
| 103 | | 149 | 0.3% |
| 104 | | 140 | 0.2% |
| 105 | | 128 | 0.2% |
| 106 | | 131 | 0.2% |
| 107 | | 145 | 0.2% |
| 108 | | 126 | 0.2% |
| 109 | | 129 | 0.2% |
| 110 | | 117 | 0.2% |
| 111 | | 101 | 0.2% |
| 112 | | 111 | 0.2% |
| 113 | | 103 | 0.2% |
| 114 | | 99 | 0.2% |
| 115 | | 123 | 0.2% |
| 116 | | 118 | 0.2% |
| 117 | | 123 | 0.2% |
| 118 | | 109 | 0.2% |
| 119 | | 111 | 0.2% |
| 120 | | 109 | 0.2% |
| 121 | | 110 | 0.2% |
| 122 | | 126 | 0.2% |
| 123 | | 111 | 0.2% |
| 124 | | 113 | 0.2% |
| 125 | | 126 | 0.2% |
| 126 | | 115 | 0.2% |
| 127 | | 111 | 0.2% |
| 128 | | 122 | 0.2% |
| 129 | | 107 | 0.2% |
| 130 | | 105 | 0.2% |
| 131 | | 124 | 0.2% |












































File : Question 1 to 6

HHSERNO: HHSERNO

| Value | Label | Cases | Percentage |
|-------|-------|-------|--|
| 132 | | 118 |  0.2% |
| 133 | | 119 |  0.2% |
| 134 | | 131 |  0.2% |
| 135 | | 113 |  0.2% |
| 136 | | 109 |  0.2% |
| 137 | | 96 |  0.2% |
| 138 | | 129 |  0.2% |
| 139 | | 118 |  0.2% |
| 140 | | 93 |  0.2% |
| 141 | | 101 |  0.2% |
| 142 | | 110 |  0.2% |
| 143 | | 106 |  0.2% |
| 144 | | 108 |  0.2% |
| 145 | | 129 |  0.2% |
| 146 | | 126 |  0.2% |
| 147 | | 111 |  0.2% |
| 148 | | 100 |  0.2% |
| 149 | | 108 |  0.2% |
| 150 | | 103 |  0.2% |
| 151 | | 125 |  0.2% |
| 152 | | 121 |  0.2% |
| 153 | | 129 |  0.2% |
| 154 | | 113 |  0.2% |
| 155 | | 132 |  0.2% |
| 156 | | 109 |  0.2% |
| 157 | | 97 |  0.2% |
| 158 | | 108 |  0.2% |
| 159 | | 98 |  0.2% |
| 160 | | 104 |  0.2% |
| 161 | | 126 |  0.2% |
| 162 | | 132 |  0.2% |
| 163 | | 129 |  0.2% |
| 164 | | 102 |  0.2% |
| 165 | | 114 |  0.2% |
| 166 | | 112 |  0.2% |
| 167 | | 135 |  0.2% |
| 168 | | 115 |  0.2% |
| 169 | | 113 |  0.2% |
| 170 | | 103 |  0.2% |
| 171 | | 122 |  0.2% |
| 172 | | 99 |  0.2% |
| 173 | | 123 |  0.2% |
| 174 | | 99 |  0.2% |

File : Question 1 to 6

HHSERNO: HHSERNO

| Value | Label | Cases | Percentage |
|-------|-------|-------|--|
| 175 | | 100 |  0.2% |
| 176 | | 94 |  0.2% |
| 177 | | 91 |  0.2% |
| 178 | | 121 |  0.2% |
| 179 | | 88 |  0.1% |
| 180 | | 79 |  0.1% |
| 181 | | 72 |  0.1% |
| 182 | | 73 |  0.1% |
| 183 | | 55 |  0.1% |
| 184 | | 51 |  0.1% |
| 185 | | 70 |  0.1% |
| 186 | | 70 |  0.1% |
| 187 | | 65 |  0.1% |
| 188 | | 49 |  0.1% |
| 189 | | 43 |  0.1% |
| 190 | | 52 |  0.1% |
| 191 | | 39 |  0.1% |
| 192 | | 37 |  0.1% |
| 193 | | 31 |  0.1% |
| 194 | | 37 |  0.1% |
| 195 | | 39 |  0.1% |
| 196 | | 35 |  0.1% |
| 197 | | 32 |  0.1% |
| 198 | | 39 |  0.1% |
| 199 | | 27 |  0.0% |
| 200 | | 35 |  0.1% |
| 201 | | 26 |  0.0% |
| 202 | | 26 |  0.0% |
| 203 | | 27 |  0.0% |
| 204 | | 24 |  0.0% |
| 205 | | 35 |  0.1% |
| 206 | | 27 |  0.0% |
| 207 | | 24 |  0.0% |
| 208 | | 26 |  0.0% |
| 209 | | 32 |  0.1% |
| 210 | | 25 |  0.0% |
| 211 | | 15 |  0.0% |
| 212 | | 18 |  0.0% |
| 213 | | 17 |  0.0% |
| 214 | | 7 |  0.0% |
| 215 | | 13 |  0.0% |
| 216 | | 10 |  0.0% |
| 217 | | 12 |  0.0% |

File : Question 1 to 6

HH SERNO: HH SERNO

| Value | Label | Cases | Percentage |
|-------|-------|-------|------------|
| 218 | | 14 | 0.0% |
| 219 | | 13 | 0.0% |
| 220 | | 12 | 0.0% |
| 221 | | 12 | 0.0% |
| 222 | | 4 | 0.0% |
| 273 | | 2 | 0.0% |

Warning: these figures indicate the number of cases found in the data file. They cannot be interpreted as summary statistics of the population of interest.

Q1 SERNO: Q1 SERNO

| | |
|--------------------|---|
| Information | [Type= discrete] [Format=character] [Missing=*] |
| Statistics [NW/ W] | [Valid=58889 /-] [Invalid=0 /-] |

| Value | Label | Cases | Percentage |
|-------|-------|-------|------------|
| 01 | | 20782 | 35.3% |
| 02 | | 18313 | 31.1% |
| 03 | | 10027 | 17.0% |
| 04 | | 5497 | 9.3% |
| 05 | | 2483 | 4.2% |
| 06 | | 1116 | 1.9% |
| 07 | | 400 | 0.7% |
| 08 | | 153 | 0.3% |
| 09 | | 75 | 0.1% |
| 10 | | 26 | 0.0% |
| 11 | | 7 | 0.0% |
| 12 | | 5 | 0.0% |
| 13 | | 2 | 0.0% |
| 14 | | 1 | 0.0% |
| 15 | | 1 | 0.0% |
| 16 | | 1 | 0.0% |

Warning: these figures indicate the number of cases found in the data file. They cannot be interpreted as summary statistics of the population of interest.

Q2: Q2

| | |
|--------------------|--|
| Information | [Type= discrete] [Format=numeric] [Range= 1-2] [Missing=*] |
| Statistics [NW/ W] | [Valid=58889 /-] [Invalid=0 /-] |

| Value | Label | Cases | Percentage |
|-------|-------|-------|------------|
| 1 | | 28458 | 48.3% |
| 2 | | 30431 | 51.7% |

Warning: these figures indicate the number of cases found in the data file. They cannot be interpreted as summary statistics of the population of interest.

Q3: Q3

| | |
|--------------------|--|
| Information | [Type= discrete] [Format=numeric] [Range= 1-3] [Missing=*] |
| Statistics [NW/ W] | [Valid=28458 /-] [Invalid=30431 /-] |

| Value | Label | Cases | Percentage |
|-------|-------|-------|------------|
| 1 | | 25823 | 90.7% |
| 2 | | 100 | 0.4% |

File : Question 1 to 6

Q3: Q3

| Value | Label | Cases | Percentage |
|---------|-------|-------|------------|
| 3 | | 2535 | 8.9% |
| Sysmiss | | 30431 | |

Warning: these figures indicate the number of cases found in the data file. They cannot be interpreted as summary statistics of the population of interest.

Q4: Q4

| | |
|---------------------------|--|
| Information | [Type= discrete] [Format=numeric] [Range= 1-2] [Missing=*] |
| Statistics [NW/ W] | [Valid=30431 /-] [Invalid=28458 /-] |

| Value | Label | Cases | Percentage |
|---------|-------|-------|------------|
| 1 | | 1363 | 4.5% |
| 2 | | 29068 | 95.5% |
| Sysmiss | | 28458 | |

Warning: these figures indicate the number of cases found in the data file. They cannot be interpreted as summary statistics of the population of interest.

Q5: Q5

| | |
|---------------------------|--|
| Information | [Type= discrete] [Format=numeric] [Range= 1-9] [Missing=*] |
| Statistics [NW/ W] | [Valid=1363 /-] [Invalid=57526 /-] |

| Value | Label | Cases | Percentage |
|---------|-------|-------|------------|
| 1 | | 295 | 21.6% |
| 2 | | 210 | 15.4% |
| 3 | | 246 | 18.0% |
| 4 | | 325 | 23.8% |
| 5 | | 99 | 7.3% |
| 9 | | 188 | 13.8% |
| Sysmiss | | 57526 | |

Warning: these figures indicate the number of cases found in the data file. They cannot be interpreted as summary statistics of the population of interest.

Q6A: Q6A

| | |
|---------------------------|--|
| Information | [Type= discrete] [Format=numeric] [Range= 1-2] [Missing=*] |
| Statistics [NW/ W] | [Valid=29068 /-] [Invalid=29821 /-] |

| Value | Label | Cases | Percentage |
|---------|-------|-------|------------|
| 1 | | 2825 | 9.7% |
| 2 | | 26243 | 90.3% |
| Sysmiss | | 29821 | |

Warning: these figures indicate the number of cases found in the data file. They cannot be interpreted as summary statistics of the population of interest.

Q6BHH1: Q6BHH1

| | |
|---------------------------|---|
| Information | [Type= discrete] [Format=character] [Missing=*] |
| Statistics [NW/ W] | [Valid=2538 /-] [Invalid=0 /-] |

| Value | Label | Cases | Percentage |
|-------|-------|-------|------------|
| 00 | | 34 | 1.3% |
| 01 | | 406 | 16.0% |
| 02 | | 644 | 25.4% |
| 03 | | 384 | 15.1% |
| 04 | | 265 | 10.4% |
| 05 | | 174 | 6.9% |

File : Question 1 to 6

Q6BHH1: Q6BHH1

| Value | Label | Cases | Percentage |
|-------|-------|-------|------------|
| 06 | | 117 | 4.6% |
| 07 | | 61 | 2.4% |
| 08 | | 81 | 3.2% |
| 09 | | 7 | 0.3% |
| 10 | | 208 | 8.2% |
| 12 | | 23 | 0.9% |
| 14 | | 37 | 1.5% |
| 15 | | 32 | 1.3% |
| 16 | | 1 | 0.0% |
| 18 | | 2 | 0.1% |
| 20 | | 36 | 1.4% |
| 21 | | 1 | 0.0% |
| 26 | | 1 | 0.0% |
| 28 | | 4 | 0.2% |
| 29 | | 1 | 0.0% |
| 30 | | 5 | 0.2% |
| 36 | | 2 | 0.1% |
| 40 | | 1 | 0.0% |
| 48 | | 7 | 0.3% |
| 60 | | 4 | 0.2% |

Warning: these figures indicate the number of cases found in the data file. They cannot be interpreted as summary statistics of the population of interest.

Q6BHH2: Q6BHH2

| Information | [Type= discrete] [Format=character] [Missing=*] | | |
|---------------------------|---|-------|------------|
| Statistics [NW/ W] | [Valid=963 /-] [Invalid=0 /-] | | |
| Value | Label | Cases | Percentage |
| 00 | | 30 | 3.1% |
| 01 | | 183 | 19.0% |
| 02 | | 212 | 22.0% |
| 03 | | 123 | 12.8% |
| 04 | | 100 | 10.4% |
| 05 | | 56 | 5.8% |
| 06 | | 32 | 3.3% |
| 07 | | 53 | 5.5% |
| 08 | | 19 | 2.0% |
| 09 | | 4 | 0.4% |
| 10 | | 86 | 8.9% |
| 12 | | 8 | 0.8% |
| 14 | | 16 | 1.7% |
| 15 | | 6 | 0.6% |
| 18 | | 3 | 0.3% |
| 20 | | 11 | 1.1% |
| 21 | | 2 | 0.2% |
| 24 | | 1 | 0.1% |

File : Question 1 to 6

Q6BHH2: Q6BHH2

| Value | Label | Cases | Percentage |
|-------|-------|-------|------------|
| 25 | | 1 | 0.1% |
| 28 | | 5 | 0.5% |
| 30 | | 1 | 0.1% |
| 35 | | 1 | 0.1% |
| 40 | | 1 | 0.1% |
| 48 | | 7 | 0.7% |
| 70 | | 1 | 0.1% |
| 96 | | 1 | 0.1% |

Warning: these figures indicate the number of cases found in the data file. They cannot be interpreted as summary statistics of the population of interest.

Q6BHH3: Q6BHH3

| | |
|--------------------|---|
| Information | [Type= discrete] [Format=character] [Missing=*] |
| Statistics [NW/ W] | [Valid=113 /-] [Invalid=0 /-] |

| Value | Label | Cases | Percentage |
|-------|-------|-------|------------|
| 00 | | 6 | 5.3% |
| 01 | | 5 | 4.4% |
| 02 | | 8 | 7.1% |
| 03 | | 1 | 0.9% |
| 04 | | 2 | 1.8% |
| 05 | | 2 | 1.8% |
| 06 | | 4 | 3.5% |
| 08 | | 2 | 1.8% |
| 10 | | 13 | 11.5% |
| 15 | | 6 | 5.3% |
| 16 | | 1 | 0.9% |
| 18 | | 1 | 0.9% |
| 20 | | 6 | 5.3% |
| 21 | | 1 | 0.9% |
| 25 | | 3 | 2.7% |
| 26 | | 1 | 0.9% |
| 28 | | 8 | 7.1% |
| 29 | | 1 | 0.9% |
| 30 | | 4 | 3.5% |
| 32 | | 9 | 8.0% |
| 34 | | 1 | 0.9% |
| 35 | | 2 | 1.8% |
| 36 | | 2 | 1.8% |
| 40 | | 14 | 12.4% |
| 42 | | 3 | 2.7% |
| 45 | | 1 | 0.9% |
| 48 | | 2 | 1.8% |
| 50 | | 2 | 1.8% |
| 63 | | 1 | 0.9% |
| 70 | | 1 | 0.9% |

| |
|--|
| File : Question 1 to 6 |
| # Q6BHH3: Q6BHH3 |
| <i>Warning: these figures indicate the number of cases found in the data file. They cannot be interpreted as summary statistics of the population of interest.</i> |

File : Question 7 to 14

REC_TYPE: REC_TYPE

Information [Type= discrete] [Format=character] [Missing=*]

Statistics [NW/ W] [Valid=29821 /-] [Invalid=0 /-]

| Value | Label | Cases | Percentage |
|-------|-------|-------|--------------------|
| 04 | | 29821 | <div></div> 100.0% |

Warning: these figures indicate the number of cases found in the data file. They cannot be interpreted as summary statistics of the population of interest.

YEAR: YEAR

Information [Type= discrete] [Format=numeric] [Range= 2013-2013] [Missing=*]

Statistics [NW/ W] [Valid=29821 /-] [Invalid=0 /-]

| Value | Label | Cases | Percentage |
|-------|-------|-------|--------------------|
| 2013 | | 29821 | <div></div> 100.0% |

Warning: these figures indicate the number of cases found in the data file. They cannot be interpreted as summary statistics of the population of interest.

MONTH: MONTH

Information [Type= discrete] [Format=character] [Missing=*]

Statistics [NW/ W] [Valid=29821 /-] [Invalid=0 /-]

| Value | Label | Cases | Percentage |
|-------|-------|-------|------------------|
| 01 | | 2510 | <div></div> 8.4% |
| 02 | | 2482 | <div></div> 8.3% |
| 03 | | 2618 | <div></div> 8.8% |
| 04 | | 2623 | <div></div> 8.8% |
| 05 | | 2520 | <div></div> 8.5% |
| 06 | | 2495 | <div></div> 8.4% |
| 07 | | 2581 | <div></div> 8.7% |
| 08 | | 2443 | <div></div> 8.2% |
| 09 | | 2417 | <div></div> 8.1% |
| 10 | | 2437 | <div></div> 8.2% |
| 11 | | 2350 | <div></div> 7.9% |
| 12 | | 2345 | <div></div> 7.9% |

Warning: these figures indicate the number of cases found in the data file. They cannot be interpreted as summary statistics of the population of interest.

SECTOR: SECTOR

Information [Type= discrete] [Format=numeric] [Range= 1-3] [Missing=*]

Statistics [NW/ W] [Valid=29821 /-] [Invalid=0 /-]

| Value | Label | Cases | Percentage |
|-------|-------|-------|-------------------|
| 1 | | 4424 | <div></div> 14.8% |
| 2 | | 24064 | <div></div> 80.7% |
| 3 | | 1333 | <div></div> 4.5% |

Warning: these figures indicate the number of cases found in the data file. They cannot be interpreted as summary statistics of the population of interest.

DISTRICT: DISTRICT

Information [Type= continuous] [Format=numeric] [Range= 11-92] [Missing=*]

Statistics [NW/ W] [Valid=29821 /-] [Invalid=0 /-] [Mean=42.584 /-] [StdDev=26.782 /-]

DS: DS

Information [Type= discrete] [Format=character] [Missing=*]

File : Question 7 to 14

DS: DS

Statistics [NW/ W] [Valid=29821 /-] [Invalid=0 /-]

| Value | Label | Cases | Percentage |
|-------|-------|-------|------------|
| 03 | | 2323 | 7.8% |
| 04 | | 14 | 0.0% |
| 05 | | 24 | 0.1% |
| 06 | | 2182 | 7.3% |
| 09 | | 2396 | 8.0% |
| 10 | | 160 | 0.5% |
| 11 | | 103 | 0.3% |
| 12 | | 2260 | 7.6% |
| 13 | | 16 | 0.1% |
| 15 | | 2196 | 7.4% |
| 16 | | 23 | 0.1% |
| 18 | | 1659 | 5.6% |
| 19 | | 38 | 0.1% |
| 20 | | 7 | 0.0% |
| 21 | | 1568 | 5.3% |
| 22 | | 27 | 0.1% |
| 24 | | 1707 | 5.7% |
| 25 | | 120 | 0.4% |
| 27 | | 1872 | 6.3% |
| 30 | | 1748 | 5.9% |
| 31 | | 196 | 0.7% |
| 33 | | 1599 | 5.4% |
| 34 | | 201 | 0.7% |
| 35 | | 37 | 0.1% |
| 36 | | 1434 | 4.8% |
| 37 | | 77 | 0.3% |
| 38 | | 101 | 0.3% |
| 39 | | 1219 | 4.1% |
| 40 | | 37 | 0.1% |
| 41 | | 52 | 0.2% |
| 42 | | 823 | 2.8% |
| 45 | | 608 | 2.0% |
| 48 | | 675 | 2.3% |
| 49 | | 58 | 0.2% |
| 51 | | 424 | 1.4% |
| 54 | | 436 | 1.5% |
| 57 | | 201 | 0.7% |
| 60 | | 182 | 0.6% |
| 63 | | 154 | 0.5% |
| 66 | | 98 | 0.3% |
| 69 | | 69 | 0.2% |
| 72 | | 119 | 0.4% |

File : Question 7 to 14

DS: DS

| Value | Label | Cases | Percentage |
|-------|-------|-------|------------|
| 75 | | 84 | 0.3% |
| 78 | | 202 | 0.7% |
| 81 | | 83 | 0.3% |
| 84 | | 102 | 0.3% |
| 87 | | 107 | 0.4% |

Warning: these figures indicate the number of cases found in the data file. They cannot be interpreted as summary statistics of the population of interest.

PSU: PSU

| | |
|--------------------|---|
| Information | [Type= discrete] [Format=character] [Missing=*] |
| Statistics [NW/ W] | [Valid=29821 /-] [Invalid=0 /-] |

| Value | Label | Cases | Percentage |
|-------|-------|-------|------------|
| 001 | | 297 | 1.0% |
| 002 | | 287 | 1.0% |
| 003 | | 277 | 0.9% |
| 004 | | 299 | 1.0% |
| 005 | | 265 | 0.9% |
| 006 | | 327 | 1.1% |
| 007 | | 298 | 1.0% |
| 008 | | 284 | 1.0% |
| 009 | | 307 | 1.0% |
| 010 | | 323 | 1.1% |
| 011 | | 285 | 1.0% |
| 012 | | 271 | 0.9% |
| 013 | | 304 | 1.0% |
| 014 | | 301 | 1.0% |
| 015 | | 280 | 0.9% |
| 016 | | 296 | 1.0% |
| 017 | | 335 | 1.1% |
| 018 | | 306 | 1.0% |
| 019 | | 273 | 0.9% |
| 020 | | 314 | 1.1% |
| 021 | | 327 | 1.1% |
| 022 | | 329 | 1.1% |
| 023 | | 308 | 1.0% |
| 024 | | 276 | 0.9% |
| 025 | | 322 | 1.1% |
| 026 | | 317 | 1.1% |
| 027 | | 306 | 1.0% |
| 028 | | 280 | 0.9% |
| 029 | | 324 | 1.1% |
| 030 | | 279 | 0.9% |
| 031 | | 286 | 1.0% |
| 032 | | 288 | 1.0% |
| 033 | | 328 | 1.1% |

File : Question 7 to 14

PSU: PSU

| Value | Label | Cases | Percentage |
|-------|-------|-------|------------|
| 034 | | 289 | 1.0% |
| 035 | | 319 | 1.1% |
| 036 | | 308 | 1.0% |
| 037 | | 262 | 0.9% |
| 038 | | 190 | 0.6% |
| 039 | | 229 | 0.8% |
| 040 | | 253 | 0.8% |
| 041 | | 257 | 0.9% |
| 042 | | 230 | 0.8% |
| 043 | | 224 | 0.8% |
| 044 | | 253 | 0.8% |
| 045 | | 270 | 0.9% |
| 046 | | 257 | 0.9% |
| 047 | | 236 | 0.8% |
| 048 | | 236 | 0.8% |
| 049 | | 234 | 0.8% |
| 050 | | 248 | 0.8% |
| 051 | | 231 | 0.8% |
| 052 | | 211 | 0.7% |
| 053 | | 222 | 0.7% |
| 054 | | 232 | 0.8% |
| 055 | | 247 | 0.8% |
| 056 | | 192 | 0.6% |
| 057 | | 218 | 0.7% |
| 058 | | 234 | 0.8% |
| 059 | | 221 | 0.7% |
| 060 | | 204 | 0.7% |
| 061 | | 180 | 0.6% |
| 062 | | 197 | 0.7% |
| 063 | | 187 | 0.6% |
| 064 | | 200 | 0.7% |
| 065 | | 193 | 0.6% |
| 066 | | 218 | 0.7% |
| 067 | | 169 | 0.6% |
| 068 | | 139 | 0.5% |
| 069 | | 163 | 0.5% |
| 070 | | 137 | 0.5% |
| 071 | | 176 | 0.6% |
| 072 | | 169 | 0.6% |
| 073 | | 158 | 0.5% |
| 074 | | 127 | 0.4% |
| 075 | | 173 | 0.6% |
| 076 | | 151 | 0.5% |

File : Question 7 to 14

PSU: PSU

| Value | Label | Cases | Percentage |
|-------|-------|-------|------------|
| 077 | | 152 | 0.5% |
| 078 | | 159 | 0.5% |
| 079 | | 167 | 0.6% |
| 080 | | 145 | 0.5% |
| 081 | | 147 | 0.5% |
| 082 | | 142 | 0.5% |
| 083 | | 144 | 0.5% |
| 084 | | 183 | 0.6% |
| 085 | | 156 | 0.5% |
| 086 | | 144 | 0.5% |
| 087 | | 154 | 0.5% |
| 088 | | 139 | 0.5% |
| 089 | | 142 | 0.5% |
| 090 | | 121 | 0.4% |
| 091 | | 106 | 0.4% |
| 092 | | 138 | 0.5% |
| 093 | | 141 | 0.5% |
| 094 | | 116 | 0.4% |
| 095 | | 125 | 0.4% |
| 096 | | 131 | 0.4% |
| 097 | | 150 | 0.5% |
| 098 | | 108 | 0.4% |
| 099 | | 124 | 0.4% |
| 100 | | 121 | 0.4% |
| 101 | | 118 | 0.4% |
| 102 | | 102 | 0.3% |
| 103 | | 116 | 0.4% |
| 104 | | 116 | 0.4% |
| 105 | | 113 | 0.4% |
| 106 | | 115 | 0.4% |
| 107 | | 122 | 0.4% |
| 108 | | 114 | 0.4% |
| 109 | | 132 | 0.4% |
| 110 | | 85 | 0.3% |
| 111 | | 82 | 0.3% |
| 112 | | 110 | 0.4% |
| 113 | | 106 | 0.4% |
| 114 | | 127 | 0.4% |
| 115 | | 115 | 0.4% |
| 116 | | 102 | 0.3% |
| 117 | | 103 | 0.3% |
| 118 | | 79 | 0.3% |
| 119 | | 83 | 0.3% |

File : Question 7 to 14

PSU: PSU

| Value | Label | Cases | Percentage |
|-------|-------|-------|------------------|
| 120 | | 89 | <div></div> 0.3% |
| 121 | | 70 | <div></div> 0.2% |
| 122 | | 72 | <div></div> 0.2% |
| 123 | | 80 | <div></div> 0.3% |
| 124 | | 64 | <div></div> 0.2% |
| 125 | | 92 | <div></div> 0.3% |
| 126 | | 74 | <div></div> 0.2% |
| 127 | | 55 | <div></div> 0.2% |
| 128 | | 73 | <div></div> 0.2% |
| 129 | | 63 | <div></div> 0.2% |
| 130 | | 59 | <div></div> 0.2% |
| 131 | | 49 | <div></div> 0.2% |
| 132 | | 45 | <div></div> 0.2% |
| 133 | | 37 | <div></div> 0.1% |
| 134 | | 38 | <div></div> 0.1% |
| 135 | | 49 | <div></div> 0.2% |
| 136 | | 51 | <div></div> 0.2% |
| 137 | | 46 | <div></div> 0.2% |
| 138 | | 35 | <div></div> 0.1% |
| 139 | | 45 | <div></div> 0.2% |
| 140 | | 61 | <div></div> 0.2% |
| 141 | | 65 | <div></div> 0.2% |
| 142 | | 39 | <div></div> 0.1% |
| 143 | | 65 | <div></div> 0.2% |
| 144 | | 37 | <div></div> 0.1% |
| 145 | | 52 | <div></div> 0.2% |
| 146 | | 54 | <div></div> 0.2% |
| 147 | | 49 | <div></div> 0.2% |
| 148 | | 58 | <div></div> 0.2% |
| 149 | | 47 | <div></div> 0.2% |
| 150 | | 65 | <div></div> 0.2% |
| 151 | | 39 | <div></div> 0.1% |
| 152 | | 52 | <div></div> 0.2% |
| 153 | | 47 | <div></div> 0.2% |
| 154 | | 39 | <div></div> 0.1% |
| 155 | | 38 | <div></div> 0.1% |
| 156 | | 48 | <div></div> 0.2% |
| 157 | | 51 | <div></div> 0.2% |
| 158 | | 48 | <div></div> 0.2% |
| 159 | | 39 | <div></div> 0.1% |
| 160 | | 41 | <div></div> 0.1% |
| 161 | | 55 | <div></div> 0.2% |
| 162 | | 44 | <div></div> 0.1% |

File : Question 7 to 14

PSU: PSU

| Value | Label | Cases | Percentage |
|-------|-------|-------|------------------|
| 163 | | 43 | <div></div> 0.1% |
| 164 | | 35 | <div></div> 0.1% |
| 165 | | 45 | <div></div> 0.2% |
| 166 | | 54 | <div></div> 0.2% |
| 167 | | 55 | <div></div> 0.2% |
| 168 | | 51 | <div></div> 0.2% |
| 169 | | 50 | <div></div> 0.2% |
| 170 | | 42 | <div></div> 0.1% |
| 171 | | 40 | <div></div> 0.1% |
| 172 | | 34 | <div></div> 0.1% |
| 173 | | 45 | <div></div> 0.2% |
| 174 | | 60 | <div></div> 0.2% |
| 175 | | 54 | <div></div> 0.2% |
| 176 | | 49 | <div></div> 0.2% |
| 177 | | 58 | <div></div> 0.2% |
| 178 | | 47 | <div></div> 0.2% |
| 179 | | 58 | <div></div> 0.2% |
| 180 | | 38 | <div></div> 0.1% |
| 181 | | 47 | <div></div> 0.2% |
| 182 | | 45 | <div></div> 0.2% |
| 183 | | 44 | <div></div> 0.1% |
| 184 | | 55 | <div></div> 0.2% |
| 185 | | 47 | <div></div> 0.2% |
| 186 | | 44 | <div></div> 0.1% |
| 187 | | 41 | <div></div> 0.1% |
| 188 | | 40 | <div></div> 0.1% |
| 189 | | 40 | <div></div> 0.1% |
| 190 | | 41 | <div></div> 0.1% |
| 191 | | 49 | <div></div> 0.2% |
| 192 | | 44 | <div></div> 0.1% |
| 193 | | 56 | <div></div> 0.2% |
| 194 | | 50 | <div></div> 0.2% |
| 195 | | 36 | <div></div> 0.1% |
| 196 | | 47 | <div></div> 0.2% |
| 197 | | 52 | <div></div> 0.2% |
| 198 | | 39 | <div></div> 0.1% |
| 199 | | 38 | <div></div> 0.1% |
| 200 | | 30 | <div></div> 0.1% |
| 201 | | 46 | <div></div> 0.2% |
| 202 | | 55 | <div></div> 0.2% |
| 203 | | 46 | <div></div> 0.2% |
| 204 | | 43 | <div></div> 0.1% |
| 205 | | 31 | <div></div> 0.1% |

File : Question 7 to 14

PSU: PSU

| Value | Label | Cases | Percentage |
|-------|-------|-------|------------|
| 206 | | 57 | 0.2% |
| 207 | | 42 | 0.1% |
| 208 | | 40 | 0.1% |
| 209 | | 49 | 0.2% |
| 210 | | 40 | 0.1% |
| 211 | | 36 | 0.1% |
| 212 | | 44 | 0.1% |
| 213 | | 29 | 0.1% |
| 214 | | 24 | 0.1% |
| 215 | | 39 | 0.1% |
| 216 | | 22 | 0.1% |
| 217 | | 10 | 0.0% |
| 218 | | 19 | 0.1% |
| 219 | | 22 | 0.1% |
| 220 | | 15 | 0.1% |
| 221 | | 27 | 0.1% |
| 222 | | 29 | 0.1% |
| 223 | | 16 | 0.1% |
| 224 | | 21 | 0.1% |
| 225 | | 30 | 0.1% |
| 226 | | 22 | 0.1% |
| 227 | | 22 | 0.1% |
| 228 | | 13 | 0.0% |
| 229 | | 10 | 0.0% |
| 230 | | 10 | 0.0% |
| 231 | | 9 | 0.0% |
| 232 | | 9 | 0.0% |
| 233 | | 15 | 0.1% |
| 234 | | 14 | 0.0% |
| 235 | | 9 | 0.0% |
| 236 | | 13 | 0.0% |
| 237 | | 11 | 0.0% |
| 238 | | 12 | 0.0% |
| 239 | | 15 | 0.1% |
| 240 | | 9 | 0.0% |
| 241 | | 9 | 0.0% |
| 242 | | 11 | 0.0% |
| 243 | | 9 | 0.0% |
| 244 | | 14 | 0.0% |
| 245 | | 18 | 0.1% |
| 246 | | 8 | 0.0% |
| 247 | | 4 | 0.0% |
| 248 | | 11 | 0.0% |

File : Question 7 to 14

PSU: PSU

| Value | Label | Cases | Percentage |
|-------|-------|-------|------------|
| 249 | | 7 | 0.0% |
| 250 | | 11 | 0.0% |
| 252 | | 11 | 0.0% |
| 253 | | 6 | 0.0% |
| 254 | | 16 | 0.1% |
| 255 | | 20 | 0.1% |
| 256 | | 4 | 0.0% |
| 257 | | 14 | 0.0% |
| 258 | | 12 | 0.0% |
| 259 | | 11 | 0.0% |

Warning: these figures indicate the number of cases found in the data file. They cannot be interpreted as summary statistics of the population of interest.

HUNO: HUNO

| | |
|--------------------|---|
| Information | [Type= discrete] [Format=character] [Missing=*] |
| Statistics [NW/ W] | [Valid=29821 /-] [Invalid=0 /-] |

| Value | Label | Cases | Percentage |
|-------|-------|-------|------------|
| 01 | | 3169 | 10.6% |
| 02 | | 2986 | 10.0% |
| 03 | | 2990 | 10.0% |
| 04 | | 2971 | 10.0% |
| 05 | | 3032 | 10.2% |
| 06 | | 3023 | 10.1% |
| 07 | | 2951 | 9.9% |
| 08 | | 2947 | 9.9% |
| 09 | | 2896 | 9.7% |
| 10 | | 2856 | 9.6% |

Warning: these figures indicate the number of cases found in the data file. They cannot be interpreted as summary statistics of the population of interest.

HHNO: HHNO

| | |
|--------------------|--|
| Information | [Type= discrete] [Format=numeric] [Range= 1-4] [Missing=*] |
| Statistics [NW/ W] | [Valid=29821 /-] [Invalid=0 /-] |

| Value | Label | Cases | Percentage |
|-------|-------|-------|------------|
| 1 | | 29702 | 99.6% |
| 2 | | 112 | 0.4% |
| 3 | | 3 | 0.0% |
| 4 | | 4 | 0.0% |

Warning: these figures indicate the number of cases found in the data file. They cannot be interpreted as summary statistics of the population of interest.

HHSENO: HHSENO

| | |
|--------------------|---|
| Information | [Type= discrete] [Format=character] [Missing=*] |
| Statistics [NW/ W] | [Valid=29821 /-] [Invalid=0 /-] |

| Value | Label | Cases | Percentage |
|-------|-------|-------|------------|
| 001 | | 397 | 1.3% |
| 002 | | 395 | 1.3% |

File : Question 7 to 14

HHSERNO: HHSERNO

| Value | Label | Cases | Percentage |
|-------|-------|-------|------------|
| 003 | | 349 | 1.2% |
| 004 | | 401 | 1.3% |
| 005 | | 396 | 1.3% |
| 006 | | 384 | 1.3% |
| 007 | | 371 | 1.2% |
| 008 | | 340 | 1.1% |
| 009 | | 380 | 1.3% |
| 010 | | 365 | 1.2% |
| 011 | | 380 | 1.3% |
| 012 | | 377 | 1.3% |
| 013 | | 362 | 1.2% |
| 014 | | 344 | 1.2% |
| 015 | | 363 | 1.2% |
| 016 | | 378 | 1.3% |
| 017 | | 358 | 1.2% |
| 018 | | 385 | 1.3% |
| 019 | | 355 | 1.2% |
| 020 | | 342 | 1.1% |
| 021 | | 359 | 1.2% |
| 022 | | 364 | 1.2% |
| 023 | | 355 | 1.2% |
| 024 | | 367 | 1.2% |
| 025 | | 335 | 1.1% |
| 026 | | 355 | 1.2% |
| 027 | | 350 | 1.2% |
| 028 | | 360 | 1.2% |
| 029 | | 357 | 1.2% |
| 030 | | 357 | 1.2% |
| 031 | | 344 | 1.2% |
| 032 | | 308 | 1.0% |
| 033 | | 330 | 1.1% |
| 034 | | 323 | 1.1% |
| 035 | | 299 | 1.0% |
| 036 | | 300 | 1.0% |
| 037 | | 294 | 1.0% |
| 038 | | 314 | 1.1% |
| 039 | | 265 | 0.9% |
| 040 | | 295 | 1.0% |
| 041 | | 273 | 0.9% |
| 042 | | 264 | 0.9% |
| 043 | | 283 | 0.9% |
| 044 | | 256 | 0.9% |
| 045 | | 246 | 0.8% |

File : Question 7 to 14

HHSERNO: HHSERNO

| Value | Label | Cases | Percentage |
|-------|-------|-------|------------|
| 046 | | 252 | 0.8% |
| 047 | | 225 | 0.8% |
| 048 | | 262 | 0.9% |
| 049 | | 264 | 0.9% |
| 050 | | 236 | 0.8% |
| 051 | | 220 | 0.7% |
| 052 | | 187 | 0.6% |
| 053 | | 194 | 0.7% |
| 054 | | 194 | 0.7% |
| 055 | | 197 | 0.7% |
| 056 | | 197 | 0.7% |
| 057 | | 180 | 0.6% |
| 058 | | 197 | 0.7% |
| 059 | | 198 | 0.7% |
| 060 | | 183 | 0.6% |
| 061 | | 180 | 0.6% |
| 062 | | 171 | 0.6% |
| 063 | | 186 | 0.6% |
| 064 | | 189 | 0.6% |
| 065 | | 196 | 0.7% |
| 066 | | 185 | 0.6% |
| 067 | | 187 | 0.6% |
| 068 | | 173 | 0.6% |
| 069 | | 161 | 0.5% |
| 070 | | 178 | 0.6% |
| 071 | | 172 | 0.6% |
| 072 | | 156 | 0.5% |
| 073 | | 142 | 0.5% |
| 074 | | 141 | 0.5% |
| 075 | | 136 | 0.5% |
| 076 | | 176 | 0.6% |
| 077 | | 173 | 0.6% |
| 078 | | 168 | 0.6% |
| 079 | | 149 | 0.5% |
| 080 | | 159 | 0.5% |
| 081 | | 151 | 0.5% |
| 082 | | 139 | 0.5% |
| 083 | | 152 | 0.5% |
| 084 | | 143 | 0.5% |
| 085 | | 158 | 0.5% |
| 086 | | 156 | 0.5% |
| 087 | | 156 | 0.5% |
| 088 | | 127 | 0.4% |

File : Question 7 to 14

HHSERNO: HHSERNO

| Value | Label | Cases | Percentage |
|-------|-------|-------|------------|
| 089 | | 137 | 0.5% |
| 090 | | 135 | 0.5% |
| 091 | | 140 | 0.5% |
| 092 | | 128 | 0.4% |
| 093 | | 122 | 0.4% |
| 094 | | 115 | 0.4% |
| 095 | | 143 | 0.5% |
| 096 | | 125 | 0.4% |
| 097 | | 126 | 0.4% |
| 098 | | 131 | 0.4% |
| 099 | | 116 | 0.4% |
| 100 | | 104 | 0.3% |
| 101 | | 72 | 0.2% |
| 102 | | 64 | 0.2% |
| 103 | | 76 | 0.3% |
| 104 | | 68 | 0.2% |
| 105 | | 60 | 0.2% |
| 106 | | 64 | 0.2% |
| 107 | | 78 | 0.3% |
| 108 | | 61 | 0.2% |
| 109 | | 69 | 0.2% |
| 110 | | 50 | 0.2% |
| 111 | | 54 | 0.2% |
| 112 | | 62 | 0.2% |
| 113 | | 46 | 0.2% |
| 114 | | 43 | 0.1% |
| 115 | | 59 | 0.2% |
| 116 | | 62 | 0.2% |
| 117 | | 71 | 0.2% |
| 118 | | 58 | 0.2% |
| 119 | | 53 | 0.2% |
| 120 | | 59 | 0.2% |
| 121 | | 62 | 0.2% |
| 122 | | 63 | 0.2% |
| 123 | | 58 | 0.2% |
| 124 | | 45 | 0.2% |
| 125 | | 60 | 0.2% |
| 126 | | 62 | 0.2% |
| 127 | | 54 | 0.2% |
| 128 | | 53 | 0.2% |
| 129 | | 48 | 0.2% |
| 130 | | 52 | 0.2% |
| 131 | | 60 | 0.2% |












































File : Question 7 to 14

HHSERNO: HHSERNO

| Value | Label | Cases | Percentage |
|-------|-------|-------|------------|
| 132 | | 58 | 0.2% |
| 133 | | 58 | 0.2% |
| 134 | | 66 | 0.2% |
| 135 | | 47 | 0.2% |
| 136 | | 61 | 0.2% |
| 137 | | 49 | 0.2% |
| 138 | | 65 | 0.2% |
| 139 | | 61 | 0.2% |
| 140 | | 49 | 0.2% |
| 141 | | 53 | 0.2% |
| 142 | | 54 | 0.2% |
| 143 | | 54 | 0.2% |
| 144 | | 55 | 0.2% |
| 145 | | 61 | 0.2% |
| 146 | | 70 | 0.2% |
| 147 | | 55 | 0.2% |
| 148 | | 49 | 0.2% |
| 149 | | 45 | 0.2% |
| 150 | | 50 | 0.2% |
| 151 | | 63 | 0.2% |
| 152 | | 57 | 0.2% |
| 153 | | 72 | 0.2% |
| 154 | | 53 | 0.2% |
| 155 | | 58 | 0.2% |
| 156 | | 54 | 0.2% |
| 157 | | 39 | 0.1% |
| 158 | | 54 | 0.2% |
| 159 | | 35 | 0.1% |
| 160 | | 48 | 0.2% |
| 161 | | 65 | 0.2% |
| 162 | | 60 | 0.2% |
| 163 | | 75 | 0.3% |
| 164 | | 42 | 0.1% |
| 165 | | 68 | 0.2% |
| 166 | | 56 | 0.2% |
| 167 | | 67 | 0.2% |
| 168 | | 50 | 0.2% |
| 169 | | 56 | 0.2% |
| 170 | | 47 | 0.2% |
| 171 | | 62 | 0.2% |
| 172 | | 48 | 0.2% |
| 173 | | 58 | 0.2% |
| 174 | | 47 | 0.2% |

File : Question 7 to 14

HHSERNO: HHSERNO

| Value | Label | Cases | Percentage |
|-------|-------|-------|--|
| 175 | | 41 |  0.1% |
| 176 | | 43 |  0.1% |
| 177 | | 43 |  0.1% |
| 178 | | 52 |  0.2% |
| 179 | | 47 |  0.2% |
| 180 | | 43 |  0.1% |
| 181 | | 29 |  0.1% |
| 182 | | 32 |  0.1% |
| 183 | | 29 |  0.1% |
| 184 | | 26 |  0.1% |
| 185 | | 38 |  0.1% |
| 186 | | 33 |  0.1% |
| 187 | | 25 |  0.1% |
| 188 | | 19 |  0.1% |
| 189 | | 16 |  0.1% |
| 190 | | 24 |  0.1% |
| 191 | | 23 |  0.1% |
| 192 | | 19 |  0.1% |
| 193 | | 20 |  0.1% |
| 194 | | 20 |  0.1% |
| 195 | | 19 |  0.1% |
| 196 | | 16 |  0.1% |
| 197 | | 15 |  0.1% |
| 198 | | 16 |  0.1% |
| 199 | | 13 |  0.0% |
| 200 | | 16 |  0.1% |
| 201 | | 9 |  0.0% |
| 202 | | 15 |  0.1% |
| 203 | | 15 |  0.1% |
| 204 | | 12 |  0.0% |
| 205 | | 17 |  0.1% |
| 206 | | 13 |  0.0% |
| 207 | | 14 |  0.0% |
| 208 | | 14 |  0.0% |
| 209 | | 15 |  0.1% |
| 210 | | 15 |  0.1% |
| 211 | | 4 |  0.0% |
| 212 | | 8 |  0.0% |
| 213 | | 10 |  0.0% |
| 214 | | 4 |  0.0% |
| 215 | | 4 |  0.0% |
| 216 | | 4 |  0.0% |
| 217 | | 9 |  0.0% |

File : Question 7 to 14

HHSENO: HHSENO

| Value | Label | Cases | Percentage |
|-------|-------|-------|------------|
| 218 | | 8 | 0.0% |
| 219 | | 10 | 0.0% |
| 220 | | 10 | 0.0% |
| 221 | | 8 | 0.0% |
| 222 | | 3 | 0.0% |

Warning: these figures indicate the number of cases found in the data file. They cannot be interpreted as summary statistics of the population of interest.

Q7SENO: Q7SENO

| | |
|--------------------|---|
| Information | [Type= discrete] [Format=character] [Missing=*] |
| Statistics [NW/ W] | [Valid=29821 /-] [Invalid=0 /-] |

| Value | Label | Cases | Percentage |
|-------|-------|-------|------------|
| 01 | | 14733 | 49.4% |
| 02 | | 7518 | 25.2% |
| 03 | | 4391 | 14.7% |
| 04 | | 1884 | 6.3% |
| 05 | | 714 | 2.4% |
| 06 | | 334 | 1.1% |
| 07 | | 137 | 0.5% |
| 08 | | 62 | 0.2% |
| 09 | | 30 | 0.1% |
| 10 | | 10 | 0.0% |
| 11 | | 2 | 0.0% |
| 12 | | 3 | 0.0% |
| 13 | | 1 | 0.0% |
| 15 | | 1 | 0.0% |
| 16 | | 1 | 0.0% |

Warning: these figures indicate the number of cases found in the data file. They cannot be interpreted as summary statistics of the population of interest.

Q7: Q7

| | |
|--------------------|---|
| Information | [Type= discrete] [Format=character] [Missing=*] |
| Statistics [NW/ W] | [Valid=29821 /-] [Invalid=0 /-] |

| Value | Label | Cases | Percentage |
|-------|-------|-------|------------|
| 0110 | | 17 | 0.1% |
| 0120 | | 42 | 0.1% |
| 0130 | | 94 | 0.3% |
| 0210 | | 15 | 0.1% |
| 0220 | | 4 | 0.0% |
| 0230 | | 16 | 0.1% |
| 1111 | | 6 | 0.0% |
| 1112 | | 29 | 0.1% |
| 1114 | | 2 | 0.0% |
| 1120 | | 39 | 0.1% |
| 1211 | | 17 | 0.1% |
| 1212 | | 107 | 0.4% |

File : Question 7 to 14

Q7: Q7

| Value | Label | Cases | Percentage |
|-------|-------|-------|------------|
| 1213 | | 24 | 0.1% |
| 1214 | | 5 | 0.0% |
| 1219 | | 19 | 0.1% |
| 1221 | | 153 | 0.5% |
| 1222 | | 4 | 0.0% |
| 1223 | | 9 | 0.0% |
| 1311 | | 42 | 0.1% |
| 1312 | | 11 | 0.0% |
| 1321 | | 68 | 0.2% |
| 1322 | | 15 | 0.1% |
| 1323 | | 17 | 0.1% |
| 1324 | | 48 | 0.2% |
| 1330 | | 8 | 0.0% |
| 1342 | | 5 | 0.0% |
| 1344 | | 5 | 0.0% |
| 1345 | | 48 | 0.2% |
| 1346 | | 62 | 0.2% |
| 1349 | | 17 | 0.1% |
| 1411 | | 23 | 0.1% |
| 1412 | | 55 | 0.2% |
| 1420 | | 525 | 1.8% |
| 1431 | | 1 | 0.0% |
| 1437 | | 1 | 0.0% |
| 1439 | | 46 | 0.2% |
| 2111 | | 1 | 0.0% |
| 2112 | | 1 | 0.0% |
| 2113 | | 2 | 0.0% |
| 2114 | | 1 | 0.0% |
| 2131 | | 2 | 0.0% |
| 2132 | | 4 | 0.0% |
| 2133 | | 1 | 0.0% |
| 2141 | | 8 | 0.0% |
| 2142 | | 38 | 0.1% |
| 2144 | | 9 | 0.0% |
| 2145 | | 1 | 0.0% |
| 2149 | | 2 | 0.0% |
| 2151 | | 12 | 0.0% |
| 2152 | | 13 | 0.0% |
| 2153 | | 10 | 0.0% |
| 2161 | | 14 | 0.0% |
| 2162 | | 1 | 0.0% |
| 2163 | | 12 | 0.0% |
| 2164 | | 1 | 0.0% |

File : Question 7 to 14

Q7: Q7

| Value | Label | Cases | Percentage |
|-------|-------|-------|------------|
| 2165 | | 13 | 0.0% |
| 2211 | | 56 | 0.2% |
| 2212 | | 18 | 0.1% |
| 2221 | | 102 | 0.3% |
| 2222 | | 36 | 0.1% |
| 2230 | | 35 | 0.1% |
| 2240 | | 4 | 0.0% |
| 2250 | | 6 | 0.0% |
| 2261 | | 4 | 0.0% |
| 2262 | | 14 | 0.0% |
| 2263 | | 12 | 0.0% |
| 2265 | | 1 | 0.0% |
| 2267 | | 2 | 0.0% |
| 2269 | | 4 | 0.0% |
| 2310 | | 23 | 0.1% |
| 2320 | | 19 | 0.1% |
| 2330 | | 698 | 2.3% |
| 2341 | | 253 | 0.8% |
| 2342 | | 144 | 0.5% |
| 2351 | | 8 | 0.0% |
| 2352 | | 12 | 0.0% |
| 2353 | | 3 | 0.0% |
| 2354 | | 1 | 0.0% |
| 2355 | | 1 | 0.0% |
| 2356 | | 7 | 0.0% |
| 2359 | | 57 | 0.2% |
| 2411 | | 62 | 0.2% |
| 2412 | | 6 | 0.0% |
| 2413 | | 1 | 0.0% |
| 2421 | | 2 | 0.0% |
| 2423 | | 1 | 0.0% |
| 2431 | | 4 | 0.0% |
| 2432 | | 2 | 0.0% |
| 2434 | | 5 | 0.0% |
| 2511 | | 5 | 0.0% |
| 2512 | | 6 | 0.0% |
| 2513 | | 4 | 0.0% |
| 2514 | | 1 | 0.0% |
| 2519 | | 1 | 0.0% |
| 2522 | | 1 | 0.0% |
| 2523 | | 3 | 0.0% |
| 2611 | | 32 | 0.1% |
| 2622 | | 8 | 0.0% |

File : Question 7 to 14

Q7: Q7

| Value | Label | Cases | Percentage |
|-------|-------|-------|------------|
| 2631 | | 1 | 0.0% |
| 2632 | | 1 | 0.0% |
| 2635 | | 3 | 0.0% |
| 2636 | | 18 | 0.1% |
| 2641 | | 3 | 0.0% |
| 2642 | | 7 | 0.0% |
| 2643 | | 1 | 0.0% |
| 2651 | | 17 | 0.1% |
| 2652 | | 23 | 0.1% |
| 2653 | | 3 | 0.0% |
| 2654 | | 3 | 0.0% |
| 2655 | | 1 | 0.0% |
| 2656 | | 5 | 0.0% |
| 2657 | | 1 | 0.0% |
| 2659 | | 1 | 0.0% |
| 3111 | | 13 | 0.0% |
| 3112 | | 14 | 0.0% |
| 3113 | | 16 | 0.1% |
| 3114 | | 9 | 0.0% |
| 3115 | | 44 | 0.1% |
| 3116 | | 1 | 0.0% |
| 3117 | | 5 | 0.0% |
| 3118 | | 28 | 0.1% |
| 3119 | | 1 | 0.0% |
| 3121 | | 4 | 0.0% |
| 3122 | | 189 | 0.6% |
| 3123 | | 59 | 0.2% |
| 3131 | | 2 | 0.0% |
| 3132 | | 3 | 0.0% |
| 3135 | | 1 | 0.0% |
| 3142 | | 48 | 0.2% |
| 3143 | | 3 | 0.0% |
| 3151 | | 1 | 0.0% |
| 3152 | | 8 | 0.0% |
| 3153 | | 1 | 0.0% |
| 3154 | | 2 | 0.0% |
| 3155 | | 2 | 0.0% |
| 3211 | | 9 | 0.0% |
| 3212 | | 11 | 0.0% |
| 3213 | | 12 | 0.0% |
| 3221 | | 11 | 0.0% |
| 3222 | | 15 | 0.1% |
| 3230 | | 4 | 0.0% |

File : Question 7 to 14

Q7: Q7

| Value | Label | Cases | Percentage |
|-------|-------|-------|------------|
| 3240 | | 2 | 0.0% |
| 3251 | | 1 | 0.0% |
| 3253 | | 2 | 0.0% |
| 3254 | | 1 | 0.0% |
| 3255 | | 2 | 0.0% |
| 3256 | | 3 | 0.0% |
| 3257 | | 10 | 0.0% |
| 3258 | | 1 | 0.0% |
| 3259 | | 10 | 0.0% |
| 3311 | | 9 | 0.0% |
| 3312 | | 5 | 0.0% |
| 3313 | | 93 | 0.3% |
| 3315 | | 5 | 0.0% |
| 3321 | | 63 | 0.2% |
| 3322 | | 223 | 0.7% |
| 3323 | | 13 | 0.0% |
| 3324 | | 46 | 0.2% |
| 3333 | | 13 | 0.0% |
| 3334 | | 1 | 0.0% |
| 3339 | | 14 | 0.0% |
| 3341 | | 64 | 0.2% |
| 3342 | | 2 | 0.0% |
| 3343 | | 16 | 0.1% |
| 3344 | | 1 | 0.0% |
| 3349 | | 5 | 0.0% |
| 3351 | | 1 | 0.0% |
| 3352 | | 7 | 0.0% |
| 3353 | | 137 | 0.5% |
| 3354 | | 5 | 0.0% |
| 3359 | | 2 | 0.0% |
| 3360 | | 248 | 0.8% |
| 3411 | | 45 | 0.2% |
| 3412 | | 3 | 0.0% |
| 3421 | | 4 | 0.0% |
| 3422 | | 14 | 0.0% |
| 3431 | | 1 | 0.0% |
| 3432 | | 12 | 0.0% |
| 3433 | | 1 | 0.0% |
| 3441 | | 22 | 0.1% |
| 3442 | | 3 | 0.0% |
| 3443 | | 1 | 0.0% |
| 3449 | | 2 | 0.0% |
| 3511 | | 67 | 0.2% |

File : Question 7 to 14

Q7: Q7

| Value | Label | Cases | Percentage |
|-------|-------|-------|------------|
| 3512 | | 8 | 0.0% |
| 3513 | | 2 | 0.0% |
| 3514 | | 1 | 0.0% |
| 3521 | | 11 | 0.0% |
| 3522 | | 5 | 0.0% |
| 4110 | | 420 | 1.4% |
| 4120 | | 24 | 0.1% |
| 4131 | | 11 | 0.0% |
| 4132 | | 49 | 0.2% |
| 4211 | | 92 | 0.3% |
| 4212 | | 3 | 0.0% |
| 4213 | | 4 | 0.0% |
| 4214 | | 2 | 0.0% |
| 4222 | | 1 | 0.0% |
| 4223 | | 11 | 0.0% |
| 4224 | | 3 | 0.0% |
| 4226 | | 17 | 0.1% |
| 4227 | | 4 | 0.0% |
| 4229 | | 1 | 0.0% |
| 4311 | | 176 | 0.6% |
| 4312 | | 25 | 0.1% |
| 4313 | | 3 | 0.0% |
| 4321 | | 79 | 0.3% |
| 4322 | | 4 | 0.0% |
| 4323 | | 30 | 0.1% |
| 4411 | | 16 | 0.1% |
| 4412 | | 49 | 0.2% |
| 4413 | | 5 | 0.0% |
| 4415 | | 3 | 0.0% |
| 4416 | | 1 | 0.0% |
| 4419 | | 10 | 0.0% |
| 5111 | | 13 | 0.0% |
| 5112 | | 11 | 0.0% |
| 5113 | | 8 | 0.0% |
| 5121 | | 23 | 0.1% |
| 5122 | | 145 | 0.5% |
| 5131 | | 69 | 0.2% |
| 5132 | | 8 | 0.0% |
| 5141 | | 75 | 0.3% |
| 5142 | | 50 | 0.2% |
| 5151 | | 98 | 0.3% |
| 5152 | | 3 | 0.0% |
| 5153 | | 3 | 0.0% |

File : Question 7 to 14

Q7: Q7

| Value | Label | Cases | Percentage |
|-------|-------|-------|------------|
| 5161 | | 40 | 0.1% |
| 5162 | | 24 | 0.1% |
| 5163 | | 2 | 0.0% |
| 5164 | | 1 | 0.0% |
| 5165 | | 1 | 0.0% |
| 5169 | | 22 | 0.1% |
| 5211 | | 1073 | 3.6% |
| 5212 | | 74 | 0.2% |
| 5221 | | 221 | 0.7% |
| 5222 | | 9 | 0.0% |
| 5223 | | 457 | 1.5% |
| 5230 | | 98 | 0.3% |
| 5241 | | 9 | 0.0% |
| 5242 | | 5 | 0.0% |
| 5243 | | 30 | 0.1% |
| 5244 | | 17 | 0.1% |
| 5245 | | 8 | 0.0% |
| 5246 | | 2 | 0.0% |
| 5249 | | 173 | 0.6% |
| 5311 | | 14 | 0.0% |
| 5312 | | 3 | 0.0% |
| 5321 | | 62 | 0.2% |
| 5322 | | 2 | 0.0% |
| 5323 | | 1 | 0.0% |
| 5329 | | 5 | 0.0% |
| 5411 | | 3 | 0.0% |
| 5412 | | 120 | 0.4% |
| 5413 | | 12 | 0.0% |
| 5414 | | 203 | 0.7% |
| 5415 | | 86 | 0.3% |
| 5416 | | 1 | 0.0% |
| 5419 | | 4 | 0.0% |
| 6111 | | 1285 | 4.3% |
| 6112 | | 184 | 0.6% |
| 6113 | | 1855 | 6.2% |
| 6114 | | 601 | 2.0% |
| 6115 | | 104 | 0.3% |
| 6116 | | 93 | 0.3% |
| 6117 | | 340 | 1.1% |
| 6118 | | 104 | 0.3% |
| 6119 | | 74 | 0.2% |
| 6121 | | 187 | 0.6% |
| 6122 | | 93 | 0.3% |

File : Question 7 to 14

Q7: Q7

| Value | Label | Cases | Percentage |
|-------|-------|-------|------------|
| 6123 | | 2 | 0.0% |
| 6130 | | 23 | 0.1% |
| 6210 | | 10 | 0.0% |
| 6221 | | 58 | 0.2% |
| 6222 | | 15 | 0.1% |
| 6223 | | 74 | 0.2% |
| 6224 | | 150 | 0.5% |
| 6225 | | 117 | 0.4% |
| 6226 | | 1 | 0.0% |
| 6311 | | 17 | 0.1% |
| 6320 | | 6 | 0.0% |
| 6411 | | 327 | 1.1% |
| 6412 | | 5 | 0.0% |
| 6420 | | 15 | 0.1% |
| 6430 | | 2 | 0.0% |
| 6440 | | 7 | 0.0% |
| 7111 | | 138 | 0.5% |
| 7112 | | 28 | 0.1% |
| 7113 | | 75 | 0.3% |
| 7114 | | 70 | 0.2% |
| 7115 | | 436 | 1.5% |
| 7116 | | 669 | 2.2% |
| 7118 | | 1 | 0.0% |
| 7119 | | 5 | 0.0% |
| 7121 | | 8 | 0.0% |
| 7122 | | 30 | 0.1% |
| 7123 | | 6 | 0.0% |
| 7124 | | 2 | 0.0% |
| 7126 | | 27 | 0.1% |
| 7127 | | 9 | 0.0% |
| 7131 | | 158 | 0.5% |
| 7132 | | 17 | 0.1% |
| 7133 | | 1 | 0.0% |
| 7211 | | 4 | 0.0% |
| 7212 | | 78 | 0.3% |
| 7213 | | 8 | 0.0% |
| 7214 | | 34 | 0.1% |
| 7221 | | 47 | 0.2% |
| 7222 | | 4 | 0.0% |
| 7223 | | 7 | 0.0% |
| 7224 | | 2 | 0.0% |
| 7231 | | 343 | 1.2% |
| 7232 | | 2 | 0.0% |

File : Question 7 to 14

Q7: Q7

| Value | Label | Cases | Percentage |
|-------|-------|-------|------------|
| 7233 | | 28 | 0.1% |
| 7234 | | 36 | 0.1% |
| 7310 | | 9 | 0.0% |
| 7311 | | 6 | 0.0% |
| 7312 | | 54 | 0.2% |
| 7313 | | 143 | 0.5% |
| 7314 | | 7 | 0.0% |
| 7315 | | 2 | 0.0% |
| 7316 | | 105 | 0.4% |
| 7317 | | 57 | 0.2% |
| 7318 | | 123 | 0.4% |
| 7319 | | 58 | 0.2% |
| 7321 | | 10 | 0.0% |
| 7322 | | 33 | 0.1% |
| 7323 | | 22 | 0.1% |
| 7411 | | 19 | 0.1% |
| 7412 | | 202 | 0.7% |
| 7413 | | 14 | 0.0% |
| 7421 | | 47 | 0.2% |
| 7422 | | 31 | 0.1% |
| 7511 | | 142 | 0.5% |
| 7512 | | 350 | 1.2% |
| 7513 | | 6 | 0.0% |
| 7514 | | 36 | 0.1% |
| 7515 | | 9 | 0.0% |
| 7516 | | 126 | 0.4% |
| 7517 | | 9 | 0.0% |
| 7521 | | 3 | 0.0% |
| 7522 | | 55 | 0.2% |
| 7523 | | 44 | 0.1% |
| 7531 | | 723 | 2.4% |
| 7532 | | 70 | 0.2% |
| 7533 | | 214 | 0.7% |
| 7534 | | 11 | 0.0% |
| 7535 | | 1 | 0.0% |
| 7536 | | 37 | 0.1% |
| 7542 | | 1 | 0.0% |
| 7543 | | 2 | 0.0% |
| 7544 | | 3 | 0.0% |
| 7549 | | 21 | 0.1% |
| 8111 | | 47 | 0.2% |
| 8112 | | 4 | 0.0% |
| 8113 | | 15 | 0.1% |

File : Question 7 to 14

Q7: Q7

| Value | Label | Cases | Percentage |
|-------|-------|-------|------------|
| 8114 | | 2 | 0.0% |
| 8121 | | 23 | 0.1% |
| 8122 | | 24 | 0.1% |
| 8131 | | 22 | 0.1% |
| 8132 | | 18 | 0.1% |
| 8141 | | 18 | 0.1% |
| 8142 | | 7 | 0.0% |
| 8143 | | 2 | 0.0% |
| 8151 | | 3 | 0.0% |
| 8152 | | 56 | 0.2% |
| 8153 | | 242 | 0.8% |
| 8154 | | 5 | 0.0% |
| 8156 | | 3 | 0.0% |
| 8157 | | 2 | 0.0% |
| 8159 | | 1 | 0.0% |
| 8160 | | 88 | 0.3% |
| 8171 | | 4 | 0.0% |
| 8172 | | 16 | 0.1% |
| 8181 | | 3 | 0.0% |
| 8182 | | 6 | 0.0% |
| 8183 | | 8 | 0.0% |
| 8189 | | 21 | 0.1% |
| 8211 | | 17 | 0.1% |
| 8212 | | 2 | 0.0% |
| 8213 | | 5 | 0.0% |
| 8214 | | 4 | 0.0% |
| 8215 | | 5 | 0.0% |
| 8216 | | 1 | 0.0% |
| 8311 | | 5 | 0.0% |
| 8312 | | 3 | 0.0% |
| 8321 | | 6 | 0.0% |
| 8322 | | 313 | 1.0% |
| 8323 | | 653 | 2.2% |
| 8331 | | 242 | 0.8% |
| 8332 | | 523 | 1.8% |
| 8341 | | 6 | 0.0% |
| 8342 | | 26 | 0.1% |
| 8343 | | 5 | 0.0% |
| 8344 | | 1 | 0.0% |
| 8350 | | 20 | 0.1% |
| 9111 | | 238 | 0.8% |
| 9112 | | 441 | 1.5% |
| 9121 | | 22 | 0.1% |

File : Question 7 to 14

Q7: Q7

| Value | Label | Cases | Percentage |
|-------|-------|-------|------------|
| 9122 | | 23 | 0.1% |
| 9129 | | 5 | 0.0% |
| 9211 | | 1644 | 5.5% |
| 9212 | | 1064 | 3.6% |
| 9213 | | 318 | 1.1% |
| 9214 | | 94 | 0.3% |
| 9215 | | 47 | 0.2% |
| 9216 | | 76 | 0.3% |
| 9217 | | 198 | 0.7% |
| 9218 | | 82 | 0.3% |
| 9219 | | 187 | 0.6% |
| 9311 | | 158 | 0.5% |
| 9312 | | 90 | 0.3% |
| 9313 | | 556 | 1.9% |
| 9321 | | 151 | 0.5% |
| 9322 | | 703 | 2.4% |
| 9331 | | 2 | 0.0% |
| 9332 | | 4 | 0.0% |
| 9333 | | 11 | 0.0% |
| 9334 | | 3 | 0.0% |
| 9335 | | 51 | 0.2% |
| 9411 | | 94 | 0.3% |
| 9412 | | 5 | 0.0% |
| 9510 | | 10 | 0.0% |
| 9520 | | 119 | 0.4% |
| 9611 | | 38 | 0.1% |
| 9613 | | 47 | 0.2% |
| 9621 | | 74 | 0.2% |
| 9622 | | 3 | 0.0% |
| 9623 | | 12 | 0.0% |
| 9624 | | 6 | 0.0% |
| 9626 | | 3 | 0.0% |
| 9627 | | 27 | 0.1% |
| 9629 | | 360 | 1.2% |

Warning: these figures indicate the number of cases found in the data file. They cannot be interpreted as summary statistics of the population of interest.

Q8: Q8

| | |
|--------------------|---|
| Information | [Type= discrete] [Format=character] [Missing=*] |
| Statistics [NW/ W] | [Valid=29821 /-] [Invalid=0 /-] |

Q9: Q9

| | |
|--------------------|--|
| Information | [Type= discrete] [Format=numeric] [Range= 1-4] [Missing=*] |
| Statistics [NW/ W] | [Valid=29821 /-] [Invalid=0 /-] |

File : Question 7 to 14

Q9: Q9

| Value | Label | Cases | Percentage |
|-------|-------|-------|------------------------------|
| 1 | | 16702 | <div><div></div></div> 56.0% |
| 2 | | 886 | <div><div></div></div> 3.0% |
| 3 | | 9671 | <div><div></div></div> 32.4% |
| 4 | | 2562 | <div><div></div></div> 8.6% |

Warning: these figures indicate the number of cases found in the data file. They cannot be interpreted as summary statistics of the population of interest.

Q10: Q10

| | |
|---------------------------|--|
| Information | [Type= discrete] [Format=numeric] [Range= 1-4] [Missing=*] |
| Statistics [NW/ W] | [Valid=16702 /-] [Invalid=13119 /-] |

| Value | Label | Cases | Percentage |
|---------|-------|-------|------------------------------|
| 1 | | 7150 | <div><div></div></div> 42.8% |
| 2 | | 4872 | <div><div></div></div> 29.2% |
| 3 | | 1769 | <div><div></div></div> 10.6% |
| 4 | | 2911 | <div><div></div></div> 17.4% |
| Sysmiss | | 13119 | |

Warning: these figures indicate the number of cases found in the data file. They cannot be interpreted as summary statistics of the population of interest.

Q11: Q11

| | |
|---------------------------|--|
| Information | [Type= discrete] [Format=numeric] [Range= 1-3] [Missing=*] |
| Statistics [NW/ W] | [Valid=13785 /-] [Invalid=16036 /-] |

| Value | Label | Cases | Percentage |
|---------|-------|-------|------------------------------|
| 1 | | 7556 | <div><div></div></div> 54.8% |
| 2 | | 5875 | <div><div></div></div> 42.6% |
| 3 | | 354 | <div><div></div></div> 2.6% |
| Sysmiss | | 16036 | |

Warning: these figures indicate the number of cases found in the data file. They cannot be interpreted as summary statistics of the population of interest.

Q12: Q12

| | |
|---------------------------|--|
| Information | [Type= discrete] [Format=numeric] [Range= 1-3] [Missing=*] |
| Statistics [NW/ W] | [Valid=13782 /-] [Invalid=16039 /-] |

| Value | Label | Cases | Percentage |
|---------|-------|-------|------------------------------|
| 1 | | 6398 | <div><div></div></div> 46.4% |
| 2 | | 7214 | <div><div></div></div> 52.3% |
| 3 | | 170 | <div><div></div></div> 1.2% |
| Sysmiss | | 16039 | |

Warning: these figures indicate the number of cases found in the data file. They cannot be interpreted as summary statistics of the population of interest.

Q13: Q13

| | |
|---------------------------|--|
| Information | [Type= discrete] [Format=numeric] [Range= 1-3] [Missing=*] |
| Statistics [NW/ W] | [Valid=13773 /-] [Invalid=16048 /-] |

| Value | Label | Cases | Percentage |
|-------|-------|-------|------------------------------|
| 1 | | 7675 | <div><div></div></div> 55.7% |
| 2 | | 5967 | <div><div></div></div> 43.3% |
| 3 | | 131 | <div><div></div></div> 1.0% |




File : Question 7 to 14

Q13: Q13

| Value | Label | Cases | Percentage |
|--|-------|-------|------------|
| Sysmiss | | 16048 | |
| <i>Warning: these figures indicate the number of cases found in the data file. They cannot be interpreted as summary statistics of the population of interest.</i> | | | |

Q14: Q14

| | |
|---------------------------|--|
| Information | [Type= discrete] [Format=numeric] [Range= 1-3] [Missing=*] |
| Statistics [NW/ W] | [Valid=13780 /-] [Invalid=16041 /-] |

| Value | Label | Cases | Percentage |
|--|-------|-------|---|
| 1 | | 3246 |  23.6% |
| 2 | | 1236 |  9.0% |
| 3 | | 9298 |  67.5% |
| Sysmiss | | 16041 | |
| <i>Warning: these figures indicate the number of cases found in the data file. They cannot be interpreted as summary statistics of the population of interest.</i> | | | |

File : Question 15 to 19

REC_TYPE: REC_TYPE

Information [Type= discrete] [Format=character] [Missing=*]

Statistics [NW/ W] [Valid=25337 /-] [Invalid=0 /-]

| Value | Label | Cases | Percentage |
|-------|-------|-------|--------------------|
| 05 | | 25337 | <div></div> 100.0% |

Warning: these figures indicate the number of cases found in the data file. They cannot be interpreted as summary statistics of the population of interest.

YEAR: YEAR

Information [Type= discrete] [Format=numeric] [Range= 2013-2013] [Missing=*]

Statistics [NW/ W] [Valid=25337 /-] [Invalid=0 /-]

| Value | Label | Cases | Percentage |
|-------|-------|-------|--------------------|
| 2013 | | 25337 | <div></div> 100.0% |

Warning: these figures indicate the number of cases found in the data file. They cannot be interpreted as summary statistics of the population of interest.

MONTH: MONTH

Information [Type= discrete] [Format=character] [Missing=*]

Statistics [NW/ W] [Valid=25337 /-] [Invalid=0 /-]

| Value | Label | Cases | Percentage |
|-------|-------|-------|------------------|
| 01 | | 2090 | <div></div> 8.2% |
| 02 | | 2106 | <div></div> 8.3% |
| 03 | | 2242 | <div></div> 8.8% |
| 04 | | 2284 | <div></div> 9.0% |
| 05 | | 2196 | <div></div> 8.7% |
| 06 | | 2129 | <div></div> 8.4% |
| 07 | | 2160 | <div></div> 8.5% |
| 08 | | 2059 | <div></div> 8.1% |
| 09 | | 2031 | <div></div> 8.0% |
| 10 | | 2034 | <div></div> 8.0% |
| 11 | | 1987 | <div></div> 7.8% |
| 12 | | 2019 | <div></div> 8.0% |

Warning: these figures indicate the number of cases found in the data file. They cannot be interpreted as summary statistics of the population of interest.

SECTOR: SECTOR

Information [Type= discrete] [Format=numeric] [Range= 1-3] [Missing=*]

Statistics [NW/ W] [Valid=25337 /-] [Invalid=0 /-]

| Value | Label | Cases | Percentage |
|-------|-------|-------|-------------------|
| 1 | | 3583 | <div></div> 14.1% |
| 2 | | 20790 | <div></div> 82.1% |
| 3 | | 964 | <div></div> 3.8% |

Warning: these figures indicate the number of cases found in the data file. They cannot be interpreted as summary statistics of the population of interest.

DISTRICT: DISTRICT

Information [Type= continuous] [Format=numeric] [Range= 11-92] [Missing=*]

Statistics [NW/ W] [Valid=25337 /-] [Invalid=0 /-] [Mean=43.057 /-] [StdDev=26.993 /-]

DS: DS

Information [Type= discrete] [Format=character] [Missing=*]

File : Question 15 to 19

DS: DS

Statistics [NW/ W] [Valid=25337 /-] [Invalid=0 /-]

| Value | Label | Cases | Percentage |
|-------|-------|-------|------------|
| 03 | | 2053 | 8.1% |
| 04 | | 14 | 0.1% |
| 05 | | 19 | 0.1% |
| 06 | | 1928 | 7.6% |
| 09 | | 2020 | 8.0% |
| 10 | | 131 | 0.5% |
| 11 | | 68 | 0.3% |
| 12 | | 1815 | 7.2% |
| 13 | | 15 | 0.1% |
| 15 | | 1793 | 7.1% |
| 16 | | 22 | 0.1% |
| 18 | | 1451 | 5.7% |
| 19 | | 35 | 0.1% |
| 20 | | 6 | 0.0% |
| 21 | | 1317 | 5.2% |
| 22 | | 19 | 0.1% |
| 24 | | 1465 | 5.8% |
| 25 | | 107 | 0.4% |
| 27 | | 1589 | 6.3% |
| 30 | | 1471 | 5.8% |
| 31 | | 176 | 0.7% |
| 33 | | 1368 | 5.4% |
| 34 | | 177 | 0.7% |
| 35 | | 37 | 0.1% |
| 36 | | 1200 | 4.7% |
| 37 | | 67 | 0.3% |
| 38 | | 87 | 0.3% |
| 39 | | 1061 | 4.2% |
| 40 | | 37 | 0.1% |
| 41 | | 49 | 0.2% |
| 42 | | 657 | 2.6% |
| 45 | | 528 | 2.1% |
| 48 | | 610 | 2.4% |
| 49 | | 47 | 0.2% |
| 51 | | 352 | 1.4% |
| 54 | | 372 | 1.5% |
| 57 | | 150 | 0.6% |
| 60 | | 161 | 0.6% |
| 63 | | 135 | 0.5% |
| 66 | | 88 | 0.3% |
| 69 | | 54 | 0.2% |
| 72 | | 94 | 0.4% |

File : Question 15 to 19

DS: DS

| Value | Label | Cases | Percentage |
|-------|-------|-------|------------|
| 75 | | 77 | 0.3% |
| 78 | | 175 | 0.7% |
| 81 | | 68 | 0.3% |
| 84 | | 91 | 0.4% |
| 87 | | 81 | 0.3% |

Warning: these figures indicate the number of cases found in the data file. They cannot be interpreted as summary statistics of the population of interest.

PSU: PSU

| | |
|--------------------|---|
| Information | [Type= discrete] [Format=character] [Missing=*] |
| Statistics [NW/ W] | [Valid=25337 /-] [Invalid=0 /-] |

| Value | Label | Cases | Percentage |
|-------|-------|-------|------------|
| 001 | | 258 | 1.0% |
| 002 | | 239 | 0.9% |
| 003 | | 231 | 0.9% |
| 004 | | 243 | 1.0% |
| 005 | | 205 | 0.8% |
| 006 | | 276 | 1.1% |
| 007 | | 249 | 1.0% |
| 008 | | 241 | 1.0% |
| 009 | | 258 | 1.0% |
| 010 | | 283 | 1.1% |
| 011 | | 236 | 0.9% |
| 012 | | 229 | 0.9% |
| 013 | | 244 | 1.0% |
| 014 | | 253 | 1.0% |
| 015 | | 239 | 0.9% |
| 016 | | 268 | 1.1% |
| 017 | | 303 | 1.2% |
| 018 | | 266 | 1.0% |
| 019 | | 217 | 0.9% |
| 020 | | 269 | 1.1% |
| 021 | | 296 | 1.2% |
| 022 | | 292 | 1.2% |
| 023 | | 253 | 1.0% |
| 024 | | 243 | 1.0% |
| 025 | | 286 | 1.1% |
| 026 | | 285 | 1.1% |
| 027 | | 260 | 1.0% |
| 028 | | 228 | 0.9% |
| 029 | | 250 | 1.0% |
| 030 | | 226 | 0.9% |
| 031 | | 252 | 1.0% |
| 032 | | 256 | 1.0% |
| 033 | | 270 | 1.1% |

File : Question 15 to 19

PSU: PSU

| Value | Label | Cases | Percentage |
|-------|-------|-------|------------|
| 034 | | 249 | 1.0% |
| 035 | | 266 | 1.0% |
| 036 | | 266 | 1.0% |
| 037 | | 224 | 0.9% |
| 038 | | 170 | 0.7% |
| 039 | | 193 | 0.8% |
| 040 | | 202 | 0.8% |
| 041 | | 224 | 0.9% |
| 042 | | 196 | 0.8% |
| 043 | | 183 | 0.7% |
| 044 | | 219 | 0.9% |
| 045 | | 237 | 0.9% |
| 046 | | 229 | 0.9% |
| 047 | | 186 | 0.7% |
| 048 | | 204 | 0.8% |
| 049 | | 197 | 0.8% |
| 050 | | 205 | 0.8% |
| 051 | | 210 | 0.8% |
| 052 | | 179 | 0.7% |
| 053 | | 172 | 0.7% |
| 054 | | 185 | 0.7% |
| 055 | | 232 | 0.9% |
| 056 | | 171 | 0.7% |
| 057 | | 188 | 0.7% |
| 058 | | 189 | 0.7% |
| 059 | | 173 | 0.7% |
| 060 | | 166 | 0.7% |
| 061 | | 155 | 0.6% |
| 062 | | 161 | 0.6% |
| 063 | | 164 | 0.6% |
| 064 | | 178 | 0.7% |
| 065 | | 163 | 0.6% |
| 066 | | 194 | 0.8% |
| 067 | | 136 | 0.5% |
| 068 | | 121 | 0.5% |
| 069 | | 138 | 0.5% |
| 070 | | 129 | 0.5% |
| 071 | | 161 | 0.6% |
| 072 | | 160 | 0.6% |
| 073 | | 145 | 0.6% |
| 074 | | 107 | 0.4% |
| 075 | | 150 | 0.6% |
| 076 | | 142 | 0.6% |

File : Question 15 to 19

PSU: PSU

| Value | Label | Cases | Percentage |
|-------|-------|-------|------------|
| 077 | | 127 | 0.5% |
| 078 | | 125 | 0.5% |
| 079 | | 132 | 0.5% |
| 080 | | 115 | 0.5% |
| 081 | | 125 | 0.5% |
| 082 | | 130 | 0.5% |
| 083 | | 122 | 0.5% |
| 084 | | 147 | 0.6% |
| 085 | | 134 | 0.5% |
| 086 | | 113 | 0.4% |
| 087 | | 140 | 0.6% |
| 088 | | 125 | 0.5% |
| 089 | | 121 | 0.5% |
| 090 | | 104 | 0.4% |
| 091 | | 86 | 0.3% |
| 092 | | 123 | 0.5% |
| 093 | | 127 | 0.5% |
| 094 | | 96 | 0.4% |
| 095 | | 110 | 0.4% |
| 096 | | 115 | 0.5% |
| 097 | | 135 | 0.5% |
| 098 | | 96 | 0.4% |
| 099 | | 99 | 0.4% |
| 100 | | 96 | 0.4% |
| 101 | | 109 | 0.4% |
| 102 | | 88 | 0.3% |
| 103 | | 96 | 0.4% |
| 104 | | 98 | 0.4% |
| 105 | | 104 | 0.4% |
| 106 | | 89 | 0.4% |
| 107 | | 105 | 0.4% |
| 108 | | 86 | 0.3% |
| 109 | | 114 | 0.4% |
| 110 | | 75 | 0.3% |
| 111 | | 75 | 0.3% |
| 112 | | 95 | 0.4% |
| 113 | | 94 | 0.4% |
| 114 | | 102 | 0.4% |
| 115 | | 91 | 0.4% |
| 116 | | 79 | 0.3% |
| 117 | | 85 | 0.3% |
| 118 | | 70 | 0.3% |
| 119 | | 63 | 0.2% |

File : Question 15 to 19

PSU: PSU

| Value | Label | Cases | Percentage |
|-------|-------|-------|------------------|
| 120 | | 73 | <div></div> 0.3% |
| 121 | | 60 | <div></div> 0.2% |
| 122 | | 61 | <div></div> 0.2% |
| 123 | | 59 | <div></div> 0.2% |
| 124 | | 50 | <div></div> 0.2% |
| 125 | | 79 | <div></div> 0.3% |
| 126 | | 67 | <div></div> 0.3% |
| 127 | | 41 | <div></div> 0.2% |
| 128 | | 56 | <div></div> 0.2% |
| 129 | | 57 | <div></div> 0.2% |
| 130 | | 47 | <div></div> 0.2% |
| 131 | | 38 | <div></div> 0.1% |
| 132 | | 40 | <div></div> 0.2% |
| 133 | | 31 | <div></div> 0.1% |
| 134 | | 37 | <div></div> 0.1% |
| 135 | | 27 | <div></div> 0.1% |
| 136 | | 44 | <div></div> 0.2% |
| 137 | | 41 | <div></div> 0.2% |
| 138 | | 28 | <div></div> 0.1% |
| 139 | | 39 | <div></div> 0.2% |
| 140 | | 58 | <div></div> 0.2% |
| 141 | | 50 | <div></div> 0.2% |
| 142 | | 35 | <div></div> 0.1% |
| 143 | | 51 | <div></div> 0.2% |
| 144 | | 34 | <div></div> 0.1% |
| 145 | | 44 | <div></div> 0.2% |
| 146 | | 49 | <div></div> 0.2% |
| 147 | | 40 | <div></div> 0.2% |
| 148 | | 53 | <div></div> 0.2% |
| 149 | | 39 | <div></div> 0.2% |
| 150 | | 45 | <div></div> 0.2% |
| 151 | | 36 | <div></div> 0.1% |
| 152 | | 46 | <div></div> 0.2% |
| 153 | | 44 | <div></div> 0.2% |
| 154 | | 34 | <div></div> 0.1% |
| 155 | | 25 | <div></div> 0.1% |
| 156 | | 38 | <div></div> 0.1% |
| 157 | | 44 | <div></div> 0.2% |
| 158 | | 36 | <div></div> 0.1% |
| 159 | | 33 | <div></div> 0.1% |
| 160 | | 36 | <div></div> 0.1% |
| 161 | | 48 | <div></div> 0.2% |
| 162 | | 30 | <div></div> 0.1% |

File : Question 15 to 19

PSU: PSU

| Value | Label | Cases | Percentage |
|-------|-------|-------|------------------|
| 163 | | 33 | <div></div> 0.1% |
| 164 | | 34 | <div></div> 0.1% |
| 165 | | 39 | <div></div> 0.2% |
| 166 | | 48 | <div></div> 0.2% |
| 167 | | 45 | <div></div> 0.2% |
| 168 | | 39 | <div></div> 0.2% |
| 169 | | 43 | <div></div> 0.2% |
| 170 | | 26 | <div></div> 0.1% |
| 171 | | 32 | <div></div> 0.1% |
| 172 | | 30 | <div></div> 0.1% |
| 173 | | 40 | <div></div> 0.2% |
| 174 | | 58 | <div></div> 0.2% |
| 175 | | 44 | <div></div> 0.2% |
| 176 | | 39 | <div></div> 0.2% |
| 177 | | 45 | <div></div> 0.2% |
| 178 | | 41 | <div></div> 0.2% |
| 179 | | 47 | <div></div> 0.2% |
| 180 | | 25 | <div></div> 0.1% |
| 181 | | 42 | <div></div> 0.2% |
| 182 | | 39 | <div></div> 0.2% |
| 183 | | 37 | <div></div> 0.1% |
| 184 | | 47 | <div></div> 0.2% |
| 185 | | 43 | <div></div> 0.2% |
| 186 | | 36 | <div></div> 0.1% |
| 187 | | 39 | <div></div> 0.2% |
| 188 | | 28 | <div></div> 0.1% |
| 189 | | 31 | <div></div> 0.1% |
| 190 | | 40 | <div></div> 0.2% |
| 191 | | 43 | <div></div> 0.2% |
| 192 | | 34 | <div></div> 0.1% |
| 193 | | 49 | <div></div> 0.2% |
| 194 | | 43 | <div></div> 0.2% |
| 195 | | 26 | <div></div> 0.1% |
| 196 | | 43 | <div></div> 0.2% |
| 197 | | 45 | <div></div> 0.2% |
| 198 | | 35 | <div></div> 0.1% |
| 199 | | 36 | <div></div> 0.1% |
| 200 | | 25 | <div></div> 0.1% |
| 201 | | 42 | <div></div> 0.2% |
| 202 | | 46 | <div></div> 0.2% |
| 203 | | 38 | <div></div> 0.1% |
| 204 | | 37 | <div></div> 0.1% |
| 205 | | 27 | <div></div> 0.1% |

File : Question 15 to 19

PSU: PSU

| Value | Label | Cases | Percentage |
|-------|-------|-------|------------|
| 206 | | 55 | 0.2% |
| 207 | | 38 | 0.1% |
| 208 | | 32 | 0.1% |
| 209 | | 43 | 0.2% |
| 210 | | 34 | 0.1% |
| 211 | | 34 | 0.1% |
| 212 | | 39 | 0.2% |
| 213 | | 26 | 0.1% |
| 214 | | 20 | 0.1% |
| 215 | | 35 | 0.1% |
| 216 | | 21 | 0.1% |
| 217 | | 9 | 0.0% |
| 218 | | 13 | 0.1% |
| 219 | | 18 | 0.1% |
| 220 | | 13 | 0.1% |
| 221 | | 20 | 0.1% |
| 222 | | 25 | 0.1% |
| 223 | | 15 | 0.1% |
| 224 | | 16 | 0.1% |
| 225 | | 27 | 0.1% |
| 226 | | 21 | 0.1% |
| 227 | | 17 | 0.1% |
| 228 | | 13 | 0.1% |
| 229 | | 10 | 0.0% |
| 230 | | 9 | 0.0% |
| 231 | | 7 | 0.0% |
| 232 | | 8 | 0.0% |
| 233 | | 12 | 0.0% |
| 234 | | 8 | 0.0% |
| 235 | | 6 | 0.0% |
| 236 | | 13 | 0.1% |
| 237 | | 11 | 0.0% |
| 238 | | 12 | 0.0% |
| 239 | | 15 | 0.1% |
| 240 | | 9 | 0.0% |
| 241 | | 9 | 0.0% |
| 242 | | 10 | 0.0% |
| 243 | | 8 | 0.0% |
| 244 | | 10 | 0.0% |
| 245 | | 15 | 0.1% |
| 246 | | 5 | 0.0% |
| 247 | | 3 | 0.0% |
| 248 | | 11 | 0.0% |

File : Question 15 to 19

PSU: PSU

| Value | Label | Cases | Percentage |
|-------|-------|-------|------------|
| 249 | | 6 | 0.0% |
| 250 | | 10 | 0.0% |
| 252 | | 11 | 0.0% |
| 253 | | 6 | 0.0% |
| 254 | | 15 | 0.1% |
| 255 | | 16 | 0.1% |
| 256 | | 2 | 0.0% |
| 257 | | 13 | 0.1% |
| 258 | | 10 | 0.0% |
| 259 | | 7 | 0.0% |

Warning: these figures indicate the number of cases found in the data file. They cannot be interpreted as summary statistics of the population of interest.

HUNO: HUNO

| | |
|--------------------|---|
| Information | [Type= discrete] [Format=character] [Missing=*] |
| Statistics [NW/ W] | [Valid=25337 /-] [Invalid=0 /-] |

| Value | Label | Cases | Percentage |
|-------|-------|-------|------------|
| 01 | | 2631 | 10.4% |
| 02 | | 2539 | 10.0% |
| 03 | | 2549 | 10.1% |
| 04 | | 2567 | 10.1% |
| 05 | | 2593 | 10.2% |
| 06 | | 2552 | 10.1% |
| 07 | | 2496 | 9.9% |
| 08 | | 2502 | 9.9% |
| 09 | | 2462 | 9.7% |
| 10 | | 2446 | 9.7% |

Warning: these figures indicate the number of cases found in the data file. They cannot be interpreted as summary statistics of the population of interest.

HHNO: HHNO

| | |
|--------------------|--|
| Information | [Type= discrete] [Format=numeric] [Range= 1-4] [Missing=*] |
| Statistics [NW/ W] | [Valid=25337 /-] [Invalid=0 /-] |

| Value | Label | Cases | Percentage |
|-------|-------|-------|------------|
| 1 | | 25235 | 99.6% |
| 2 | | 96 | 0.4% |
| 3 | | 3 | 0.0% |
| 4 | | 3 | 0.0% |

Warning: these figures indicate the number of cases found in the data file. They cannot be interpreted as summary statistics of the population of interest.

HHSENO: HHSENO

| | |
|--------------------|---|
| Information | [Type= discrete] [Format=character] [Missing=*] |
| Statistics [NW/ W] | [Valid=25337 /-] [Invalid=0 /-] |

| Value | Label | Cases | Percentage |
|-------|-------|-------|------------|
| 001 | | 340 | 1.3% |
| 002 | | 355 | 1.4% |

File : Question 15 to 19

HHSERNO: HHSERNO

| Value | Label | Cases | Percentage |
|-------|-------|-------|------------|
| 003 | | 310 | 1.2% |
| 004 | | 356 | 1.4% |
| 005 | | 354 | 1.4% |
| 006 | | 332 | 1.3% |
| 007 | | 322 | 1.3% |
| 008 | | 289 | 1.1% |
| 009 | | 335 | 1.3% |
| 010 | | 306 | 1.2% |
| 011 | | 322 | 1.3% |
| 012 | | 327 | 1.3% |
| 013 | | 305 | 1.2% |
| 014 | | 294 | 1.2% |
| 015 | | 314 | 1.2% |
| 016 | | 318 | 1.3% |
| 017 | | 304 | 1.2% |
| 018 | | 334 | 1.3% |
| 019 | | 302 | 1.2% |
| 020 | | 296 | 1.2% |
| 021 | | 289 | 1.1% |
| 022 | | 305 | 1.2% |
| 023 | | 291 | 1.1% |
| 024 | | 320 | 1.3% |
| 025 | | 286 | 1.1% |
| 026 | | 294 | 1.2% |
| 027 | | 289 | 1.1% |
| 028 | | 311 | 1.2% |
| 029 | | 311 | 1.2% |
| 030 | | 299 | 1.2% |
| 031 | | 282 | 1.1% |
| 032 | | 254 | 1.0% |
| 033 | | 282 | 1.1% |
| 034 | | 273 | 1.1% |
| 035 | | 257 | 1.0% |
| 036 | | 257 | 1.0% |
| 037 | | 244 | 1.0% |
| 038 | | 270 | 1.1% |
| 039 | | 219 | 0.9% |
| 040 | | 254 | 1.0% |
| 041 | | 225 | 0.9% |
| 042 | | 214 | 0.8% |
| 043 | | 246 | 1.0% |
| 044 | | 220 | 0.9% |
| 045 | | 207 | 0.8% |

File : Question 15 to 19

HHSERNO: HHSERNO

| Value | Label | Cases | Percentage |
|-------|-------|-------|------------|
| 046 | | 213 | 0.8% |
| 047 | | 195 | 0.8% |
| 048 | | 215 | 0.8% |
| 049 | | 220 | 0.9% |
| 050 | | 204 | 0.8% |
| 051 | | 181 | 0.7% |
| 052 | | 151 | 0.6% |
| 053 | | 150 | 0.6% |
| 054 | | 163 | 0.6% |
| 055 | | 178 | 0.7% |
| 056 | | 178 | 0.7% |
| 057 | | 152 | 0.6% |
| 058 | | 168 | 0.7% |
| 059 | | 163 | 0.6% |
| 060 | | 149 | 0.6% |
| 061 | | 144 | 0.6% |
| 062 | | 150 | 0.6% |
| 063 | | 164 | 0.6% |
| 064 | | 169 | 0.7% |
| 065 | | 162 | 0.6% |
| 066 | | 168 | 0.7% |
| 067 | | 167 | 0.7% |
| 068 | | 155 | 0.6% |
| 069 | | 138 | 0.5% |
| 070 | | 157 | 0.6% |
| 071 | | 140 | 0.6% |
| 072 | | 126 | 0.5% |
| 073 | | 128 | 0.5% |
| 074 | | 123 | 0.5% |
| 075 | | 108 | 0.4% |
| 076 | | 155 | 0.6% |
| 077 | | 144 | 0.6% |
| 078 | | 142 | 0.6% |
| 079 | | 125 | 0.5% |
| 080 | | 123 | 0.5% |
| 081 | | 124 | 0.5% |
| 082 | | 118 | 0.5% |
| 083 | | 126 | 0.5% |
| 084 | | 126 | 0.5% |
| 085 | | 133 | 0.5% |
| 086 | | 127 | 0.5% |
| 087 | | 137 | 0.5% |
| 088 | | 104 | 0.4% |

File : Question 15 to 19

HHSERNO: HHSERNO

| Value | Label | Cases | Percentage |
|-------|-------|-------|------------|
| 089 | | 113 | 0.4% |
| 090 | | 119 | 0.5% |
| 091 | | 113 | 0.4% |
| 092 | | 105 | 0.4% |
| 093 | | 108 | 0.4% |
| 094 | | 102 | 0.4% |
| 095 | | 126 | 0.5% |
| 096 | | 105 | 0.4% |
| 097 | | 108 | 0.4% |
| 098 | | 117 | 0.5% |
| 099 | | 93 | 0.4% |
| 100 | | 97 | 0.4% |
| 101 | | 57 | 0.2% |
| 102 | | 59 | 0.2% |
| 103 | | 70 | 0.3% |
| 104 | | 58 | 0.2% |
| 105 | | 48 | 0.2% |
| 106 | | 50 | 0.2% |
| 107 | | 69 | 0.3% |
| 108 | | 55 | 0.2% |
| 109 | | 60 | 0.2% |
| 110 | | 43 | 0.2% |
| 111 | | 50 | 0.2% |
| 112 | | 53 | 0.2% |
| 113 | | 41 | 0.2% |
| 114 | | 39 | 0.2% |
| 115 | | 47 | 0.2% |
| 116 | | 50 | 0.2% |
| 117 | | 60 | 0.2% |
| 118 | | 47 | 0.2% |
| 119 | | 47 | 0.2% |
| 120 | | 50 | 0.2% |
| 121 | | 51 | 0.2% |
| 122 | | 54 | 0.2% |
| 123 | | 53 | 0.2% |
| 124 | | 31 | 0.1% |
| 125 | | 51 | 0.2% |
| 126 | | 52 | 0.2% |
| 127 | | 45 | 0.2% |
| 128 | | 43 | 0.2% |
| 129 | | 40 | 0.2% |
| 130 | | 46 | 0.2% |
| 131 | | 50 | 0.2% |

File : Question 15 to 19

HHSERNO: HHSERNO

| Value | Label | Cases | Percentage |
|-------|-------|-------|------------------|
| 132 | | 44 | <div></div> 0.2% |
| 133 | | 50 | <div></div> 0.2% |
| 134 | | 53 | <div></div> 0.2% |
| 135 | | 38 | <div></div> 0.1% |
| 136 | | 52 | <div></div> 0.2% |
| 137 | | 41 | <div></div> 0.2% |
| 138 | | 52 | <div></div> 0.2% |
| 139 | | 50 | <div></div> 0.2% |
| 140 | | 42 | <div></div> 0.2% |
| 141 | | 43 | <div></div> 0.2% |
| 142 | | 42 | <div></div> 0.2% |
| 143 | | 49 | <div></div> 0.2% |
| 144 | | 47 | <div></div> 0.2% |
| 145 | | 53 | <div></div> 0.2% |
| 146 | | 53 | <div></div> 0.2% |
| 147 | | 45 | <div></div> 0.2% |
| 148 | | 42 | <div></div> 0.2% |
| 149 | | 32 | <div></div> 0.1% |
| 150 | | 45 | <div></div> 0.2% |
| 151 | | 51 | <div></div> 0.2% |
| 152 | | 51 | <div></div> 0.2% |
| 153 | | 63 | <div></div> 0.2% |
| 154 | | 45 | <div></div> 0.2% |
| 155 | | 42 | <div></div> 0.2% |
| 156 | | 46 | <div></div> 0.2% |
| 157 | | 30 | <div></div> 0.1% |
| 158 | | 48 | <div></div> 0.2% |
| 159 | | 33 | <div></div> 0.1% |
| 160 | | 38 | <div></div> 0.1% |
| 161 | | 56 | <div></div> 0.2% |
| 162 | | 49 | <div></div> 0.2% |
| 163 | | 62 | <div></div> 0.2% |
| 164 | | 37 | <div></div> 0.1% |
| 165 | | 52 | <div></div> 0.2% |
| 166 | | 40 | <div></div> 0.2% |
| 167 | | 56 | <div></div> 0.2% |
| 168 | | 46 | <div></div> 0.2% |
| 169 | | 42 | <div></div> 0.2% |
| 170 | | 31 | <div></div> 0.1% |
| 171 | | 52 | <div></div> 0.2% |
| 172 | | 43 | <div></div> 0.2% |
| 173 | | 47 | <div></div> 0.2% |
| 174 | | 42 | <div></div> 0.2% |

File : Question 15 to 19

HHSERNO: HHSERNO

| Value | Label | Cases | Percentage |
|-------|-------|-------|------------|
| 175 | | 41 | 0.2% |
| 176 | | 38 | 0.1% |
| 177 | | 38 | 0.1% |
| 178 | | 39 | 0.2% |
| 179 | | 43 | 0.2% |
| 180 | | 36 | 0.1% |
| 181 | | 23 | 0.1% |
| 182 | | 32 | 0.1% |
| 183 | | 20 | 0.1% |
| 184 | | 23 | 0.1% |
| 185 | | 28 | 0.1% |
| 186 | | 28 | 0.1% |
| 187 | | 21 | 0.1% |
| 188 | | 14 | 0.1% |
| 189 | | 15 | 0.1% |
| 190 | | 21 | 0.1% |
| 191 | | 18 | 0.1% |
| 192 | | 19 | 0.1% |
| 193 | | 18 | 0.1% |
| 194 | | 20 | 0.1% |
| 195 | | 16 | 0.1% |
| 196 | | 12 | 0.0% |
| 197 | | 11 | 0.0% |
| 198 | | 14 | 0.1% |
| 199 | | 10 | 0.0% |
| 200 | | 16 | 0.1% |
| 201 | | 8 | 0.0% |
| 202 | | 15 | 0.1% |
| 203 | | 14 | 0.1% |
| 204 | | 10 | 0.0% |
| 205 | | 13 | 0.1% |
| 206 | | 13 | 0.1% |
| 207 | | 13 | 0.1% |
| 208 | | 10 | 0.0% |
| 209 | | 12 | 0.0% |
| 210 | | 11 | 0.0% |
| 211 | | 4 | 0.0% |
| 212 | | 8 | 0.0% |
| 213 | | 10 | 0.0% |
| 214 | | 4 | 0.0% |
| 215 | | 4 | 0.0% |
| 216 | | 4 | 0.0% |
| 217 | | 7 | 0.0% |

File : Question 15 to 19

HHSERNO: HHSERNO

| Value | Label | Cases | Percentage |
|-------|-------|-------|------------|
| 218 | | 7 | 0.0% |
| 219 | | 8 | 0.0% |
| 220 | | 10 | 0.0% |
| 221 | | 8 | 0.0% |
| 222 | | 3 | 0.0% |

Warning: these figures indicate the number of cases found in the data file. They cannot be interpreted as summary statistics of the population of interest.

Q15SERNO: Q15SERNO

| | |
|--------------------|---|
| Information | [Type= discrete] [Format=character] [Missing=*] |
| Statistics [NW/ W] | [Valid=25337 /-] [Invalid=0 /-] |

| Value | Label | Cases | Percentage |
|-------|-------|-------|------------|
| 01 | | 12792 | 50.5% |
| 02 | | 6143 | 24.2% |
| 03 | | 3699 | 14.6% |
| 04 | | 1577 | 6.2% |
| 05 | | 620 | 2.4% |
| 06 | | 288 | 1.1% |
| 07 | | 121 | 0.5% |
| 08 | | 51 | 0.2% |
| 09 | | 29 | 0.1% |
| 10 | | 9 | 0.0% |
| 11 | | 2 | 0.0% |
| 12 | | 3 | 0.0% |
| 13 | | 1 | 0.0% |
| 15 | | 1 | 0.0% |
| 16 | | 1 | 0.0% |

Warning: these figures indicate the number of cases found in the data file. They cannot be interpreted as summary statistics of the population of interest.

Q15: Q15

| | |
|--------------------|--|
| Information | [Type= discrete] [Format=numeric] [Range= 1-3] [Missing=*] |
| Statistics [NW/ W] | [Valid=25336 /-] [Invalid=1 /-] |

| Value | Label | Cases | Percentage |
|---------|-------|-------|------------|
| 1 | | 5771 | 22.8% |
| 2 | | 17793 | 70.2% |
| 3 | | 1772 | 7.0% |
| Sysmiss | | 1 | |

Warning: these figures indicate the number of cases found in the data file. They cannot be interpreted as summary statistics of the population of interest.



Q16: Q16

| | |
|--------------------|--|
| Information | [Type= discrete] [Format=numeric] [Range= 1-4] [Missing=*] |
| Statistics [NW/ W] | [Valid=25336 /-] [Invalid=1 /-] |

| Value | Label | Cases | Percentage |
|-------|-------|-------|------------|
| 1 | | 5600 | 22.1% |
| 2 | | 3603 | 14.2% |









File : Question 15 to 19

Q16: Q16

| Value | Label | Cases | Percentage |
|---------|-------|-------|---|
| 3 | | 14173 |  55.9% |
| 4 | | 1960 |  7.7% |
| Sysmiss | | 1 | |





Warning: these figures indicate the number of cases found in the data file. They cannot be interpreted as summary statistics of the population of interest.

Q17: Q17

| Information | [Type= discrete] [Format=numeric] [Range= 1-8] [Missing=*] | | |
|---------------------------|--|-------|---|
| Statistics [NW/ W] | [Valid=25336 /-] [Invalid=1 /-] | | |
| Value | Label | Cases | Percentage |
| 1 | | 4229 |  16.7% |
| 2 | | 1103 |  4.4% |
| 3 | | 827 |  3.3% |
| 4 | | 981 |  3.9% |
| 5 | | 773 |  3.1% |
| 6 | | 2200 |  8.7% |
| 7 | | 14871 |  58.7% |
| 8 | | 352 |  1.4% |
| Sysmiss | | 1 | |




Warning: these figures indicate the number of cases found in the data file. They cannot be interpreted as summary statistics of the population of interest.

Q18: Q18

| Information | [Type= discrete] [Format=numeric] [Range= 1-4] [Missing=*] | | |
|---------------------------|--|-------|---|
| Statistics [NW/ W] | [Valid=24995 /-] [Invalid=342 /-] | | |
| Value | Label | Cases | Percentage |
| 1 | | 4813 |  19.3% |
| 2 | | 15743 |  63.0% |
| 3 | | 2695 |  10.8% |
| 4 | | 1744 |  7.0% |
| Sysmiss | | 342 | |

Warning: these figures indicate the number of cases found in the data file. They cannot be interpreted as summary statistics of the population of interest.

Q19: Q19

| Information | [Type= discrete] [Format=numeric] [Range= 1-3] [Missing=*] | | |
|---------------------------|--|-------|---|
| Statistics [NW/ W] | [Valid=24996 /-] [Invalid=341 /-] | | |
| Value | Label | Cases | Percentage |
| 1 | | 23030 |  92.1% |
| 2 | | 1537 |  6.1% |
| 3 | | 429 |  1.7% |
| Sysmiss | | 341 | |

Warning: these figures indicate the number of cases found in the data file. They cannot be interpreted as summary statistics of the population of interest.

File : Question 20 to 26

REC_TYPE: REC_TYPE

Information [Type= discrete] [Format=character] [Missing=*]

Statistics [NW/ W] [Valid=29812 /-] [Invalid=0 /-]

| Value | Label | Cases | Percentage |
|-------|-------|-------|--------------------|
| 06 | | 29812 | <div></div> 100.0% |

Warning: these figures indicate the number of cases found in the data file. They cannot be interpreted as summary statistics of the population of interest.

YEAR: YEAR

Information [Type= discrete] [Format=numeric] [Range= 2013-2013] [Missing=*]

Statistics [NW/ W] [Valid=29812 /-] [Invalid=0 /-]

| Value | Label | Cases | Percentage |
|-------|-------|-------|--------------------|
| 2013 | | 29812 | <div></div> 100.0% |

Warning: these figures indicate the number of cases found in the data file. They cannot be interpreted as summary statistics of the population of interest.

MONTH: MONTH

Information [Type= discrete] [Format=character] [Missing=*]

Statistics [NW/ W] [Valid=29812 /-] [Invalid=0 /-]

| Value | Label | Cases | Percentage |
|-------|-------|-------|------------------|
| 01 | | 2508 | <div></div> 8.4% |
| 02 | | 2482 | <div></div> 8.3% |
| 03 | | 2616 | <div></div> 8.8% |
| 04 | | 2623 | <div></div> 8.8% |
| 05 | | 2520 | <div></div> 8.5% |
| 06 | | 2495 | <div></div> 8.4% |
| 07 | | 2578 | <div></div> 8.6% |
| 08 | | 2442 | <div></div> 8.2% |
| 09 | | 2416 | <div></div> 8.1% |
| 10 | | 2437 | <div></div> 8.2% |
| 11 | | 2350 | <div></div> 7.9% |
| 12 | | 2345 | <div></div> 7.9% |

Warning: these figures indicate the number of cases found in the data file. They cannot be interpreted as summary statistics of the population of interest.

SECTOR: SECTOR

Information [Type= discrete] [Format=numeric] [Range= 1-3] [Missing=*]

Statistics [NW/ W] [Valid=29812 /-] [Invalid=0 /-]

| Value | Label | Cases | Percentage |
|-------|-------|-------|-------------------|
| 1 | | 4423 | <div></div> 14.8% |
| 2 | | 24058 | <div></div> 80.7% |
| 3 | | 1331 | <div></div> 4.5% |

Warning: these figures indicate the number of cases found in the data file. They cannot be interpreted as summary statistics of the population of interest.

DISTRICT: DISTRICT

Information [Type= continuous] [Format=numeric] [Range= 11-92] [Missing=*]

Statistics [NW/ W] [Valid=29812 /-] [Invalid=0 /-] [Mean=42.585 /-] [StdDev=26.783 /-]

DS: DS

Information [Type= discrete] [Format=character] [Missing=*]

File : Question 20 to 26

DS: DS

Statistics [NW/ W] [Valid=29812 /-] [Invalid=0 /-]

| Value | Label | Cases | Percentage |
|-------|-------|-------|------------------|
| 03 | | 2323 | <div></div> 7.8% |
| 04 | | 14 | <div></div> 0.0% |
| 05 | | 24 | <div></div> 0.1% |
| 06 | | 2182 | <div></div> 7.3% |
| 09 | | 2395 | <div></div> 8.0% |
| 10 | | 160 | <div></div> 0.5% |
| 11 | | 103 | <div></div> 0.3% |
| 12 | | 2260 | <div></div> 7.6% |
| 13 | | 16 | <div></div> 0.1% |
| 15 | | 2196 | <div></div> 7.4% |
| 16 | | 23 | <div></div> 0.1% |
| 18 | | 1658 | <div></div> 5.6% |
| 19 | | 38 | <div></div> 0.1% |
| 20 | | 7 | <div></div> 0.0% |
| 21 | | 1568 | <div></div> 5.3% |
| 22 | | 27 | <div></div> 0.1% |
| 24 | | 1707 | <div></div> 5.7% |
| 25 | | 120 | <div></div> 0.4% |
| 27 | | 1870 | <div></div> 6.3% |
| 30 | | 1748 | <div></div> 5.9% |
| 31 | | 196 | <div></div> 0.7% |
| 33 | | 1599 | <div></div> 5.4% |
| 34 | | 201 | <div></div> 0.7% |
| 35 | | 37 | <div></div> 0.1% |
| 36 | | 1434 | <div></div> 4.8% |
| 37 | | 77 | <div></div> 0.3% |
| 38 | | 101 | <div></div> 0.3% |
| 39 | | 1219 | <div></div> 4.1% |
| 40 | | 37 | <div></div> 0.1% |
| 41 | | 52 | <div></div> 0.2% |
| 42 | | 823 | <div></div> 2.8% |
| 45 | | 608 | <div></div> 2.0% |
| 48 | | 675 | <div></div> 2.3% |
| 49 | | 58 | <div></div> 0.2% |
| 51 | | 424 | <div></div> 1.4% |
| 54 | | 436 | <div></div> 1.5% |
| 57 | | 198 | <div></div> 0.7% |
| 60 | | 181 | <div></div> 0.6% |
| 63 | | 154 | <div></div> 0.5% |
| 66 | | 98 | <div></div> 0.3% |
| 69 | | 68 | <div></div> 0.2% |
| 72 | | 119 | <div></div> 0.4% |

File : Question 20 to 26

DS: DS

| Value | Label | Cases | Percentage |
|-------|-------|-------|------------|
| 75 | | 84 | 0.3% |
| 78 | | 202 | 0.7% |
| 81 | | 83 | 0.3% |
| 84 | | 102 | 0.3% |
| 87 | | 107 | 0.4% |

Warning: these figures indicate the number of cases found in the data file. They cannot be interpreted as summary statistics of the population of interest.

PSU: PSU

| | |
|--------------------|---|
| Information | [Type= discrete] [Format=character] [Missing=*] |
| Statistics [NW/ W] | [Valid=29812 /-] [Invalid=0 /-] |

| Value | Label | Cases | Percentage |
|-------|-------|-------|------------|
| 001 | | 297 | 1.0% |
| 002 | | 287 | 1.0% |
| 003 | | 277 | 0.9% |
| 004 | | 299 | 1.0% |
| 005 | | 264 | 0.9% |
| 006 | | 327 | 1.1% |
| 007 | | 298 | 1.0% |
| 008 | | 284 | 1.0% |
| 009 | | 307 | 1.0% |
| 010 | | 323 | 1.1% |
| 011 | | 284 | 1.0% |
| 012 | | 271 | 0.9% |
| 013 | | 304 | 1.0% |
| 014 | | 301 | 1.0% |
| 015 | | 280 | 0.9% |
| 016 | | 296 | 1.0% |
| 017 | | 335 | 1.1% |
| 018 | | 306 | 1.0% |
| 019 | | 273 | 0.9% |
| 020 | | 314 | 1.1% |
| 021 | | 327 | 1.1% |
| 022 | | 329 | 1.1% |
| 023 | | 308 | 1.0% |
| 024 | | 276 | 0.9% |
| 025 | | 322 | 1.1% |
| 026 | | 317 | 1.1% |
| 027 | | 306 | 1.0% |
| 028 | | 280 | 0.9% |
| 029 | | 324 | 1.1% |
| 030 | | 279 | 0.9% |
| 031 | | 286 | 1.0% |
| 032 | | 287 | 1.0% |
| 033 | | 328 | 1.1% |

File : Question 20 to 26

PSU: PSU

| Value | Label | Cases | Percentage |
|-------|-------|-------|------------|
| 034 | | 289 | 1.0% |
| 035 | | 319 | 1.1% |
| 036 | | 308 | 1.0% |
| 037 | | 262 | 0.9% |
| 038 | | 190 | 0.6% |
| 039 | | 229 | 0.8% |
| 040 | | 253 | 0.8% |
| 041 | | 257 | 0.9% |
| 042 | | 230 | 0.8% |
| 043 | | 224 | 0.8% |
| 044 | | 253 | 0.8% |
| 045 | | 270 | 0.9% |
| 046 | | 257 | 0.9% |
| 047 | | 236 | 0.8% |
| 048 | | 236 | 0.8% |
| 049 | | 234 | 0.8% |
| 050 | | 248 | 0.8% |
| 051 | | 231 | 0.8% |
| 052 | | 211 | 0.7% |
| 053 | | 220 | 0.7% |
| 054 | | 232 | 0.8% |
| 055 | | 247 | 0.8% |
| 056 | | 192 | 0.6% |
| 057 | | 218 | 0.7% |
| 058 | | 234 | 0.8% |
| 059 | | 221 | 0.7% |
| 060 | | 204 | 0.7% |
| 061 | | 180 | 0.6% |
| 062 | | 197 | 0.7% |
| 063 | | 187 | 0.6% |
| 064 | | 200 | 0.7% |
| 065 | | 193 | 0.6% |
| 066 | | 218 | 0.7% |
| 067 | | 169 | 0.6% |
| 068 | | 139 | 0.5% |
| 069 | | 163 | 0.5% |
| 070 | | 136 | 0.5% |
| 071 | | 176 | 0.6% |
| 072 | | 169 | 0.6% |
| 073 | | 158 | 0.5% |
| 074 | | 127 | 0.4% |
| 075 | | 173 | 0.6% |
| 076 | | 151 | 0.5% |

File : Question 20 to 26

PSU: PSU

| Value | Label | Cases | Percentage |
|-------|-------|-------|------------|
| 077 | | 152 | 0.5% |
| 078 | | 159 | 0.5% |
| 079 | | 167 | 0.6% |
| 080 | | 145 | 0.5% |
| 081 | | 147 | 0.5% |
| 082 | | 142 | 0.5% |
| 083 | | 144 | 0.5% |
| 084 | | 183 | 0.6% |
| 085 | | 156 | 0.5% |
| 086 | | 144 | 0.5% |
| 087 | | 154 | 0.5% |
| 088 | | 139 | 0.5% |
| 089 | | 142 | 0.5% |
| 090 | | 121 | 0.4% |
| 091 | | 106 | 0.4% |
| 092 | | 138 | 0.5% |
| 093 | | 141 | 0.5% |
| 094 | | 116 | 0.4% |
| 095 | | 125 | 0.4% |
| 096 | | 131 | 0.4% |
| 097 | | 150 | 0.5% |
| 098 | | 108 | 0.4% |
| 099 | | 124 | 0.4% |
| 100 | | 121 | 0.4% |
| 101 | | 118 | 0.4% |
| 102 | | 102 | 0.3% |
| 103 | | 116 | 0.4% |
| 104 | | 116 | 0.4% |
| 105 | | 113 | 0.4% |
| 106 | | 115 | 0.4% |
| 107 | | 122 | 0.4% |
| 108 | | 114 | 0.4% |
| 109 | | 132 | 0.4% |
| 110 | | 85 | 0.3% |
| 111 | | 82 | 0.3% |
| 112 | | 110 | 0.4% |
| 113 | | 106 | 0.4% |
| 114 | | 127 | 0.4% |
| 115 | | 114 | 0.4% |
| 116 | | 102 | 0.3% |
| 117 | | 103 | 0.3% |
| 118 | | 79 | 0.3% |
| 119 | | 83 | 0.3% |

File : Question 20 to 26

PSU: PSU

| Value | Label | Cases | Percentage |
|-------|-------|-------|------------|
| 120 | | 89 | 0.3% |
| 121 | | 70 | 0.2% |
| 122 | | 72 | 0.2% |
| 123 | | 80 | 0.3% |
| 124 | | 64 | 0.2% |
| 125 | | 92 | 0.3% |
| 126 | | 74 | 0.2% |
| 127 | | 55 | 0.2% |
| 128 | | 73 | 0.2% |
| 129 | | 63 | 0.2% |
| 130 | | 59 | 0.2% |
| 131 | | 49 | 0.2% |
| 132 | | 45 | 0.2% |
| 133 | | 37 | 0.1% |
| 134 | | 38 | 0.1% |
| 135 | | 48 | 0.2% |
| 136 | | 51 | 0.2% |
| 137 | | 46 | 0.2% |
| 138 | | 35 | 0.1% |
| 139 | | 45 | 0.2% |
| 140 | | 61 | 0.2% |
| 141 | | 65 | 0.2% |
| 142 | | 39 | 0.1% |
| 143 | | 65 | 0.2% |
| 144 | | 37 | 0.1% |
| 145 | | 52 | 0.2% |
| 146 | | 54 | 0.2% |
| 147 | | 49 | 0.2% |
| 148 | | 58 | 0.2% |
| 149 | | 47 | 0.2% |
| 150 | | 64 | 0.2% |
| 151 | | 39 | 0.1% |
| 152 | | 52 | 0.2% |
| 153 | | 47 | 0.2% |
| 154 | | 39 | 0.1% |
| 155 | | 38 | 0.1% |
| 156 | | 48 | 0.2% |
| 157 | | 51 | 0.2% |
| 158 | | 48 | 0.2% |
| 159 | | 39 | 0.1% |
| 160 | | 41 | 0.1% |
| 161 | | 55 | 0.2% |
| 162 | | 44 | 0.1% |

File : Question 20 to 26

PSU: PSU

| Value | Label | Cases | Percentage |
|-------|-------|-------|------------------|
| 163 | | 43 | <div></div> 0.1% |
| 164 | | 35 | <div></div> 0.1% |
| 165 | | 45 | <div></div> 0.2% |
| 166 | | 54 | <div></div> 0.2% |
| 167 | | 55 | <div></div> 0.2% |
| 168 | | 51 | <div></div> 0.2% |
| 169 | | 50 | <div></div> 0.2% |
| 170 | | 42 | <div></div> 0.1% |
| 171 | | 40 | <div></div> 0.1% |
| 172 | | 34 | <div></div> 0.1% |
| 173 | | 45 | <div></div> 0.2% |
| 174 | | 60 | <div></div> 0.2% |
| 175 | | 54 | <div></div> 0.2% |
| 176 | | 49 | <div></div> 0.2% |
| 177 | | 58 | <div></div> 0.2% |
| 178 | | 47 | <div></div> 0.2% |
| 179 | | 58 | <div></div> 0.2% |
| 180 | | 38 | <div></div> 0.1% |
| 181 | | 47 | <div></div> 0.2% |
| 182 | | 45 | <div></div> 0.2% |
| 183 | | 44 | <div></div> 0.1% |
| 184 | | 55 | <div></div> 0.2% |
| 185 | | 47 | <div></div> 0.2% |
| 186 | | 44 | <div></div> 0.1% |
| 187 | | 41 | <div></div> 0.1% |
| 188 | | 40 | <div></div> 0.1% |
| 189 | | 40 | <div></div> 0.1% |
| 190 | | 41 | <div></div> 0.1% |
| 191 | | 49 | <div></div> 0.2% |
| 192 | | 44 | <div></div> 0.1% |
| 193 | | 56 | <div></div> 0.2% |
| 194 | | 50 | <div></div> 0.2% |
| 195 | | 36 | <div></div> 0.1% |
| 196 | | 47 | <div></div> 0.2% |
| 197 | | 52 | <div></div> 0.2% |
| 198 | | 39 | <div></div> 0.1% |
| 199 | | 38 | <div></div> 0.1% |
| 200 | | 30 | <div></div> 0.1% |
| 201 | | 46 | <div></div> 0.2% |
| 202 | | 55 | <div></div> 0.2% |
| 203 | | 46 | <div></div> 0.2% |
| 204 | | 43 | <div></div> 0.1% |
| 205 | | 31 | <div></div> 0.1% |

File : Question 20 to 26

PSU: PSU

| Value | Label | Cases | Percentage |
|-------|-------|-------|------------|
| 206 | | 57 | 0.2% |
| 207 | | 42 | 0.1% |
| 208 | | 40 | 0.1% |
| 209 | | 49 | 0.2% |
| 210 | | 40 | 0.1% |
| 211 | | 36 | 0.1% |
| 212 | | 44 | 0.1% |
| 213 | | 29 | 0.1% |
| 214 | | 24 | 0.1% |
| 215 | | 39 | 0.1% |
| 216 | | 22 | 0.1% |
| 217 | | 10 | 0.0% |
| 218 | | 19 | 0.1% |
| 219 | | 22 | 0.1% |
| 220 | | 15 | 0.1% |
| 221 | | 27 | 0.1% |
| 222 | | 29 | 0.1% |
| 223 | | 16 | 0.1% |
| 224 | | 21 | 0.1% |
| 225 | | 30 | 0.1% |
| 226 | | 22 | 0.1% |
| 227 | | 22 | 0.1% |
| 228 | | 13 | 0.0% |
| 229 | | 10 | 0.0% |
| 230 | | 10 | 0.0% |
| 231 | | 9 | 0.0% |
| 232 | | 9 | 0.0% |
| 233 | | 15 | 0.1% |
| 234 | | 14 | 0.0% |
| 235 | | 9 | 0.0% |
| 236 | | 13 | 0.0% |
| 237 | | 11 | 0.0% |
| 238 | | 12 | 0.0% |
| 239 | | 15 | 0.1% |
| 240 | | 9 | 0.0% |
| 241 | | 9 | 0.0% |
| 242 | | 11 | 0.0% |
| 243 | | 9 | 0.0% |
| 244 | | 14 | 0.0% |
| 245 | | 18 | 0.1% |
| 246 | | 8 | 0.0% |
| 247 | | 4 | 0.0% |
| 248 | | 11 | 0.0% |

File : Question 20 to 26

PSU: PSU

| Value | Label | Cases | Percentage |
|-------|-------|-------|------------|
| 249 | | 7 | 0.0% |
| 250 | | 11 | 0.0% |
| 252 | | 11 | 0.0% |
| 253 | | 6 | 0.0% |
| 254 | | 16 | 0.1% |
| 255 | | 20 | 0.1% |
| 256 | | 4 | 0.0% |
| 257 | | 14 | 0.0% |
| 258 | | 12 | 0.0% |
| 259 | | 11 | 0.0% |

Warning: these figures indicate the number of cases found in the data file. They cannot be interpreted as summary statistics of the population of interest.

HUNO: HUNO

| | |
|--------------------|---|
| Information | [Type= discrete] [Format=character] [Missing=*] |
| Statistics [NW/ W] | [Valid=29812 /-] [Invalid=0 /-] |

| Value | Label | Cases | Percentage |
|-------|-------|-------|------------|
| 01 | | 3169 | 10.6% |
| 02 | | 2983 | 10.0% |
| 03 | | 2990 | 10.0% |
| 04 | | 2971 | 10.0% |
| 05 | | 3032 | 10.2% |
| 06 | | 3022 | 10.1% |
| 07 | | 2951 | 9.9% |
| 08 | | 2947 | 9.9% |
| 09 | | 2894 | 9.7% |
| 10 | | 2853 | 9.6% |

Warning: these figures indicate the number of cases found in the data file. They cannot be interpreted as summary statistics of the population of interest.

HHNO: HHNO

| | |
|--------------------|--|
| Information | [Type= discrete] [Format=numeric] [Range= 1-4] [Missing=*] |
| Statistics [NW/ W] | [Valid=29812 /-] [Invalid=0 /-] |

| Value | Label | Cases | Percentage |
|-------|-------|-------|------------|
| 1 | | 29693 | 99.6% |
| 2 | | 112 | 0.4% |
| 3 | | 3 | 0.0% |
| 4 | | 4 | 0.0% |

Warning: these figures indicate the number of cases found in the data file. They cannot be interpreted as summary statistics of the population of interest.

HHSENO: HHSENO

| | |
|--------------------|---|
| Information | [Type= discrete] [Format=character] [Missing=*] |
| Statistics [NW/ W] | [Valid=29812 /-] [Invalid=0 /-] |

| Value | Label | Cases | Percentage |
|-------|-------|-------|------------|
| 001 | | 397 | 1.3% |
| 002 | | 395 | 1.3% |

File : Question 20 to 26

HHSERNO: HHSERNO

| Value | Label | Cases | Percentage |
|-------|-------|-------|------------|
| 003 | | 349 | 1.2% |
| 004 | | 401 | 1.3% |
| 005 | | 396 | 1.3% |
| 006 | | 384 | 1.3% |
| 007 | | 371 | 1.2% |
| 008 | | 340 | 1.1% |
| 009 | | 380 | 1.3% |
| 010 | | 365 | 1.2% |
| 011 | | 380 | 1.3% |
| 012 | | 377 | 1.3% |
| 013 | | 362 | 1.2% |
| 014 | | 344 | 1.2% |
| 015 | | 363 | 1.2% |
| 016 | | 378 | 1.3% |
| 017 | | 358 | 1.2% |
| 018 | | 385 | 1.3% |
| 019 | | 354 | 1.2% |
| 020 | | 342 | 1.1% |
| 021 | | 359 | 1.2% |
| 022 | | 364 | 1.2% |
| 023 | | 355 | 1.2% |
| 024 | | 367 | 1.2% |
| 025 | | 335 | 1.1% |
| 026 | | 355 | 1.2% |
| 027 | | 350 | 1.2% |
| 028 | | 360 | 1.2% |
| 029 | | 357 | 1.2% |
| 030 | | 357 | 1.2% |
| 031 | | 344 | 1.2% |
| 032 | | 308 | 1.0% |
| 033 | | 330 | 1.1% |
| 034 | | 323 | 1.1% |
| 035 | | 299 | 1.0% |
| 036 | | 300 | 1.0% |
| 037 | | 294 | 1.0% |
| 038 | | 314 | 1.1% |
| 039 | | 265 | 0.9% |
| 040 | | 294 | 1.0% |
| 041 | | 273 | 0.9% |
| 042 | | 264 | 0.9% |
| 043 | | 283 | 0.9% |
| 044 | | 256 | 0.9% |
| 045 | | 246 | 0.8% |

File : Question 20 to 26

HHSERNO: HHSERNO

| Value | Label | Cases | Percentage |
|-------|-------|-------|------------|
| 046 | | 252 | 0.8% |
| 047 | | 225 | 0.8% |
| 048 | | 262 | 0.9% |
| 049 | | 263 | 0.9% |
| 050 | | 235 | 0.8% |
| 051 | | 219 | 0.7% |
| 052 | | 187 | 0.6% |
| 053 | | 194 | 0.7% |
| 054 | | 194 | 0.7% |
| 055 | | 197 | 0.7% |
| 056 | | 197 | 0.7% |
| 057 | | 180 | 0.6% |
| 058 | | 197 | 0.7% |
| 059 | | 198 | 0.7% |
| 060 | | 183 | 0.6% |
| 061 | | 180 | 0.6% |
| 062 | | 171 | 0.6% |
| 063 | | 186 | 0.6% |
| 064 | | 189 | 0.6% |
| 065 | | 196 | 0.7% |
| 066 | | 185 | 0.6% |
| 067 | | 187 | 0.6% |
| 068 | | 173 | 0.6% |
| 069 | | 161 | 0.5% |
| 070 | | 178 | 0.6% |
| 071 | | 172 | 0.6% |
| 072 | | 155 | 0.5% |
| 073 | | 142 | 0.5% |
| 074 | | 141 | 0.5% |
| 075 | | 136 | 0.5% |
| 076 | | 175 | 0.6% |
| 077 | | 173 | 0.6% |
| 078 | | 168 | 0.6% |
| 079 | | 149 | 0.5% |
| 080 | | 159 | 0.5% |
| 081 | | 151 | 0.5% |
| 082 | | 139 | 0.5% |
| 083 | | 152 | 0.5% |
| 084 | | 143 | 0.5% |
| 085 | | 158 | 0.5% |
| 086 | | 156 | 0.5% |
| 087 | | 156 | 0.5% |
| 088 | | 127 | 0.4% |

File : Question 20 to 26

HHSERNO: HHSERNO

| Value | Label | Cases | Percentage |
|-------|-------|-------|------------|
| 089 | | 137 | 0.5% |
| 090 | | 135 | 0.5% |
| 091 | | 140 | 0.5% |
| 092 | | 128 | 0.4% |
| 093 | | 122 | 0.4% |
| 094 | | 115 | 0.4% |
| 095 | | 143 | 0.5% |
| 096 | | 125 | 0.4% |
| 097 | | 126 | 0.4% |
| 098 | | 131 | 0.4% |
| 099 | | 116 | 0.4% |
| 100 | | 104 | 0.3% |
| 101 | | 72 | 0.2% |
| 102 | | 64 | 0.2% |
| 103 | | 76 | 0.3% |
| 104 | | 68 | 0.2% |
| 105 | | 60 | 0.2% |
| 106 | | 64 | 0.2% |
| 107 | | 78 | 0.3% |
| 108 | | 61 | 0.2% |
| 109 | | 69 | 0.2% |
| 110 | | 50 | 0.2% |
| 111 | | 54 | 0.2% |
| 112 | | 62 | 0.2% |
| 113 | | 46 | 0.2% |
| 114 | | 43 | 0.1% |
| 115 | | 59 | 0.2% |
| 116 | | 62 | 0.2% |
| 117 | | 71 | 0.2% |
| 118 | | 58 | 0.2% |
| 119 | | 53 | 0.2% |
| 120 | | 59 | 0.2% |
| 121 | | 62 | 0.2% |
| 122 | | 63 | 0.2% |
| 123 | | 58 | 0.2% |
| 124 | | 45 | 0.2% |
| 125 | | 60 | 0.2% |
| 126 | | 62 | 0.2% |
| 127 | | 54 | 0.2% |
| 128 | | 53 | 0.2% |
| 129 | | 48 | 0.2% |
| 130 | | 52 | 0.2% |
| 131 | | 60 | 0.2% |












































File : Question 20 to 26

HHSERNO: HHSERNO

| Value | Label | Cases | Percentage |
|-------|-------|-------|------------------|
| 132 | | 58 | <div></div> 0.2% |
| 133 | | 58 | <div></div> 0.2% |
| 134 | | 66 | <div></div> 0.2% |
| 135 | | 47 | <div></div> 0.2% |
| 136 | | 61 | <div></div> 0.2% |
| 137 | | 49 | <div></div> 0.2% |
| 138 | | 65 | <div></div> 0.2% |
| 139 | | 61 | <div></div> 0.2% |
| 140 | | 49 | <div></div> 0.2% |
| 141 | | 53 | <div></div> 0.2% |
| 142 | | 54 | <div></div> 0.2% |
| 143 | | 54 | <div></div> 0.2% |
| 144 | | 55 | <div></div> 0.2% |
| 145 | | 61 | <div></div> 0.2% |
| 146 | | 70 | <div></div> 0.2% |
| 147 | | 55 | <div></div> 0.2% |
| 148 | | 49 | <div></div> 0.2% |
| 149 | | 45 | <div></div> 0.2% |
| 150 | | 50 | <div></div> 0.2% |
| 151 | | 63 | <div></div> 0.2% |
| 152 | | 57 | <div></div> 0.2% |
| 153 | | 72 | <div></div> 0.2% |
| 154 | | 53 | <div></div> 0.2% |
| 155 | | 58 | <div></div> 0.2% |
| 156 | | 54 | <div></div> 0.2% |
| 157 | | 39 | <div></div> 0.1% |
| 158 | | 54 | <div></div> 0.2% |
| 159 | | 35 | <div></div> 0.1% |
| 160 | | 48 | <div></div> 0.2% |
| 161 | | 65 | <div></div> 0.2% |
| 162 | | 60 | <div></div> 0.2% |
| 163 | | 75 | <div></div> 0.3% |
| 164 | | 42 | <div></div> 0.1% |
| 165 | | 66 | <div></div> 0.2% |
| 166 | | 56 | <div></div> 0.2% |
| 167 | | 67 | <div></div> 0.2% |
| 168 | | 50 | <div></div> 0.2% |
| 169 | | 56 | <div></div> 0.2% |
| 170 | | 47 | <div></div> 0.2% |
| 171 | | 62 | <div></div> 0.2% |
| 172 | | 48 | <div></div> 0.2% |
| 173 | | 58 | <div></div> 0.2% |
| 174 | | 47 | <div></div> 0.2% |

File : Question 20 to 26

HHSERNO: HHSERNO

| Value | Label | Cases | Percentage |
|-------|-------|-------|--|
| 175 | | 41 |  0.1% |
| 176 | | 43 |  0.1% |
| 177 | | 43 |  0.1% |
| 178 | | 52 |  0.2% |
| 179 | | 47 |  0.2% |
| 180 | | 43 |  0.1% |
| 181 | | 29 |  0.1% |
| 182 | | 32 |  0.1% |
| 183 | | 29 |  0.1% |
| 184 | | 26 |  0.1% |
| 185 | | 38 |  0.1% |
| 186 | | 33 |  0.1% |
| 187 | | 25 |  0.1% |
| 188 | | 19 |  0.1% |
| 189 | | 16 |  0.1% |
| 190 | | 24 |  0.1% |
| 191 | | 23 |  0.1% |
| 192 | | 19 |  0.1% |
| 193 | | 20 |  0.1% |
| 194 | | 20 |  0.1% |
| 195 | | 19 |  0.1% |
| 196 | | 16 |  0.1% |
| 197 | | 15 |  0.1% |
| 198 | | 16 |  0.1% |
| 199 | | 13 |  0.0% |
| 200 | | 16 |  0.1% |
| 201 | | 9 |  0.0% |
| 202 | | 15 |  0.1% |
| 203 | | 15 |  0.1% |
| 204 | | 12 |  0.0% |
| 205 | | 17 |  0.1% |
| 206 | | 13 |  0.0% |
| 207 | | 14 |  0.0% |
| 208 | | 14 |  0.0% |
| 209 | | 15 |  0.1% |
| 210 | | 15 |  0.1% |
| 211 | | 4 |  0.0% |
| 212 | | 8 |  0.0% |
| 213 | | 10 |  0.0% |
| 214 | | 4 |  0.0% |
| 215 | | 4 |  0.0% |
| 216 | | 4 |  0.0% |
| 217 | | 9 |  0.0% |

File : Question 20 to 26

HHSENO: HHSENO

| Value | Label | Cases | Percentage |
|-------|-------|-------|------------|
| 218 | | 8 | 0.0% |
| 219 | | 10 | 0.0% |
| 220 | | 10 | 0.0% |
| 221 | | 8 | 0.0% |
| 222 | | 3 | 0.0% |

Warning: these figures indicate the number of cases found in the data file. They cannot be interpreted as summary statistics of the population of interest.

Q20SENO: Q20SENO

| | |
|--------------------|---|
| Information | [Type= discrete] [Format=character] [Missing=*] |
| Statistics [NW/ W] | [Valid=29812 /-] [Invalid=0 /-] |

| Value | Label | Cases | Percentage |
|-------|-------|-------|------------|
| 01 | | 14731 | 49.4% |
| 02 | | 7514 | 25.2% |
| 03 | | 4388 | 14.7% |
| 04 | | 1884 | 6.3% |
| 05 | | 714 | 2.4% |
| 06 | | 334 | 1.1% |
| 07 | | 137 | 0.5% |
| 08 | | 62 | 0.2% |
| 09 | | 30 | 0.1% |
| 10 | | 10 | 0.0% |
| 11 | | 2 | 0.0% |
| 12 | | 3 | 0.0% |
| 13 | | 1 | 0.0% |
| 15 | | 1 | 0.0% |
| 16 | | 1 | 0.0% |

Warning: these figures indicate the number of cases found in the data file. They cannot be interpreted as summary statistics of the population of interest.

Q20: Q20

| | |
|--------------------|---|
| Information | [Type= discrete] [Format=character] [Missing=*] |
| Statistics [NW/ W] | [Valid=29812 /-] [Invalid=0 /-] |

| Value | Label | Cases | Percentage |
|-------|-------|-------|------------|
| 00 | | 4 | 0.0% |
| 01 | | 1 | 0.0% |
| 02 | | 12 | 0.0% |
| 03 | | 15 | 0.1% |
| 04 | | 23 | 0.1% |
| 05 | | 38 | 0.1% |
| 06 | | 31 | 0.1% |
| 07 | | 37 | 0.1% |
| 08 | | 69 | 0.2% |
| 09 | | 13 | 0.0% |
| 10 | | 164 | 0.6% |
| 12 | | 81 | 0.3% |












File : Question 20 to 26

Q20: Q20

| Value | Label | Cases | Percentage |
|-------|-------|-------|------------|
| 14 | | 145 | 0.5% |
| 15 | | 206 | 0.7% |
| 16 | | 91 | 0.3% |
| 17 | | 1 | 0.0% |
| 18 | | 75 | 0.3% |
| 20 | | 616 | 2.1% |
| 21 | | 197 | 0.7% |
| 22 | | 17 | 0.1% |
| 24 | | 312 | 1.0% |
| 25 | | 298 | 1.0% |
| 26 | | 7 | 0.0% |
| 27 | | 28 | 0.1% |
| 28 | | 297 | 1.0% |
| 29 | | 6 | 0.0% |
| 30 | | 1072 | 3.6% |
| 31 | | 4 | 0.0% |
| 32 | | 247 | 0.8% |
| 33 | | 3 | 0.0% |
| 34 | | 8 | 0.0% |
| 35 | | 2281 | 7.7% |
| 36 | | 632 | 2.1% |
| 37 | | 14 | 0.0% |
| 38 | | 94 | 0.3% |
| 39 | | 14 | 0.0% |
| 40 | | 5819 | 19.5% |
| 41 | | 4 | 0.0% |
| 42 | | 989 | 3.3% |
| 43 | | 12 | 0.0% |
| 44 | | 296 | 1.0% |
| 45 | | 1432 | 4.8% |
| 46 | | 94 | 0.3% |
| 47 | | 7 | 0.0% |
| 48 | | 3696 | 12.4% |
| 49 | | 226 | 0.8% |
| 50 | | 1688 | 5.7% |
| 51 | | 17 | 0.1% |
| 52 | | 151 | 0.5% |
| 53 | | 9 | 0.0% |
| 54 | | 713 | 2.4% |
| 55 | | 170 | 0.6% |
| 56 | | 2061 | 6.9% |
| 57 | | 9 | 0.0% |
| 58 | | 40 | 0.1% |


File : Question 20 to 26

Q20: Q20

| Value | Label | Cases | Percentage |
|-------|-------|-------|--|
| 59 | | 2 | 0.0% |
| 60 | | 1969 |  6.6% |
| 61 | | 3 | 0.0% |
| 62 | | 7 | 0.0% |
| 63 | | 440 |  1.5% |
| 64 | | 30 | 0.1% |
| 65 | | 101 |  0.3% |
| 66 | | 81 |  0.3% |
| 67 | | 4 | 0.0% |
| 68 | | 12 | 0.0% |
| 69 | | 4 | 0.0% |
| 70 | | 1226 |  4.1% |
| 72 | | 351 |  1.2% |
| 73 | | 2 | 0.0% |
| 74 | | 4 | 0.0% |
| 75 | | 22 | 0.1% |
| 76 | | 1 | 0.0% |
| 77 | | 72 |  0.2% |
| 78 | | 24 | 0.1% |
| 79 | | 1 | 0.0% |
| 80 | | 91 |  0.3% |
| 81 | | 1 | 0.0% |
| 82 | | 2 | 0.0% |
| 83 | | 1 | 0.0% |
| 84 | | 402 |  1.3% |
| 85 | | 9 | 0.0% |
| 86 | | 8 | 0.0% |
| 88 | | 2 | 0.0% |
| 90 | | 57 |  0.2% |
| 91 | | 31 | 0.1% |
| 92 | | 5 | 0.0% |
| 93 | | 1 | 0.0% |
| 94 | | 3 | 0.0% |
| 95 | | 6 | 0.0% |
| 96 | | 33 | 0.1% |
| 98 | | 25 | 0.1% |
| 99 | | 193 |  0.6% |

Warning: these figures indicate the number of cases found in the data file. They cannot be interpreted as summary statistics of the population of interest.

Q21: Q21

| Information | [Type= discrete] [Format=character] [Missing=*] | | |
|--------------------|---|-------|--|
| Statistics [NW/ W] | [Valid=29812 /-] [Invalid=0 /-] | | |
| Value | Label | Cases | Percentage |
| 00 | | 1462 |  4.9% |

File : Question 20 to 26

Q21: Q21

| Value | Label | Cases | Percentage |
|-------|-------|-------|------------|
| 01 | | 6 | 0.0% |
| 02 | | 27 | 0.1% |
| 03 | | 29 | 0.1% |
| 04 | | 34 | 0.1% |
| 05 | | 116 | 0.4% |
| 06 | | 76 | 0.3% |
| 07 | | 47 | 0.2% |
| 08 | | 165 | 0.6% |
| 09 | | 25 | 0.1% |
| 10 | | 385 | 1.3% |
| 11 | | 4 | 0.0% |
| 12 | | 136 | 0.5% |
| 13 | | 4 | 0.0% |
| 14 | | 149 | 0.5% |
| 15 | | 248 | 0.8% |
| 16 | | 293 | 1.0% |
| 17 | | 1 | 0.0% |
| 18 | | 182 | 0.6% |
| 19 | | 2 | 0.0% |
| 20 | | 834 | 2.8% |
| 21 | | 180 | 0.6% |
| 22 | | 22 | 0.1% |
| 23 | | 2 | 0.0% |
| 24 | | 744 | 2.5% |
| 25 | | 287 | 1.0% |
| 26 | | 17 | 0.1% |
| 27 | | 85 | 0.3% |
| 28 | | 283 | 0.9% |
| 29 | | 6 | 0.0% |
| 30 | | 1157 | 3.9% |
| 31 | | 4 | 0.0% |
| 32 | | 624 | 2.1% |
| 33 | | 10 | 0.0% |
| 34 | | 10 | 0.0% |
| 35 | | 1910 | 6.4% |
| 36 | | 671 | 2.3% |
| 37 | | 20 | 0.1% |
| 38 | | 93 | 0.3% |
| 39 | | 13 | 0.0% |
| 40 | | 5341 | 17.9% |
| 41 | | 6 | 0.0% |
| 42 | | 775 | 2.6% |
| 43 | | 20 | 0.1% |

File : Question 20 to 26

Q21: Q21

| Value | Label | Cases | Percentage |
|-------|-------|-------|------------|
| 44 | | 249 | 0.8% |
| 45 | | 1374 | 4.6% |
| 46 | | 89 | 0.3% |
| 47 | | 9 | 0.0% |
| 48 | | 2908 | 9.8% |
| 49 | | 174 | 0.6% |
| 50 | | 1590 | 5.3% |
| 51 | | 15 | 0.1% |
| 52 | | 165 | 0.6% |
| 53 | | 10 | 0.0% |
| 54 | | 540 | 1.8% |
| 55 | | 186 | 0.6% |
| 56 | | 1460 | 4.9% |
| 57 | | 12 | 0.0% |
| 58 | | 40 | 0.1% |
| 59 | | 4 | 0.0% |
| 60 | | 1771 | 5.9% |
| 61 | | 5 | 0.0% |
| 62 | | 10 | 0.0% |
| 63 | | 287 | 1.0% |
| 64 | | 30 | 0.1% |
| 65 | | 130 | 0.4% |
| 66 | | 80 | 0.3% |
| 67 | | 3 | 0.0% |
| 68 | | 12 | 0.0% |
| 69 | | 3 | 0.0% |
| 70 | | 978 | 3.3% |
| 72 | | 311 | 1.0% |
| 73 | | 2 | 0.0% |
| 74 | | 4 | 0.0% |
| 75 | | 32 | 0.1% |
| 76 | | 5 | 0.0% |
| 77 | | 57 | 0.2% |
| 78 | | 16 | 0.1% |
| 79 | | 2 | 0.0% |
| 80 | | 87 | 0.3% |
| 81 | | 1 | 0.0% |
| 82 | | 2 | 0.0% |
| 83 | | 1 | 0.0% |
| 84 | | 326 | 1.1% |
| 85 | | 9 | 0.0% |
| 86 | | 6 | 0.0% |
| 88 | | 3 | 0.0% |

File : Question 20 to 26

Q21: Q21

| Value | Label | Cases | Percentage |
|-------|-------|-------|------------|
| 90 | | 52 | 0.2% |
| 91 | | 25 | 0.1% |
| 92 | | 2 | 0.0% |
| 93 | | 1 | 0.0% |
| 94 | | 3 | 0.0% |
| 95 | | 7 | 0.0% |
| 96 | | 27 | 0.1% |
| 98 | | 24 | 0.1% |
| 99 | | 168 | 0.6% |

Warning: these figures indicate the number of cases found in the data file. They cannot be interpreted as summary statistics of the population of interest.

Q23: Q23

| | |
|--------------------|--|
| Information | [Type= discrete] [Format=numeric] [Range= 1-9] [Missing=*] |
| Statistics [NW/ W] | [Valid=7064 /-] [Invalid=22748 /-] |

| Value | Label | Cases | Percentage |
|---------|-------|-------|------------|
| 1 | | 1274 | 18.0% |
| 2 | | 354 | 5.0% |
| 3 | | 1002 | 14.2% |
| 4 | | 721 | 10.2% |
| 5 | | 387 | 5.5% |
| 6 | | 36 | 0.5% |
| 7 | | 1222 | 17.3% |
| 8 | | 1519 | 21.5% |
| 9 | | 549 | 7.8% |
| Sysmiss | | 22748 | |

Warning: these figures indicate the number of cases found in the data file. They cannot be interpreted as summary statistics of the population of interest.

Q24: Q24

| | |
|--------------------|--|
| Information | [Type= discrete] [Format=numeric] [Range= 1-2] [Missing=*] |
| Statistics [NW/ W] | [Valid=29805 /-] [Invalid=7 /-] |

| Value | Label | Cases | Percentage |
|---------|-------|-------|------------|
| 1 | | 2726 | 9.1% |
| 2 | | 27079 | 90.9% |
| Sysmiss | | 7 | |

Warning: these figures indicate the number of cases found in the data file. They cannot be interpreted as summary statistics of the population of interest.

Q25: Q25

| | |
|--------------------|--|
| Information | [Type= continuous] [Format=numeric] [Range= 1111-9629] [Missing=*] |
| Statistics [NW/ W] | [Valid=2726 /-] [Invalid=27086 /-] [Mean=6557.327 /-] [StdDev=1879.792 /-] |

Q26: Q26

| | |
|--------------------|---|
| Information | [Type= discrete] [Format=character] [Missing=*] |
| Statistics [NW/ W] | [Valid=2726 /-] [Invalid=0 /-] |

| Value | Label | Cases | Percentage |
|-------|-------|-------|------------|
| 01111 | | 61 | 2.2% |

File : Question 20 to 26

Q26: Q26

| Value | Label | Cases | Percentage |
|-------|-------|-------|------------|
| 01112 | | 30 | 1.1% |
| 01113 | | 41 | 1.5% |
| 01120 | | 473 | 17.4% |
| 01131 | | 122 | 4.5% |
| 01132 | | 137 | 5.0% |
| 01133 | | 33 | 1.2% |
| 01134 | | 4 | 0.1% |
| 01135 | | 8 | 0.3% |
| 01136 | | 10 | 0.4% |
| 01137 | | 4 | 0.1% |
| 01139 | | 12 | 0.4% |
| 01140 | | 10 | 0.4% |
| 01153 | | 3 | 0.1% |
| 01170 | | 23 | 0.8% |
| 01191 | | 2 | 0.1% |
| 01192 | | 7 | 0.3% |
| 01222 | | 66 | 2.4% |
| 01223 | | 1 | 0.0% |
| 01224 | | 5 | 0.2% |
| 01227 | | 3 | 0.1% |
| 01228 | | 1 | 0.0% |
| 01229 | | 2 | 0.1% |
| 01251 | | 1 | 0.0% |
| 01259 | | 2 | 0.1% |
| 01261 | | 49 | 1.8% |
| 01271 | | 277 | 10.2% |
| 01275 | | 1 | 0.0% |
| 01281 | | 36 | 1.3% |
| 01282 | | 32 | 1.2% |
| 01283 | | 10 | 0.4% |
| 01284 | | 6 | 0.2% |
| 01288 | | 2 | 0.1% |
| 01291 | | 22 | 0.8% |
| 01292 | | 19 | 0.7% |
| 01293 | | 1 | 0.0% |
| 01295 | | 1 | 0.0% |
| 01296 | | 3 | 0.1% |
| 01309 | | 2 | 0.1% |
| 01411 | | 34 | 1.2% |
| 01412 | | 6 | 0.2% |
| 01413 | | 31 | 1.1% |
| 01414 | | 7 | 0.3% |
| 01441 | | 5 | 0.2% |

File : Question 20 to 26

Q26: Q26

| Value | Label | Cases | Percentage |
|-------|-------|-------|------------|
| 01450 | | 3 | 0.1% |
| 01461 | | 20 | 0.7% |
| 01462 | | 4 | 0.1% |
| 01491 | | 1 | 0.0% |
| 01500 | | 17 | 0.6% |
| 01611 | | 37 | 1.4% |
| 01612 | | 1 | 0.0% |
| 01619 | | 26 | 1.0% |
| 01625 | | 18 | 0.7% |
| 02101 | | 1 | 0.0% |
| 02201 | | 3 | 0.1% |
| 02203 | | 3 | 0.1% |
| 02303 | | 3 | 0.1% |
| 02402 | | 1 | 0.0% |
| 03112 | | 3 | 0.1% |
| 03117 | | 1 | 0.0% |
| 03121 | | 12 | 0.4% |
| 03222 | | 1 | 0.0% |
| 03223 | | 2 | 0.1% |
| 08101 | | 7 | 0.3% |
| 08105 | | 5 | 0.2% |
| 08108 | | 5 | 0.2% |
| 08109 | | 1 | 0.0% |
| 08931 | | 1 | 0.0% |
| 08991 | | 6 | 0.2% |
| 10109 | | 2 | 0.1% |
| 10203 | | 1 | 0.0% |
| 10309 | | 2 | 0.1% |
| 10401 | | 1 | 0.0% |
| 10501 | | 18 | 0.7% |
| 10505 | | 2 | 0.1% |
| 10507 | | 1 | 0.0% |
| 10509 | | 2 | 0.1% |
| 10611 | | 13 | 0.5% |
| 10612 | | 2 | 0.1% |
| 10613 | | 1 | 0.0% |
| 10614 | | 3 | 0.1% |
| 10615 | | 2 | 0.1% |
| 10617 | | 2 | 0.1% |
| 10621 | | 1 | 0.0% |
| 10711 | | 3 | 0.1% |
| 10714 | | 2 | 0.1% |
| 10715 | | 1 | 0.0% |

File : Question 20 to 26

Q26: Q26

| Value | Label | Cases | Percentage |
|-------|-------|-------|------------|
| 10719 | | 1 | 0.0% |
| 10724 | | 2 | 0.1% |
| 10734 | | 1 | 0.0% |
| 10740 | | 1 | 0.0% |
| 10791 | | 12 | 0.4% |
| 10792 | | 1 | 0.0% |
| 10795 | | 2 | 0.1% |
| 11022 | | 1 | 0.0% |
| 11039 | | 1 | 0.0% |
| 11041 | | 1 | 0.0% |
| 12007 | | 2 | 0.1% |
| 13921 | | 2 | 0.1% |
| 13929 | | 4 | 0.1% |
| 13933 | | 1 | 0.0% |
| 13941 | | 3 | 0.1% |
| 13951 | | 3 | 0.1% |
| 13952 | | 1 | 0.0% |
| 13953 | | 2 | 0.1% |
| 13954 | | 1 | 0.0% |
| 13955 | | 4 | 0.1% |
| 14101 | | 24 | 0.9% |
| 14103 | | 1 | 0.0% |
| 14104 | | 1 | 0.0% |
| 14105 | | 8 | 0.3% |
| 15201 | | 1 | 0.0% |
| 15209 | | 1 | 0.0% |
| 16101 | | 4 | 0.1% |
| 16109 | | 1 | 0.0% |
| 16221 | | 3 | 0.1% |
| 16222 | | 8 | 0.3% |
| 16229 | | 3 | 0.1% |
| 16232 | | 1 | 0.0% |
| 16291 | | 2 | 0.1% |
| 16299 | | 1 | 0.0% |
| 17096 | | 2 | 0.1% |
| 17098 | | 1 | 0.0% |
| 18115 | | 2 | 0.1% |
| 20294 | | 1 | 0.0% |
| 21002 | | 1 | 0.0% |
| 22191 | | 9 | 0.3% |
| 22193 | | 1 | 0.0% |
| 22209 | | 1 | 0.0% |
| 23912 | | 2 | 0.1% |

File : Question 20 to 26

Q26: Q26

| Value | Label | Cases | Percentage |
|-------|-------|-------|------------|
| 23922 | | 2 | 0.1% |
| 23923 | | 14 | 0.5% |
| 23931 | | 1 | 0.0% |
| 23941 | | 6 | 0.2% |
| 23951 | | 6 | 0.2% |
| 23959 | | 5 | 0.2% |
| 24100 | | 2 | 0.1% |
| 24200 | | 1 | 0.0% |
| 24310 | | 1 | 0.0% |
| 25114 | | 1 | 0.0% |
| 25999 | | 1 | 0.0% |
| 26520 | | 1 | 0.0% |
| 27401 | | 1 | 0.0% |
| 31001 | | 6 | 0.2% |
| 31004 | | 3 | 0.1% |
| 32113 | | 1 | 0.0% |
| 32202 | | 1 | 0.0% |
| 32903 | | 2 | 0.1% |
| 32905 | | 1 | 0.0% |
| 32906 | | 2 | 0.1% |
| 32909 | | 1 | 0.0% |
| 33140 | | 6 | 0.2% |
| 33191 | | 1 | 0.0% |
| 36002 | | 1 | 0.0% |
| 41001 | | 34 | 1.2% |
| 41002 | | 7 | 0.3% |
| 41003 | | 29 | 1.1% |
| 42101 | | 5 | 0.2% |
| 42201 | | 1 | 0.0% |
| 42202 | | 1 | 0.0% |
| 42207 | | 1 | 0.0% |
| 43211 | | 4 | 0.1% |
| 43299 | | 1 | 0.0% |
| 43301 | | 1 | 0.0% |
| 43304 | | 6 | 0.2% |
| 43306 | | 1 | 0.0% |
| 43309 | | 1 | 0.0% |
| 43903 | | 1 | 0.0% |
| 43905 | | 2 | 0.1% |
| 45102 | | 1 | 0.0% |
| 45103 | | 1 | 0.0% |
| 45202 | | 1 | 0.0% |
| 45203 | | 2 | 0.1% |

File : Question 20 to 26

Q26: Q26

| Value | Label | Cases | Percentage |
|-------|-------|-------|------------|
| 45204 | | 1 | 0.0% |
| 45209 | | 3 | 0.1% |
| 45401 | | 1 | 0.0% |
| 45403 | | 2 | 0.1% |
| 46101 | | 1 | 0.0% |
| 46201 | | 2 | 0.1% |
| 46202 | | 4 | 0.1% |
| 46205 | | 2 | 0.1% |
| 46302 | | 1 | 0.0% |
| 46303 | | 2 | 0.1% |
| 46305 | | 3 | 0.1% |
| 46307 | | 1 | 0.0% |
| 46417 | | 1 | 0.0% |
| 46511 | | 1 | 0.0% |
| 46611 | | 1 | 0.0% |
| 46613 | | 1 | 0.0% |
| 46631 | | 1 | 0.0% |
| 46633 | | 2 | 0.1% |
| 46638 | | 1 | 0.0% |
| 46692 | | 1 | 0.0% |
| 47111 | | 1 | 0.0% |
| 47113 | | 60 | 2.2% |
| 47211 | | 12 | 0.4% |
| 47212 | | 4 | 0.1% |
| 47214 | | 6 | 0.2% |
| 47216 | | 1 | 0.0% |
| 47217 | | 2 | 0.1% |
| 47218 | | 2 | 0.1% |
| 47219 | | 1 | 0.0% |
| 47231 | | 1 | 0.0% |
| 47302 | | 1 | 0.0% |
| 47420 | | 1 | 0.0% |
| 47511 | | 1 | 0.0% |
| 47519 | | 1 | 0.0% |
| 47521 | | 1 | 0.0% |
| 47526 | | 1 | 0.0% |
| 47532 | | 1 | 0.0% |
| 47591 | | 1 | 0.0% |
| 47712 | | 2 | 0.1% |
| 47713 | | 1 | 0.0% |
| 47722 | | 1 | 0.0% |
| 47725 | | 2 | 0.1% |
| 47733 | | 2 | 0.1% |

File : Question 20 to 26

Q26: Q26

| Value | Label | Cases | Percentage |
|-------|-------|-------|------------|
| 47735 | | 5 | 0.2% |
| 47737 | | 3 | 0.1% |
| 47738 | | 4 | 0.1% |
| 47739 | | 1 | 0.0% |
| 47811 | | 8 | 0.3% |
| 47813 | | 4 | 0.1% |
| 47814 | | 2 | 0.1% |
| 47815 | | 1 | 0.0% |
| 47819 | | 1 | 0.0% |
| 47899 | | 6 | 0.2% |
| 47994 | | 1 | 0.0% |
| 49110 | | 1 | 0.0% |
| 49211 | | 1 | 0.0% |
| 49212 | | 13 | 0.5% |
| 49219 | | 1 | 0.0% |
| 49221 | | 8 | 0.3% |
| 49222 | | 67 | 2.5% |
| 49223 | | 6 | 0.2% |
| 49225 | | 1 | 0.0% |
| 49229 | | 5 | 0.2% |
| 49232 | | 22 | 0.8% |
| 49233 | | 15 | 0.6% |
| 49239 | | 2 | 0.1% |
| 51100 | | 1 | 0.0% |
| 52291 | | 1 | 0.0% |
| 52299 | | 1 | 0.0% |
| 55101 | | 4 | 0.1% |
| 55109 | | 1 | 0.0% |
| 55901 | | 1 | 0.0% |
| 55903 | | 1 | 0.0% |
| 56101 | | 2 | 0.1% |
| 56103 | | 1 | 0.0% |
| 56104 | | 2 | 0.1% |
| 56107 | | 1 | 0.0% |
| 56210 | | 1 | 0.0% |
| 56291 | | 1 | 0.0% |
| 56299 | | 1 | 0.0% |
| 56302 | | 1 | 0.0% |
| 56305 | | 1 | 0.0% |
| 56307 | | 4 | 0.1% |
| 58191 | | 2 | 0.1% |
| 59140 | | 1 | 0.0% |
| 59201 | | 1 | 0.0% |

File : Question 20 to 26

Q26: Q26

| Value | Label | Cases | Percentage |
|-------|-------|-------|------------|
| 61200 | | 1 | 0.0% |
| 62010 | | 1 | 0.0% |
| 62020 | | 1 | 0.0% |
| 63111 | | 1 | 0.0% |
| 64191 | | 1 | 0.0% |
| 64910 | | 1 | 0.0% |
| 65110 | | 1 | 0.0% |
| 65190 | | 1 | 0.0% |
| 66111 | | 1 | 0.0% |
| 66194 | | 1 | 0.0% |
| 68101 | | 1 | 0.0% |
| 71101 | | 1 | 0.0% |
| 72103 | | 1 | 0.0% |
| 73102 | | 1 | 0.0% |
| 74102 | | 1 | 0.0% |
| 74201 | | 3 | 0.1% |
| 74904 | | 1 | 0.0% |
| 77304 | | 1 | 0.0% |
| 78100 | | 1 | 0.0% |
| 79110 | | 2 | 0.1% |
| 80100 | | 1 | 0.0% |
| 82113 | | 1 | 0.0% |
| 82201 | | 1 | 0.0% |
| 84110 | | 6 | 0.2% |
| 84120 | | 8 | 0.3% |
| 84220 | | 1 | 0.0% |
| 85101 | | 4 | 0.1% |
| 85102 | | 7 | 0.3% |
| 85103 | | 9 | 0.3% |
| 85104 | | 2 | 0.1% |
| 85211 | | 12 | 0.4% |
| 85212 | | 35 | 1.3% |
| 85213 | | 1 | 0.0% |
| 85214 | | 3 | 0.1% |
| 85221 | | 4 | 0.1% |
| 85226 | | 1 | 0.0% |
| 85227 | | 1 | 0.0% |
| 85302 | | 2 | 0.1% |
| 85307 | | 1 | 0.0% |
| 85309 | | 4 | 0.1% |
| 85410 | | 1 | 0.0% |
| 85492 | | 5 | 0.2% |
| 85499 | | 10 | 0.4% |

File : Question 20 to 26

Q26: Q26

| Value | Label | Cases | Percentage |
|-------|-------|-------|------------|
| 85509 | | 4 | 0.1% |
| 86101 | | 2 | 0.1% |
| 86103 | | 1 | 0.0% |
| 86108 | | 4 | 0.1% |
| 86109 | | 1 | 0.0% |
| 86201 | | 4 | 0.1% |
| 86202 | | 13 | 0.5% |
| 86203 | | 1 | 0.0% |
| 86901 | | 3 | 0.1% |
| 87203 | | 1 | 0.0% |
| 88903 | | 2 | 0.1% |
| 90001 | | 5 | 0.2% |
| 90002 | | 2 | 0.1% |
| 90008 | | 1 | 0.0% |
| 91035 | | 1 | 0.0% |
| 92001 | | 1 | 0.0% |
| 94910 | | 1 | 0.0% |
| 94999 | | 2 | 0.1% |
| 95211 | | 2 | 0.1% |
| 95219 | | 1 | 0.0% |
| 95221 | | 1 | 0.0% |
| 96022 | | 1 | 0.0% |
| 96023 | | 1 | 0.0% |
| 96024 | | 2 | 0.1% |
| 96092 | | 8 | 0.3% |
| 96094 | | 10 | 0.4% |
| 96096 | | 1 | 0.0% |
| 96099 | | 4 | 0.1% |
| 97001 | | 5 | 0.2% |
| 97002 | | 10 | 0.4% |
| 97009 | | 4 | 0.1% |
| 98102 | | 1 | 0.0% |

Warning: these figures indicate the number of cases found in the data file. They cannot be interpreted as summary statistics of the population of interest.

File : Question 27 to 33

REC_TYPE: REC_TYPE

Information [Type= discrete] [Format=character] [Missing=*]

Statistics [NW/ W] [Valid=2726 /-] [Invalid=0 /-]

| Value | Label | Cases | Percentage |
|-------|-------|-------|------------|
| 07 | | 2726 | 100.0% |

Warning: these figures indicate the number of cases found in the data file. They cannot be interpreted as summary statistics of the population of interest.

YEAR: YEAR

Information [Type= discrete] [Format=numeric] [Range= 2013-2013] [Missing=*]

Statistics [NW/ W] [Valid=2726 /-] [Invalid=0 /-]

| Value | Label | Cases | Percentage |
|-------|-------|-------|------------|
| 2013 | | 2726 | 100.0% |

Warning: these figures indicate the number of cases found in the data file. They cannot be interpreted as summary statistics of the population of interest.

MONTH: MONTH

Information [Type= discrete] [Format=character] [Missing=*]

Statistics [NW/ W] [Valid=2726 /-] [Invalid=0 /-]

| Value | Label | Cases | Percentage |
|-------|-------|-------|------------|
| 01 | | 266 | 9.8% |
| 02 | | 267 | 9.8% |
| 03 | | 272 | 10.0% |
| 04 | | 219 | 8.0% |
| 05 | | 217 | 8.0% |
| 06 | | 231 | 8.5% |
| 07 | | 257 | 9.4% |
| 08 | | 249 | 9.1% |
| 09 | | 218 | 8.0% |
| 10 | | 172 | 6.3% |
| 11 | | 167 | 6.1% |
| 12 | | 191 | 7.0% |

Warning: these figures indicate the number of cases found in the data file. They cannot be interpreted as summary statistics of the population of interest.

SECTOR: SECTOR

Information [Type= discrete] [Format=numeric] [Range= 1-3] [Missing=*]

Statistics [NW/ W] [Valid=2726 /-] [Invalid=0 /-]

| Value | Label | Cases | Percentage |
|-------|-------|-------|------------|
| 1 | | 131 | 4.8% |
| 2 | | 2502 | 91.8% |
| 3 | | 93 | 3.4% |

Warning: these figures indicate the number of cases found in the data file. They cannot be interpreted as summary statistics of the population of interest.

DISTRICT: DISTRICT

Information [Type= continuous] [Format=numeric] [Range= 11-92] [Missing=*]

Statistics [NW/ W] [Valid=2726 /-] [Invalid=0 /-] [Mean=48.828 /-] [StdDev=24.871 /-]

DS: DS

Information [Type= discrete] [Format=character] [Missing=*]

File : Question 27 to 33

DS: DS

Statistics [NW/ W] [Valid=2726 /-] [Invalid=0 /-]

| Value | Label | Cases | Percentage |
|-------|-------|-------|------------|
| 03 | | 146 | 5.4% |
| 05 | | 2 | 0.1% |
| 06 | | 197 | 7.2% |
| 09 | | 263 | 9.6% |
| 10 | | 17 | 0.6% |
| 12 | | 171 | 6.3% |
| 13 | | 2 | 0.1% |
| 15 | | 311 | 11.4% |
| 16 | | 1 | 0.0% |
| 18 | | 140 | 5.1% |
| 21 | | 112 | 4.1% |
| 24 | | 205 | 7.5% |
| 25 | | 27 | 1.0% |
| 27 | | 174 | 6.4% |
| 30 | | 127 | 4.7% |
| 31 | | 5 | 0.2% |
| 33 | | 121 | 4.4% |
| 34 | | 19 | 0.7% |
| 35 | | 2 | 0.1% |
| 36 | | 107 | 3.9% |
| 37 | | 3 | 0.1% |
| 38 | | 6 | 0.2% |
| 39 | | 88 | 3.2% |
| 40 | | 2 | 0.1% |
| 41 | | 1 | 0.0% |
| 42 | | 64 | 2.3% |
| 45 | | 75 | 2.8% |
| 48 | | 71 | 2.6% |
| 49 | | 3 | 0.1% |
| 51 | | 64 | 2.3% |
| 54 | | 74 | 2.7% |
| 57 | | 18 | 0.7% |
| 60 | | 27 | 1.0% |
| 63 | | 11 | 0.4% |
| 66 | | 31 | 1.1% |
| 69 | | 11 | 0.4% |
| 72 | | 5 | 0.2% |
| 75 | | 1 | 0.0% |
| 78 | | 7 | 0.3% |
| 81 | | 8 | 0.3% |
| 84 | | 5 | 0.2% |
| 87 | | 2 | 0.1% |

File : Question 27 to 33

DS: DS

Warning: these figures indicate the number of cases found in the data file. They cannot be interpreted as summary statistics of the population of interest.

PSU: PSU

Information [Type= discrete] [Format=character] [Missing=*]

Statistics [NW/ W] [Valid=2726 /-] [Invalid=0 /-]

| Value | Label | Cases | Percentage |
|-------|-------|-------|------------|
| 001 | | 32 | 1.2% |
| 002 | | 29 | 1.1% |
| 003 | | 30 | 1.1% |
| 004 | | 65 | 2.4% |
| 005 | | 14 | 0.5% |
| 006 | | 48 | 1.8% |
| 007 | | 27 | 1.0% |
| 008 | | 42 | 1.5% |
| 009 | | 34 | 1.2% |
| 010 | | 28 | 1.0% |
| 011 | | 16 | 0.6% |
| 012 | | 27 | 1.0% |
| 013 | | 45 | 1.7% |
| 014 | | 29 | 1.1% |
| 015 | | 22 | 0.8% |
| 016 | | 30 | 1.1% |
| 017 | | 29 | 1.1% |
| 018 | | 38 | 1.4% |
| 019 | | 40 | 1.5% |
| 020 | | 57 | 2.1% |
| 021 | | 55 | 2.0% |
| 022 | | 32 | 1.2% |
| 023 | | 31 | 1.1% |
| 024 | | 24 | 0.9% |
| 025 | | 43 | 1.6% |
| 026 | | 35 | 1.3% |
| 027 | | 17 | 0.6% |
| 028 | | 27 | 1.0% |
| 029 | | 30 | 1.1% |
| 030 | | 30 | 1.1% |
| 031 | | 29 | 1.1% |
| 032 | | 32 | 1.2% |
| 033 | | 20 | 0.7% |
| 034 | | 18 | 0.7% |
| 035 | | 55 | 2.0% |
| 036 | | 39 | 1.4% |
| 037 | | 39 | 1.4% |
| 038 | | 10 | 0.4% |
| 039 | | 19 | 0.7% |

File : Question 27 to 33

PSU: PSU

| Value | Label | Cases | Percentage |
|-------|-------|-------|------------|
| 040 | | 37 | 1.4% |
| 041 | | 25 | 0.9% |
| 042 | | 15 | 0.6% |
| 043 | | 18 | 0.7% |
| 044 | | 33 | 1.2% |
| 045 | | 32 | 1.2% |
| 046 | | 31 | 1.1% |
| 047 | | 18 | 0.7% |
| 048 | | 13 | 0.5% |
| 049 | | 17 | 0.6% |
| 050 | | 38 | 1.4% |
| 051 | | 26 | 1.0% |
| 052 | | 30 | 1.1% |
| 053 | | 17 | 0.6% |
| 054 | | 24 | 0.9% |
| 055 | | 28 | 1.0% |
| 056 | | 15 | 0.6% |
| 057 | | 17 | 0.6% |
| 058 | | 32 | 1.2% |
| 059 | | 25 | 0.9% |
| 060 | | 16 | 0.6% |
| 061 | | 14 | 0.5% |
| 062 | | 13 | 0.5% |
| 063 | | 15 | 0.6% |
| 064 | | 38 | 1.4% |
| 065 | | 17 | 0.6% |
| 066 | | 18 | 0.7% |
| 067 | | 5 | 0.2% |
| 068 | | 10 | 0.4% |
| 069 | | 18 | 0.7% |
| 070 | | 9 | 0.3% |
| 071 | | 29 | 1.1% |
| 072 | | 4 | 0.1% |
| 073 | | 16 | 0.6% |
| 074 | | 13 | 0.5% |
| 075 | | 14 | 0.5% |
| 076 | | 6 | 0.2% |
| 077 | | 12 | 0.4% |
| 078 | | 12 | 0.4% |
| 079 | | 12 | 0.4% |
| 080 | | 4 | 0.1% |
| 081 | | 9 | 0.3% |
| 082 | | 10 | 0.4% |

File : Question 27 to 33

PSU: PSU

| Value | Label | Cases | Percentage |
|-------|-------|-------|------------|
| 083 | | 16 | 0.6% |
| 084 | | 8 | 0.3% |
| 085 | | 11 | 0.4% |
| 086 | | 15 | 0.6% |
| 087 | | 20 | 0.7% |
| 088 | | 6 | 0.2% |
| 089 | | 12 | 0.4% |
| 090 | | 15 | 0.6% |
| 091 | | 4 | 0.1% |
| 092 | | 18 | 0.7% |
| 093 | | 8 | 0.3% |
| 094 | | 8 | 0.3% |
| 095 | | 7 | 0.3% |
| 096 | | 14 | 0.5% |
| 097 | | 7 | 0.3% |
| 098 | | 7 | 0.3% |
| 099 | | 4 | 0.1% |
| 100 | | 3 | 0.1% |
| 101 | | 12 | 0.4% |
| 102 | | 7 | 0.3% |
| 103 | | 13 | 0.5% |
| 104 | | 4 | 0.1% |
| 105 | | 5 | 0.2% |
| 106 | | 4 | 0.1% |
| 107 | | 10 | 0.4% |
| 108 | | 6 | 0.2% |
| 109 | | 5 | 0.2% |
| 110 | | 6 | 0.2% |
| 111 | | 6 | 0.2% |
| 112 | | 2 | 0.1% |
| 113 | | 16 | 0.6% |
| 114 | | 28 | 1.0% |
| 115 | | 8 | 0.3% |
| 116 | | 6 | 0.2% |
| 117 | | 2 | 0.1% |
| 118 | | 3 | 0.1% |
| 119 | | 4 | 0.1% |
| 120 | | 7 | 0.3% |
| 121 | | 3 | 0.1% |
| 122 | | 4 | 0.1% |
| 123 | | 6 | 0.2% |
| 124 | | 15 | 0.6% |
| 125 | | 13 | 0.5% |

File : Question 27 to 33

PSU: PSU

| Value | Label | Cases | Percentage |
|-------|-------|-------|------------|
| 126 | | 4 | 0.1% |
| 127 | | 1 | 0.0% |
| 128 | | 7 | 0.3% |
| 129 | | 3 | 0.1% |
| 131 | | 5 | 0.2% |
| 132 | | 1 | 0.0% |
| 133 | | 3 | 0.1% |
| 136 | | 3 | 0.1% |
| 137 | | 1 | 0.0% |
| 138 | | 5 | 0.2% |
| 139 | | 4 | 0.1% |
| 140 | | 8 | 0.3% |
| 141 | | 14 | 0.5% |
| 143 | | 4 | 0.1% |
| 144 | | 3 | 0.1% |
| 145 | | 5 | 0.2% |
| 146 | | 5 | 0.2% |
| 147 | | 1 | 0.0% |
| 148 | | 11 | 0.4% |
| 149 | | 8 | 0.3% |
| 150 | | 2 | 0.1% |
| 154 | | 1 | 0.0% |
| 155 | | 2 | 0.1% |
| 156 | | 2 | 0.1% |
| 158 | | 3 | 0.1% |
| 159 | | 4 | 0.1% |
| 160 | | 3 | 0.1% |
| 161 | | 2 | 0.1% |
| 162 | | 3 | 0.1% |
| 163 | | 3 | 0.1% |
| 164 | | 2 | 0.1% |
| 165 | | 3 | 0.1% |
| 166 | | 4 | 0.1% |
| 167 | | 1 | 0.0% |
| 168 | | 2 | 0.1% |
| 169 | | 2 | 0.1% |
| 170 | | 1 | 0.0% |
| 171 | | 1 | 0.0% |
| 173 | | 3 | 0.1% |
| 174 | | 3 | 0.1% |
| 175 | | 5 | 0.2% |
| 176 | | 4 | 0.1% |
| 177 | | 9 | 0.3% |

File : Question 27 to 33

PSU: PSU

| Value | Label | Cases | Percentage |
|-------|-------|-------|------------|
| 178 | | 4 | 0.1% |
| 179 | | 3 | 0.1% |
| 180 | | 5 | 0.2% |
| 181 | | 8 | 0.3% |
| 182 | | 3 | 0.1% |
| 183 | | 1 | 0.0% |
| 184 | | 3 | 0.1% |
| 185 | | 1 | 0.0% |
| 186 | | 1 | 0.0% |
| 187 | | 1 | 0.0% |
| 188 | | 2 | 0.1% |
| 190 | | 1 | 0.0% |
| 191 | | 3 | 0.1% |
| 193 | | 7 | 0.3% |
| 194 | | 4 | 0.1% |
| 195 | | 2 | 0.1% |
| 196 | | 5 | 0.2% |
| 197 | | 2 | 0.1% |
| 198 | | 3 | 0.1% |
| 199 | | 1 | 0.0% |
| 200 | | 2 | 0.1% |
| 201 | | 4 | 0.1% |
| 202 | | 3 | 0.1% |
| 203 | | 1 | 0.0% |
| 204 | | 6 | 0.2% |
| 205 | | 1 | 0.0% |
| 206 | | 1 | 0.0% |
| 209 | | 5 | 0.2% |
| 211 | | 4 | 0.1% |
| 212 | | 6 | 0.2% |
| 215 | | 3 | 0.1% |
| 216 | | 2 | 0.1% |
| 217 | | 1 | 0.0% |
| 218 | | 1 | 0.0% |
| 220 | | 1 | 0.0% |
| 224 | | 3 | 0.1% |
| 225 | | 2 | 0.1% |
| 226 | | 2 | 0.1% |
| 230 | | 2 | 0.1% |
| 233 | | 1 | 0.0% |
| 234 | | 1 | 0.0% |
| 237 | | 1 | 0.0% |
| 240 | | 1 | 0.0% |

File : Question 27 to 33

PSU: PSU

| Value | Label | Cases | Percentage |
|-------|-------|-------|------------|
| 258 | | 1 | 0.0% |

Warning: these figures indicate the number of cases found in the data file. They cannot be interpreted as summary statistics of the population of interest.

HUNO: HUNO

| | |
|---------------------------|---|
| Information | [Type= discrete] [Format=character] [Missing=*] |
| Statistics [NW/ W] | [Valid=2726 /-] [Invalid=0 /-] |

| Value | Label | Cases | Percentage |
|-------|-------|-------|------------|
| 01 | | 295 | 10.8% |
| 02 | | 320 | 11.7% |
| 03 | | 284 | 10.4% |
| 04 | | 285 | 10.5% |
| 05 | | 268 | 9.8% |
| 06 | | 260 | 9.5% |
| 07 | | 248 | 9.1% |
| 08 | | 252 | 9.2% |
| 09 | | 253 | 9.3% |
| 10 | | 261 | 9.6% |

Warning: these figures indicate the number of cases found in the data file. They cannot be interpreted as summary statistics of the population of interest.

HHNO: HHNO

| | |
|---------------------------|--|
| Information | [Type= discrete] [Format=numeric] [Range= 1-4] [Missing=*] |
| Statistics [NW/ W] | [Valid=2726 /-] [Invalid=0 /-] |

| Value | Label | Cases | Percentage |
|-------|-------|-------|------------|
| 1 | | 2719 | 99.7% |
| 2 | | 6 | 0.2% |
| 4 | | 1 | 0.0% |

Warning: these figures indicate the number of cases found in the data file. They cannot be interpreted as summary statistics of the population of interest.

HHSENO: HHSENO

| | |
|---------------------------|---|
| Information | [Type= discrete] [Format=character] [Missing=*] |
| Statistics [NW/ W] | [Valid=2726 /-] [Invalid=0 /-] |

| Value | Label | Cases | Percentage |
|-------|-------|-------|------------|
| 001 | | 45 | 1.7% |
| 002 | | 47 | 1.7% |
| 003 | | 41 | 1.5% |
| 004 | | 40 | 1.5% |
| 005 | | 37 | 1.4% |
| 006 | | 43 | 1.6% |
| 007 | | 46 | 1.7% |
| 008 | | 33 | 1.2% |
| 009 | | 36 | 1.3% |
| 010 | | 37 | 1.4% |
| 011 | | 35 | 1.3% |
| 012 | | 38 | 1.4% |

File : Question 27 to 33

HHSERNO: HHSERNO

| Value | Label | Cases | Percentage |
|-------|-------|-------|------------|
| 013 | | 36 | 1.3% |
| 014 | | 37 | 1.4% |
| 015 | | 26 | 1.0% |
| 016 | | 33 | 1.2% |
| 017 | | 28 | 1.0% |
| 018 | | 37 | 1.4% |
| 019 | | 32 | 1.2% |
| 020 | | 27 | 1.0% |
| 021 | | 49 | 1.8% |
| 022 | | 40 | 1.5% |
| 023 | | 44 | 1.6% |
| 024 | | 54 | 2.0% |
| 025 | | 41 | 1.5% |
| 026 | | 47 | 1.7% |
| 027 | | 33 | 1.2% |
| 028 | | 48 | 1.8% |
| 029 | | 43 | 1.6% |
| 030 | | 46 | 1.7% |
| 031 | | 44 | 1.6% |
| 032 | | 53 | 1.9% |
| 033 | | 40 | 1.5% |
| 034 | | 25 | 0.9% |
| 035 | | 40 | 1.5% |
| 036 | | 41 | 1.5% |
| 037 | | 29 | 1.1% |
| 038 | | 36 | 1.3% |
| 039 | | 37 | 1.4% |
| 040 | | 42 | 1.5% |
| 041 | | 21 | 0.8% |
| 042 | | 32 | 1.2% |
| 043 | | 26 | 1.0% |
| 044 | | 23 | 0.8% |
| 045 | | 28 | 1.0% |
| 046 | | 22 | 0.8% |
| 047 | | 16 | 0.6% |
| 048 | | 20 | 0.7% |
| 049 | | 19 | 0.7% |
| 050 | | 25 | 0.9% |
| 051 | | 14 | 0.5% |
| 052 | | 14 | 0.5% |
| 053 | | 13 | 0.5% |
| 054 | | 23 | 0.8% |
| 055 | | 18 | 0.7% |












































File : Question 27 to 33

HHSERNO: HHSERNO

| Value | Label | Cases | Percentage |
|-------|-------|-------|------------|
| 056 | | 17 | 0.6% |
| 057 | | 17 | 0.6% |
| 058 | | 10 | 0.4% |
| 059 | | 17 | 0.6% |
| 060 | | 13 | 0.5% |
| 061 | | 14 | 0.5% |
| 062 | | 19 | 0.7% |
| 063 | | 15 | 0.6% |
| 064 | | 11 | 0.4% |
| 065 | | 16 | 0.6% |
| 066 | | 12 | 0.4% |
| 067 | | 11 | 0.4% |
| 068 | | 12 | 0.4% |
| 069 | | 8 | 0.3% |
| 070 | | 14 | 0.5% |
| 071 | | 14 | 0.5% |
| 072 | | 9 | 0.3% |
| 073 | | 16 | 0.6% |
| 074 | | 13 | 0.5% |
| 075 | | 8 | 0.3% |
| 076 | | 9 | 0.3% |
| 077 | | 12 | 0.4% |
| 078 | | 15 | 0.6% |
| 079 | | 7 | 0.3% |
| 080 | | 11 | 0.4% |
| 081 | | 13 | 0.5% |
| 082 | | 12 | 0.4% |
| 083 | | 18 | 0.7% |
| 084 | | 15 | 0.6% |
| 085 | | 13 | 0.5% |
| 086 | | 8 | 0.3% |
| 087 | | 12 | 0.4% |
| 088 | | 7 | 0.3% |
| 089 | | 10 | 0.4% |
| 090 | | 4 | 0.1% |
| 091 | | 13 | 0.5% |
| 092 | | 6 | 0.2% |
| 093 | | 12 | 0.4% |
| 094 | | 6 | 0.2% |
| 095 | | 8 | 0.3% |
| 096 | | 10 | 0.4% |
| 097 | | 7 | 0.3% |
| 098 | | 13 | 0.5% |












































File : Question 27 to 33

HHSERNO: HHSERNO

| Value | Label | Cases | Percentage |
|-------|-------|-------|--|
| 099 | | 19 |  0.7% |
| 100 | | 10 |  0.4% |
| 101 | | 4 |  0.1% |
| 102 | | 4 |  0.1% |
| 103 | | 11 |  0.4% |
| 104 | | 5 |  0.2% |
| 105 | | 5 |  0.2% |
| 106 | | 3 |  0.1% |
| 107 | | 3 |  0.1% |
| 108 | | 4 |  0.1% |
| 109 | | 6 |  0.2% |
| 110 | | 3 |  0.1% |
| 111 | | 3 |  0.1% |
| 112 | | 6 |  0.2% |
| 113 | | 1 |  0.0% |
| 114 | | 6 |  0.2% |
| 115 | | 1 |  0.0% |
| 116 | | 5 |  0.2% |
| 117 | | 4 |  0.1% |
| 118 | | 7 |  0.3% |
| 119 | | 4 |  0.1% |
| 120 | | 3 |  0.1% |
| 121 | | 4 |  0.1% |
| 122 | | 3 |  0.1% |
| 123 | | 3 |  0.1% |
| 124 | | 3 |  0.1% |
| 125 | | 5 |  0.2% |
| 126 | | 2 |  0.1% |
| 128 | | 2 |  0.1% |
| 129 | | 3 |  0.1% |
| 130 | | 5 |  0.2% |
| 131 | | 7 |  0.3% |
| 132 | | 7 |  0.3% |
| 133 | | 5 |  0.2% |
| 134 | | 5 |  0.2% |
| 135 | | 6 |  0.2% |
| 136 | | 3 |  0.1% |
| 137 | | 5 |  0.2% |
| 138 | | 7 |  0.3% |
| 139 | | 1 |  0.0% |
| 140 | | 2 |  0.1% |
| 141 | | 7 |  0.3% |
| 142 | | 2 |  0.1% |

File : Question 27 to 33

HHSERNO: HHSERNO

| Value | Label | Cases | Percentage |
|-------|-------|-------|--|
| 143 | | 2 |  0.1% |
| 144 | | 3 |  0.1% |
| 145 | | 7 |  0.3% |
| 146 | | 6 |  0.2% |
| 147 | | 2 |  0.1% |
| 148 | | 2 |  0.1% |
| 149 | | 1 |  0.0% |
| 150 | | 9 |  0.3% |
| 151 | | 2 |  0.1% |
| 153 | | 6 |  0.2% |
| 154 | | 1 |  0.0% |
| 155 | | 1 |  0.0% |
| 156 | | 4 |  0.1% |
| 157 | | 2 |  0.1% |
| 158 | | 1 |  0.0% |
| 159 | | 2 |  0.1% |
| 160 | | 2 |  0.1% |
| 162 | | 9 |  0.3% |
| 163 | | 1 |  0.0% |
| 164 | | 1 |  0.0% |
| 165 | | 9 |  0.3% |
| 166 | | 4 |  0.1% |
| 167 | | 2 |  0.1% |
| 169 | | 4 |  0.1% |
| 170 | | 1 |  0.0% |
| 171 | | 3 |  0.1% |
| 172 | | 2 |  0.1% |
| 173 | | 5 |  0.2% |
| 174 | | 2 |  0.1% |
| 175 | | 2 |  0.1% |
| 176 | | 3 |  0.1% |
| 177 | | 4 |  0.1% |
| 179 | | 7 |  0.3% |
| 181 | | 1 |  0.0% |
| 182 | | 1 |  0.0% |
| 183 | | 3 |  0.1% |
| 184 | | 1 |  0.0% |
| 186 | | 3 |  0.1% |
| 190 | | 1 |  0.0% |
| 191 | | 2 |  0.1% |
| 196 | | 2 |  0.1% |
| 197 | | 1 |  0.0% |
| 202 | | 1 |  0.0% |

File : Question 27 to 33

HHSERNO: HHSERNO

| Value | Label | Cases | Percentage |
|-------|-------|-------|------------|
| 203 | | 2 | 0.1% |
| 204 | | 1 | 0.0% |
| 205 | | 1 | 0.0% |
| 207 | | 1 | 0.0% |
| 210 | | 1 | 0.0% |
| 216 | | 1 | 0.0% |

Warning: these figures indicate the number of cases found in the data file. They cannot be interpreted as summary statistics of the population of interest.

Q27SERNO: Q27SERNO

| | |
|--------------------|---|
| Information | [Type= discrete] [Format=character] [Missing=*] |
| Statistics [NW/ W] | [Valid=2726 /-] [Invalid=0 /-] |

| Value | Label | Cases | Percentage |
|-------|-------|-------|------------|
| 01 | | 1840 | 67.5% |
| 02 | | 545 | 20.0% |
| 03 | | 232 | 8.5% |
| 04 | | 68 | 2.5% |
| 05 | | 27 | 1.0% |
| 06 | | 12 | 0.4% |
| 07 | | 2 | 0.1% |

Warning: these figures indicate the number of cases found in the data file. They cannot be interpreted as summary statistics of the population of interest.

Q27: Q27

| | |
|--------------------|--|
| Information | [Type= discrete] [Format=numeric] [Range= 1-4] [Missing=*] |
| Statistics [NW/ W] | [Valid=2726 /-] [Invalid=0 /-] |

| Value | Label | Cases | Percentage |
|-------|-------|-------|------------|
| 1 | | 440 | 16.1% |
| 2 | | 83 | 3.0% |
| 3 | | 1753 | 64.3% |
| 4 | | 450 | 16.5% |

Warning: these figures indicate the number of cases found in the data file. They cannot be interpreted as summary statistics of the population of interest.

Q28: Q28

| | |
|--------------------|--|
| Information | [Type= discrete] [Format=numeric] [Range= 1-4] [Missing=*] |
| Statistics [NW/ W] | [Valid=440 /-] [Invalid=2286 /-] |

| Value | Label | Cases | Percentage |
|---------|-------|-------|------------|
| 1 | | 7 | 1.6% |
| 2 | | 96 | 21.8% |
| 3 | | 90 | 20.5% |
| 4 | | 247 | 56.1% |
| Sysmiss | | 2286 | |

Warning: these figures indicate the number of cases found in the data file. They cannot be interpreted as summary statistics of the population of interest.

Q29: Q29

| | |
|--------------------|--|
| Information | [Type= discrete] [Format=numeric] [Range= 1-3] [Missing=*] |
| Statistics [NW/ W] | [Valid=208 /-] [Invalid=2518 /-] |

File : Question 27 to 33

Q29: Q29

| Value | Label | Cases | Percentage |
|---------|-------|-------|------------|
| 1 | | 24 | 11.5% |
| 2 | | 183 | 88.0% |
| 3 | | 1 | 0.5% |
| Sysmiss | | 2518 | |

Warning: these figures indicate the number of cases found in the data file. They cannot be interpreted as summary statistics of the population of interest.

Q30: Q30

| | |
|---------------------------|--|
| Information | [Type= discrete] [Format=numeric] [Range= 1-3] [Missing=*] |
| Statistics [NW/ W] | [Valid=208 /-] [Invalid=2518 /-] |

| Value | Label | Cases | Percentage |
|---------|-------|-------|------------|
| 1 | | 25 | 12.0% |
| 2 | | 182 | 87.5% |
| 3 | | 1 | 0.5% |
| Sysmiss | | 2518 | |

Warning: these figures indicate the number of cases found in the data file. They cannot be interpreted as summary statistics of the population of interest.

Q31: Q31

| | |
|---------------------------|--|
| Information | [Type= discrete] [Format=numeric] [Range= 1-3] [Missing=*] |
| Statistics [NW/ W] | [Valid=208 /-] [Invalid=2518 /-] |

| Value | Label | Cases | Percentage |
|---------|-------|-------|------------|
| 1 | | 33 | 15.9% |
| 2 | | 174 | 83.7% |
| 3 | | 1 | 0.5% |
| Sysmiss | | 2518 | |

Warning: these figures indicate the number of cases found in the data file. They cannot be interpreted as summary statistics of the population of interest.

Q32: Q32

| | |
|---------------------------|--|
| Information | [Type= discrete] [Format=numeric] [Range= 1-3] [Missing=*] |
| Statistics [NW/ W] | [Valid=208 /-] [Invalid=2518 /-] |

| Value | Label | Cases | Percentage |
|---------|-------|-------|------------|
| 1 | | 9 | 4.3% |
| 2 | | 4 | 1.9% |
| 3 | | 195 | 93.8% |
| Sysmiss | | 2518 | |

Warning: these figures indicate the number of cases found in the data file. They cannot be interpreted as summary statistics of the population of interest.

Q33: Q33

| | |
|---------------------------|--|
| Information | [Type= discrete] [Format=numeric] [Range= 1-3] [Missing=*] |
| Statistics [NW/ W] | [Valid=2714 /-] [Invalid=12 /-] |

| Value | Label | Cases | Percentage |
|---------|-------|-------|------------|
| 1 | | 84 | 3.1% |
| 2 | | 2544 | 93.7% |
| 3 | | 86 | 3.2% |
| Sysmiss | | 12 | |

Warning: these figures indicate the number of cases found in the data file. They cannot be interpreted as summary statistics of the population of interest.

File : Question 34 to 39

REC_TYPE: REC_TYPE

Information [Type= discrete] [Format=character] [Missing=*]

Statistics [NW/ W] [Valid=2735 /-] [Invalid=0 /-]

| Value | Label | Cases | Percentage |
|-------|-------|-------|------------|
| 08 | | 2735 | 100.0% |

Warning: these figures indicate the number of cases found in the data file. They cannot be interpreted as summary statistics of the population of interest.

YEAR: YEAR

Information [Type= discrete] [Format=numeric] [Range= 2013-2013] [Missing=*]

Statistics [NW/ W] [Valid=2735 /-] [Invalid=0 /-]

| Value | Label | Cases | Percentage |
|-------|-------|-------|------------|
| 2013 | | 2735 | 100.0% |

Warning: these figures indicate the number of cases found in the data file. They cannot be interpreted as summary statistics of the population of interest.

MONTH: MONTH

Information [Type= discrete] [Format=character] [Missing=*]

Statistics [NW/ W] [Valid=2735 /-] [Invalid=0 /-]

| Value | Label | Cases | Percentage |
|-------|-------|-------|------------|
| 01 | | 267 | 9.8% |
| 02 | | 269 | 9.8% |
| 03 | | 273 | 10.0% |
| 04 | | 220 | 8.0% |
| 05 | | 217 | 7.9% |
| 06 | | 231 | 8.4% |
| 07 | | 257 | 9.4% |
| 08 | | 251 | 9.2% |
| 09 | | 219 | 8.0% |
| 10 | | 173 | 6.3% |
| 11 | | 167 | 6.1% |
| 12 | | 191 | 7.0% |

Warning: these figures indicate the number of cases found in the data file. They cannot be interpreted as summary statistics of the population of interest.

SECTOR: SECTOR

Information [Type= discrete] [Format=numeric] [Range= 1-3] [Missing=*]

Statistics [NW/ W] [Valid=2735 /-] [Invalid=0 /-]

| Value | Label | Cases | Percentage |
|-------|-------|-------|------------|
| 1 | | 131 | 4.8% |
| 2 | | 2511 | 91.8% |
| 3 | | 93 | 3.4% |

Warning: these figures indicate the number of cases found in the data file. They cannot be interpreted as summary statistics of the population of interest.

DISTRICT: DISTRICT

Information [Type= continuous] [Format=numeric] [Range= 11-92] [Missing=*]

Statistics [NW/ W] [Valid=2735 /-] [Invalid=0 /-] [Mean=48.832 /-] [StdDev=24.851 /-]

DS: DS

Information [Type= discrete] [Format=character] [Missing=*]

File : Question 34 to 39

DS: DS

Statistics [NW/ W] [Valid=2735 /-] [Invalid=0 /-]

| Value | Label | Cases | Percentage |
|-------|-------|-------|------------|
| 03 | | 146 | 5.3% |
| 05 | | 2 | 0.1% |
| 06 | | 198 | 7.2% |
| 09 | | 263 | 9.6% |
| 10 | | 17 | 0.6% |
| 12 | | 171 | 6.3% |
| 13 | | 2 | 0.1% |
| 15 | | 311 | 11.4% |
| 16 | | 1 | 0.0% |
| 18 | | 141 | 5.2% |
| 21 | | 113 | 4.1% |
| 24 | | 206 | 7.5% |
| 25 | | 27 | 1.0% |
| 27 | | 175 | 6.4% |
| 30 | | 127 | 4.6% |
| 31 | | 5 | 0.2% |
| 33 | | 121 | 4.4% |
| 34 | | 19 | 0.7% |
| 35 | | 2 | 0.1% |
| 36 | | 107 | 3.9% |
| 37 | | 3 | 0.1% |
| 38 | | 6 | 0.2% |
| 39 | | 88 | 3.2% |
| 40 | | 2 | 0.1% |
| 41 | | 1 | 0.0% |
| 42 | | 64 | 2.3% |
| 45 | | 76 | 2.8% |
| 48 | | 71 | 2.6% |
| 49 | | 3 | 0.1% |
| 51 | | 64 | 2.3% |
| 54 | | 75 | 2.7% |
| 57 | | 20 | 0.7% |
| 60 | | 27 | 1.0% |
| 63 | | 11 | 0.4% |
| 66 | | 31 | 1.1% |
| 69 | | 11 | 0.4% |
| 72 | | 5 | 0.2% |
| 75 | | 1 | 0.0% |
| 78 | | 7 | 0.3% |
| 81 | | 8 | 0.3% |
| 84 | | 5 | 0.2% |
| 87 | | 2 | 0.1% |

File : Question 34 to 39

DS: DS

Warning: these figures indicate the number of cases found in the data file. They cannot be interpreted as summary statistics of the population of interest.

PSU: PSU

Information [Type= discrete] [Format=character] [Missing=*]

Statistics [NW/ W] [Valid=2735 /-] [Invalid=0 /-]

| Value | Label | Cases | Percentage |
|-------|-------|-------|------------|
| 001 | | 32 | 1.2% |
| 002 | | 29 | 1.1% |
| 003 | | 30 | 1.1% |
| 004 | | 65 | 2.4% |
| 005 | | 14 | 0.5% |
| 006 | | 48 | 1.8% |
| 007 | | 27 | 1.0% |
| 008 | | 42 | 1.5% |
| 009 | | 35 | 1.3% |
| 010 | | 28 | 1.0% |
| 011 | | 17 | 0.6% |
| 012 | | 27 | 1.0% |
| 013 | | 45 | 1.6% |
| 014 | | 29 | 1.1% |
| 015 | | 22 | 0.8% |
| 016 | | 30 | 1.1% |
| 017 | | 29 | 1.1% |
| 018 | | 38 | 1.4% |
| 019 | | 40 | 1.5% |
| 020 | | 57 | 2.1% |
| 021 | | 55 | 2.0% |
| 022 | | 32 | 1.2% |
| 023 | | 31 | 1.1% |
| 024 | | 24 | 0.9% |
| 025 | | 44 | 1.6% |
| 026 | | 35 | 1.3% |
| 027 | | 17 | 0.6% |
| 028 | | 27 | 1.0% |
| 029 | | 30 | 1.1% |
| 030 | | 30 | 1.1% |
| 031 | | 29 | 1.1% |
| 032 | | 32 | 1.2% |
| 033 | | 20 | 0.7% |
| 034 | | 18 | 0.7% |
| 035 | | 55 | 2.0% |
| 036 | | 39 | 1.4% |
| 037 | | 39 | 1.4% |
| 038 | | 10 | 0.4% |
| 039 | | 19 | 0.7% |

File : Question 34 to 39

PSU: PSU

| Value | Label | Cases | Percentage |
|-------|-------|-------|------------|
| 040 | | 37 | 1.4% |
| 041 | | 25 | 0.9% |
| 042 | | 15 | 0.5% |
| 043 | | 18 | 0.7% |
| 044 | | 34 | 1.2% |
| 045 | | 32 | 1.2% |
| 046 | | 31 | 1.1% |
| 047 | | 18 | 0.7% |
| 048 | | 13 | 0.5% |
| 049 | | 17 | 0.6% |
| 050 | | 38 | 1.4% |
| 051 | | 26 | 1.0% |
| 052 | | 30 | 1.1% |
| 053 | | 17 | 0.6% |
| 054 | | 24 | 0.9% |
| 055 | | 28 | 1.0% |
| 056 | | 15 | 0.5% |
| 057 | | 17 | 0.6% |
| 058 | | 32 | 1.2% |
| 059 | | 25 | 0.9% |
| 060 | | 16 | 0.6% |
| 061 | | 14 | 0.5% |
| 062 | | 13 | 0.5% |
| 063 | | 16 | 0.6% |
| 064 | | 39 | 1.4% |
| 065 | | 17 | 0.6% |
| 066 | | 18 | 0.7% |
| 067 | | 5 | 0.2% |
| 068 | | 10 | 0.4% |
| 069 | | 18 | 0.7% |
| 070 | | 9 | 0.3% |
| 071 | | 29 | 1.1% |
| 072 | | 4 | 0.1% |
| 073 | | 16 | 0.6% |
| 074 | | 13 | 0.5% |
| 075 | | 14 | 0.5% |
| 076 | | 6 | 0.2% |
| 077 | | 12 | 0.4% |
| 078 | | 12 | 0.4% |
| 079 | | 12 | 0.4% |
| 080 | | 5 | 0.2% |
| 081 | | 9 | 0.3% |
| 082 | | 10 | 0.4% |

File : Question 34 to 39

PSU: PSU

| Value | Label | Cases | Percentage |
|-------|-------|-------|------------|
| 083 | | 16 | 0.6% |
| 084 | | 8 | 0.3% |
| 085 | | 11 | 0.4% |
| 086 | | 15 | 0.5% |
| 087 | | 20 | 0.7% |
| 088 | | 6 | 0.2% |
| 089 | | 12 | 0.4% |
| 090 | | 16 | 0.6% |
| 091 | | 4 | 0.1% |
| 092 | | 18 | 0.7% |
| 093 | | 8 | 0.3% |
| 094 | | 8 | 0.3% |
| 095 | | 7 | 0.3% |
| 096 | | 14 | 0.5% |
| 097 | | 7 | 0.3% |
| 098 | | 7 | 0.3% |
| 099 | | 4 | 0.1% |
| 100 | | 3 | 0.1% |
| 101 | | 12 | 0.4% |
| 102 | | 8 | 0.3% |
| 103 | | 13 | 0.5% |
| 104 | | 4 | 0.1% |
| 105 | | 5 | 0.2% |
| 106 | | 4 | 0.1% |
| 107 | | 10 | 0.4% |
| 108 | | 6 | 0.2% |
| 109 | | 5 | 0.2% |
| 110 | | 6 | 0.2% |
| 111 | | 6 | 0.2% |
| 112 | | 2 | 0.1% |
| 113 | | 16 | 0.6% |
| 114 | | 28 | 1.0% |
| 115 | | 8 | 0.3% |
| 116 | | 6 | 0.2% |
| 117 | | 2 | 0.1% |
| 118 | | 3 | 0.1% |
| 119 | | 4 | 0.1% |
| 120 | | 7 | 0.3% |
| 121 | | 3 | 0.1% |
| 122 | | 4 | 0.1% |
| 123 | | 6 | 0.2% |
| 124 | | 15 | 0.5% |
| 125 | | 13 | 0.5% |












































File : Question 34 to 39

PSU: PSU

| Value | Label | Cases | Percentage |
|-------|-------|-------|------------|
| 126 | | 4 | 0.1% |
| 127 | | 1 | 0.0% |
| 128 | | 7 | 0.3% |
| 129 | | 3 | 0.1% |
| 131 | | 5 | 0.2% |
| 132 | | 1 | 0.0% |
| 133 | | 3 | 0.1% |
| 136 | | 3 | 0.1% |
| 137 | | 1 | 0.0% |
| 138 | | 5 | 0.2% |
| 139 | | 4 | 0.1% |
| 140 | | 8 | 0.3% |
| 141 | | 14 | 0.5% |
| 143 | | 4 | 0.1% |
| 144 | | 3 | 0.1% |
| 145 | | 5 | 0.2% |
| 146 | | 5 | 0.2% |
| 147 | | 1 | 0.0% |
| 148 | | 11 | 0.4% |
| 149 | | 8 | 0.3% |
| 150 | | 2 | 0.1% |
| 154 | | 1 | 0.0% |
| 155 | | 2 | 0.1% |
| 156 | | 2 | 0.1% |
| 158 | | 3 | 0.1% |
| 159 | | 4 | 0.1% |
| 160 | | 3 | 0.1% |
| 161 | | 2 | 0.1% |
| 162 | | 3 | 0.1% |
| 163 | | 3 | 0.1% |
| 164 | | 2 | 0.1% |
| 165 | | 3 | 0.1% |
| 166 | | 4 | 0.1% |
| 167 | | 1 | 0.0% |
| 168 | | 2 | 0.1% |
| 169 | | 2 | 0.1% |
| 170 | | 1 | 0.0% |
| 171 | | 1 | 0.0% |
| 173 | | 3 | 0.1% |
| 174 | | 3 | 0.1% |
| 175 | | 5 | 0.2% |
| 176 | | 4 | 0.1% |
| 177 | | 9 | 0.3% |

File : Question 34 to 39

PSU: PSU

| Value | Label | Cases | Percentage |
|-------|-------|-------|--|
| 178 | | 4 |  0.1% |
| 179 | | 3 |  0.1% |
| 180 | | 5 |  0.2% |
| 181 | | 8 |  0.3% |
| 182 | | 3 |  0.1% |
| 183 | | 1 |  0.0% |
| 184 | | 3 |  0.1% |
| 185 | | 1 |  0.0% |
| 186 | | 1 |  0.0% |
| 187 | | 1 |  0.0% |
| 188 | | 2 |  0.1% |
| 190 | | 1 |  0.0% |
| 191 | | 3 |  0.1% |
| 193 | | 7 |  0.3% |
| 194 | | 4 |  0.1% |
| 195 | | 2 |  0.1% |
| 196 | | 5 |  0.2% |
| 197 | | 2 |  0.1% |
| 198 | | 3 |  0.1% |
| 199 | | 1 |  0.0% |
| 200 | | 2 |  0.1% |
| 201 | | 4 |  0.1% |
| 202 | | 3 |  0.1% |
| 203 | | 1 |  0.0% |
| 204 | | 6 |  0.2% |
| 205 | | 1 |  0.0% |
| 206 | | 1 |  0.0% |
| 209 | | 5 |  0.2% |
| 211 | | 4 |  0.1% |
| 212 | | 6 |  0.2% |
| 215 | | 3 |  0.1% |
| 216 | | 2 |  0.1% |
| 217 | | 1 |  0.0% |
| 218 | | 1 |  0.0% |
| 220 | | 1 |  0.0% |
| 224 | | 3 |  0.1% |
| 225 | | 2 |  0.1% |
| 226 | | 2 |  0.1% |
| 230 | | 2 |  0.1% |
| 233 | | 1 |  0.0% |
| 234 | | 1 |  0.0% |
| 237 | | 1 |  0.0% |
| 240 | | 1 |  0.0% |

File : Question 34 to 39

PSU: PSU

| Value | Label | Cases | Percentage |
|-------|-------|-------|------------|
| 258 | | 1 | 0.0% |

Warning: these figures indicate the number of cases found in the data file. They cannot be interpreted as summary statistics of the population of interest.

HUNO: HUNO

| | |
|---------------------------|---|
| Information | [Type= discrete] [Format=character] [Missing=*] |
| Statistics [NW/ W] | [Valid=2735 /-] [Invalid=0 /-] |

| Value | Label | Cases | Percentage |
|-------|-------|-------|------------|
| 01 | | 295 | 10.8% |
| 02 | | 320 | 11.7% |
| 03 | | 284 | 10.4% |
| 04 | | 287 | 10.5% |
| 05 | | 268 | 9.8% |
| 06 | | 260 | 9.5% |
| 07 | | 250 | 9.1% |
| 08 | | 253 | 9.3% |
| 09 | | 255 | 9.3% |
| 10 | | 263 | 9.6% |

Warning: these figures indicate the number of cases found in the data file. They cannot be interpreted as summary statistics of the population of interest.

HHNO: HHNO

| | |
|---------------------------|--|
| Information | [Type= discrete] [Format=numeric] [Range= 1-4] [Missing=*] |
| Statistics [NW/ W] | [Valid=2735 /-] [Invalid=0 /-] |

| Value | Label | Cases | Percentage |
|-------|-------|-------|------------|
| 1 | | 2728 | 99.7% |
| 2 | | 6 | 0.2% |
| 4 | | 1 | 0.0% |

Warning: these figures indicate the number of cases found in the data file. They cannot be interpreted as summary statistics of the population of interest.

HHSENO: HHSENO

| | |
|---------------------------|---|
| Information | [Type= discrete] [Format=character] [Missing=*] |
| Statistics [NW/ W] | [Valid=2735 /-] [Invalid=0 /-] |

| Value | Label | Cases | Percentage |
|-------|-------|-------|------------|
| 001 | | 45 | 1.6% |
| 002 | | 47 | 1.7% |
| 003 | | 41 | 1.5% |
| 004 | | 40 | 1.5% |
| 005 | | 37 | 1.4% |
| 006 | | 43 | 1.6% |
| 007 | | 46 | 1.7% |
| 008 | | 33 | 1.2% |
| 009 | | 36 | 1.3% |
| 010 | | 37 | 1.4% |
| 011 | | 35 | 1.3% |
| 012 | | 38 | 1.4% |

File : Question 34 to 39

HHSERNO: HHSERNO

| Value | Label | Cases | Percentage |
|-------|-------|-------|------------|
| 013 | | 36 | 1.3% |
| 014 | | 37 | 1.4% |
| 015 | | 26 | 1.0% |
| 016 | | 33 | 1.2% |
| 017 | | 29 | 1.1% |
| 018 | | 37 | 1.4% |
| 019 | | 32 | 1.2% |
| 020 | | 27 | 1.0% |
| 021 | | 49 | 1.8% |
| 022 | | 40 | 1.5% |
| 023 | | 44 | 1.6% |
| 024 | | 54 | 2.0% |
| 025 | | 41 | 1.5% |
| 026 | | 47 | 1.7% |
| 027 | | 33 | 1.2% |
| 028 | | 48 | 1.8% |
| 029 | | 43 | 1.6% |
| 030 | | 46 | 1.7% |
| 031 | | 44 | 1.6% |
| 032 | | 53 | 1.9% |
| 033 | | 40 | 1.5% |
| 034 | | 25 | 0.9% |
| 035 | | 40 | 1.5% |
| 036 | | 41 | 1.5% |
| 037 | | 30 | 1.1% |
| 038 | | 36 | 1.3% |
| 039 | | 38 | 1.4% |
| 040 | | 43 | 1.6% |
| 041 | | 21 | 0.8% |
| 042 | | 32 | 1.2% |
| 043 | | 26 | 1.0% |
| 044 | | 24 | 0.9% |
| 045 | | 28 | 1.0% |
| 046 | | 22 | 0.8% |
| 047 | | 16 | 0.6% |
| 048 | | 20 | 0.7% |
| 049 | | 20 | 0.7% |
| 050 | | 25 | 0.9% |
| 051 | | 14 | 0.5% |
| 052 | | 14 | 0.5% |
| 053 | | 13 | 0.5% |
| 054 | | 24 | 0.9% |
| 055 | | 18 | 0.7% |












































File : Question 34 to 39

HHSERNO: HHSERNO

| Value | Label | Cases | Percentage |
|-------|-------|-------|------------|
| 056 | | 17 | 0.6% |
| 057 | | 17 | 0.6% |
| 058 | | 10 | 0.4% |
| 059 | | 17 | 0.6% |
| 060 | | 14 | 0.5% |
| 061 | | 14 | 0.5% |
| 062 | | 19 | 0.7% |
| 063 | | 15 | 0.5% |
| 064 | | 11 | 0.4% |
| 065 | | 16 | 0.6% |
| 066 | | 12 | 0.4% |
| 067 | | 11 | 0.4% |
| 068 | | 13 | 0.5% |
| 069 | | 8 | 0.3% |
| 070 | | 14 | 0.5% |
| 071 | | 14 | 0.5% |
| 072 | | 9 | 0.3% |
| 073 | | 16 | 0.6% |
| 074 | | 13 | 0.5% |
| 075 | | 8 | 0.3% |
| 076 | | 9 | 0.3% |
| 077 | | 12 | 0.4% |
| 078 | | 15 | 0.5% |
| 079 | | 7 | 0.3% |
| 080 | | 11 | 0.4% |
| 081 | | 13 | 0.5% |
| 082 | | 12 | 0.4% |
| 083 | | 18 | 0.7% |
| 084 | | 15 | 0.5% |
| 085 | | 13 | 0.5% |
| 086 | | 8 | 0.3% |
| 087 | | 12 | 0.4% |
| 088 | | 7 | 0.3% |
| 089 | | 10 | 0.4% |
| 090 | | 4 | 0.1% |
| 091 | | 13 | 0.5% |
| 092 | | 6 | 0.2% |
| 093 | | 12 | 0.4% |
| 094 | | 6 | 0.2% |
| 095 | | 8 | 0.3% |
| 096 | | 10 | 0.4% |
| 097 | | 7 | 0.3% |
| 098 | | 13 | 0.5% |

File : Question 34 to 39

HHSERNO: HHSERNO

| Value | Label | Cases | Percentage |
|-------|-------|-------|--|
| 099 | | 19 |  0.7% |
| 100 | | 10 |  0.4% |
| 101 | | 4 |  0.1% |
| 102 | | 4 |  0.1% |
| 103 | | 11 |  0.4% |
| 104 | | 5 |  0.2% |
| 105 | | 5 |  0.2% |
| 106 | | 3 |  0.1% |
| 107 | | 3 |  0.1% |
| 108 | | 4 |  0.1% |
| 109 | | 6 |  0.2% |
| 110 | | 3 |  0.1% |
| 111 | | 3 |  0.1% |
| 112 | | 6 |  0.2% |
| 113 | | 1 |  0.0% |
| 114 | | 6 |  0.2% |
| 115 | | 1 |  0.0% |
| 116 | | 5 |  0.2% |
| 117 | | 4 |  0.1% |
| 118 | | 7 |  0.3% |
| 119 | | 4 |  0.1% |
| 120 | | 3 |  0.1% |
| 121 | | 4 |  0.1% |
| 122 | | 3 |  0.1% |
| 123 | | 3 |  0.1% |
| 124 | | 3 |  0.1% |
| 125 | | 5 |  0.2% |
| 126 | | 2 |  0.1% |
| 128 | | 2 |  0.1% |
| 129 | | 3 |  0.1% |
| 130 | | 5 |  0.2% |
| 131 | | 7 |  0.3% |
| 132 | | 7 |  0.3% |
| 133 | | 5 |  0.2% |
| 134 | | 5 |  0.2% |
| 135 | | 6 |  0.2% |
| 136 | | 3 |  0.1% |
| 137 | | 5 |  0.2% |
| 138 | | 7 |  0.3% |
| 139 | | 1 |  0.0% |
| 140 | | 2 |  0.1% |
| 141 | | 7 |  0.3% |
| 142 | | 2 |  0.1% |

File : Question 34 to 39

HHSERNO: HHSERNO

| Value | Label | Cases | Percentage |
|-------|-------|-------|------------|
| 143 | | 2 | 0.1% |
| 144 | | 3 | 0.1% |
| 145 | | 7 | 0.3% |
| 146 | | 6 | 0.2% |
| 147 | | 2 | 0.1% |
| 148 | | 2 | 0.1% |
| 149 | | 1 | 0.0% |
| 150 | | 9 | 0.3% |
| 151 | | 2 | 0.1% |
| 153 | | 6 | 0.2% |
| 154 | | 1 | 0.0% |
| 155 | | 1 | 0.0% |
| 156 | | 4 | 0.1% |
| 157 | | 2 | 0.1% |
| 158 | | 1 | 0.0% |
| 159 | | 2 | 0.1% |
| 160 | | 2 | 0.1% |
| 162 | | 9 | 0.3% |
| 163 | | 1 | 0.0% |
| 164 | | 1 | 0.0% |
| 165 | | 9 | 0.3% |
| 166 | | 4 | 0.1% |
| 167 | | 2 | 0.1% |
| 169 | | 4 | 0.1% |
| 170 | | 1 | 0.0% |
| 171 | | 3 | 0.1% |
| 172 | | 2 | 0.1% |
| 173 | | 5 | 0.2% |
| 174 | | 2 | 0.1% |
| 175 | | 2 | 0.1% |
| 176 | | 3 | 0.1% |
| 177 | | 4 | 0.1% |
| 179 | | 7 | 0.3% |
| 181 | | 1 | 0.0% |
| 182 | | 1 | 0.0% |
| 183 | | 3 | 0.1% |
| 184 | | 1 | 0.0% |
| 186 | | 3 | 0.1% |
| 190 | | 1 | 0.0% |
| 191 | | 2 | 0.1% |
| 196 | | 2 | 0.1% |
| 197 | | 1 | 0.0% |
| 202 | | 1 | 0.0% |

File : Question 34 to 39

HHSENO: HHSENO

| Value | Label | Cases | Percentage |
|-------|-------|-------|------------|
| 203 | | 2 | 0.1% |
| 204 | | 1 | 0.0% |
| 205 | | 1 | 0.0% |
| 207 | | 1 | 0.0% |
| 210 | | 1 | 0.0% |
| 216 | | 1 | 0.0% |

Warning: these figures indicate the number of cases found in the data file. They cannot be interpreted as summary statistics of the population of interest.

Q34SENO: Q34SENO

| | |
|--------------------|---|
| Information | [Type= discrete] [Format=character] [Missing=*] |
| Statistics [NW/ W] | [Valid=2735 /-] [Invalid=0 /-] |

| Value | Label | Cases | Percentage |
|-------|-------|-------|------------|
| 01 | | 1846 | 67.5% |
| 02 | | 547 | 20.0% |
| 03 | | 233 | 8.5% |
| 04 | | 68 | 2.5% |
| 05 | | 27 | 1.0% |
| 06 | | 12 | 0.4% |
| 07 | | 2 | 0.1% |

Warning: these figures indicate the number of cases found in the data file. They cannot be interpreted as summary statistics of the population of interest.

Q34: Q34

| | |
|--------------------|--|
| Information | [Type= discrete] [Format=numeric] [Range= 1-4] [Missing=*] |
| Statistics [NW/ W] | [Valid=2723 /-] [Invalid=12 /-] |

| Value | Label | Cases | Percentage |
|---------|-------|-------|------------|
| 1 | | 86 | 3.2% |
| 2 | | 307 | 11.3% |
| 3 | | 2240 | 82.3% |
| 4 | | 90 | 3.3% |
| Sysmiss | | 12 | |

Warning: these figures indicate the number of cases found in the data file. They cannot be interpreted as summary statistics of the population of interest.

Q35: Q35

| | |
|--------------------|--|
| Information | [Type= discrete] [Format=numeric] [Range= 1-8] [Missing=*] |
| Statistics [NW/ W] | [Valid=2723 /-] [Invalid=12 /-] |

| Value | Label | Cases | Percentage |
|-------|-------|-------|------------|
| 1 | | 248 | 9.1% |
| 2 | | 19 | 0.7% |
| 3 | | 19 | 0.7% |
| 4 | | 10 | 0.4% |
| 5 | | 6 | 0.2% |
| 6 | | 14 | 0.5% |
| 7 | | 2401 | 88.2% |
| 8 | | 6 | 0.2% |

File : Question 34 to 39

Q35: Q35

| Value | Label | Cases | Percentage |
|---------|-------|-------|------------|
| Sysmiss | | 12 | |

Warning: these figures indicate the number of cases found in the data file. They cannot be interpreted as summary statistics of the population of interest.

Q36: Q36

| | |
|---------------------------|--|
| Information | [Type= discrete] [Format=numeric] [Range= 1-9] [Missing=*] |
| Statistics [NW/ W] | [Valid=2717 /-] [Invalid=18 /-] |

| Value | Label | Cases | Percentage |
|---------|-------|-------|------------|
| 1 | | 59 | 2.2% |
| 2 | | 2235 | 82.3% |
| 3 | | 277 | 10.2% |
| 9 | | 146 | 5.4% |
| Sysmiss | | 18 | |

Warning: these figures indicate the number of cases found in the data file. They cannot be interpreted as summary statistics of the population of interest.

Q37: Q37

| | |
|---------------------------|--|
| Information | [Type= discrete] [Format=numeric] [Range= 1-3] [Missing=*] |
| Statistics [NW/ W] | [Valid=2716 /-] [Invalid=19 /-] |

| Value | Label | Cases | Percentage |
|---------|-------|-------|------------|
| 1 | | 2373 | 87.4% |
| 2 | | 312 | 11.5% |
| 3 | | 31 | 1.1% |
| Sysmiss | | 19 | |

Warning: these figures indicate the number of cases found in the data file. They cannot be interpreted as summary statistics of the population of interest.

Q38: Q38

| | |
|---------------------------|---|
| Information | [Type= discrete] [Format=character] [Missing=*] |
| Statistics [NW/ W] | [Valid=2735 /-] [Invalid=0 /-] |

| Value | Label | Cases | Percentage |
|-------|-------|-------|------------|
| 00 | | 5 | 0.2% |
| 01 | | 5 | 0.2% |
| 02 | | 19 | 0.7% |
| 03 | | 20 | 0.7% |
| 04 | | 21 | 0.8% |
| 05 | | 37 | 1.4% |
| 06 | | 50 | 1.8% |
| 07 | | 37 | 1.4% |
| 08 | | 97 | 3.5% |
| 09 | | 12 | 0.4% |
| 10 | | 288 | 10.5% |
| 11 | | 1 | 0.0% |
| 12 | | 72 | 2.6% |
| 13 | | 2 | 0.1% |
| 14 | | 143 | 5.2% |
| 15 | | 202 | 7.4% |

File : Question 34 to 39

Q38: Q38

| Value | Label | Cases | Percentage |
|-------|-------|-------|------------|
| 16 | | 116 | 4.2% |
| 17 | | 3 | 0.1% |
| 18 | | 75 | 2.7% |
| 20 | | 449 | 16.4% |
| 21 | | 116 | 4.2% |
| 22 | | 4 | 0.1% |
| 24 | | 152 | 5.6% |
| 25 | | 125 | 4.6% |
| 26 | | 8 | 0.3% |
| 27 | | 10 | 0.4% |
| 28 | | 83 | 3.0% |
| 29 | | 1 | 0.0% |
| 30 | | 239 | 8.7% |
| 32 | | 36 | 1.3% |
| 35 | | 91 | 3.3% |
| 36 | | 32 | 1.2% |
| 38 | | 4 | 0.1% |
| 40 | | 94 | 3.4% |
| 42 | | 12 | 0.4% |
| 43 | | 1 | 0.0% |
| 45 | | 4 | 0.1% |
| 46 | | 3 | 0.1% |
| 48 | | 27 | 1.0% |
| 50 | | 11 | 0.4% |
| 52 | | 2 | 0.1% |
| 54 | | 1 | 0.0% |
| 56 | | 10 | 0.4% |
| 58 | | 1 | 0.0% |
| 60 | | 10 | 0.4% |
| 70 | | 1 | 0.0% |
| 99 | | 3 | 0.1% |

Warning: these figures indicate the number of cases found in the data file. They cannot be interpreted as summary statistics of the population of interest.

Q39: Q39

| Information | [Type= discrete] [Format=character] [Missing=*] | | |
|---------------------------|---|-------|------------|
| Statistics [NW/ W] | [Valid=2735 /-] [Invalid=0 /-] | | |
| Value | Label | Cases | Percentage |
| 00 | | 6 | 0.2% |
| 01 | | 8 | 0.3% |
| 02 | | 37 | 1.4% |
| 03 | | 38 | 1.4% |
| 04 | | 36 | 1.3% |
| 05 | | 70 | 2.6% |
| 06 | | 55 | 2.0% |

File : Question 34 to 39


Q39: Q39

| Value | Label | Cases | Percentage |
|-------|-------|-------|------------|
| 07 | | 43 | 1.6% |
| 08 | | 126 | 4.6% |
| 09 | | 17 | 0.6% |
| 10 | | 339 | 12.4% |
| 11 | | 3 | 0.1% |
| 12 | | 77 | 2.8% |
| 13 | | 5 | 0.2% |
| 14 | | 121 | 4.4% |
| 15 | | 193 | 7.1% |
| 16 | | 138 | 5.0% |
| 17 | | 3 | 0.1% |
| 18 | | 75 | 2.7% |
| 19 | | 1 | 0.0% |
| 20 | | 399 | 14.6% |
| 21 | | 95 | 3.5% |
| 22 | | 8 | 0.3% |
| 24 | | 153 | 5.6% |
| 25 | | 102 | 3.7% |
| 26 | | 5 | 0.2% |
| 27 | | 4 | 0.1% |
| 28 | | 64 | 2.3% |
| 29 | | 1 | 0.0% |
| 30 | | 191 | 7.0% |
| 32 | | 31 | 1.1% |
| 33 | | 1 | 0.0% |
| 35 | | 73 | 2.7% |
| 36 | | 23 | 0.8% |
| 38 | | 4 | 0.1% |
| 39 | | 1 | 0.0% |
| 40 | | 101 | 3.7% |
| 42 | | 14 | 0.5% |
| 43 | | 1 | 0.0% |
| 44 | | 1 | 0.0% |
| 45 | | 9 | 0.3% |
| 48 | | 24 | 0.9% |
| 50 | | 8 | 0.3% |
| 52 | | 1 | 0.0% |
| 55 | | 1 | 0.0% |
| 56 | | 11 | 0.4% |
| 60 | | 11 | 0.4% |
| 64 | | 1 | 0.0% |
| 70 | | 3 | 0.1% |
| 99 | | 3 | 0.1% |


Warning: these figures indicate the number of cases found in the data file. They cannot be interpreted as summary statistics of the population of interest.

File : Question 40 to 44













REC_TYPE: REC_TYPE

| | | | |
|--|---|--------------|--|
| Information | [Type= discrete] [Format=character] [Missing=*] | | |
| Statistics [NW/ W] | [Valid=29818 /-] [Invalid=0 /-] | | |
| Value | Label | Cases | Percentage |
| 09 | | 29818 |  100.0% |
| <i>Warning: these figures indicate the number of cases found in the data file. They cannot be interpreted as summary statistics of the population of interest.</i> | | | |




YEAR: YEAR

| | | | |
|--|--|--------------|--|
| Information | [Type= discrete] [Format=numeric] [Range= 2013-2013] [Missing=*] | | |
| Statistics [NW/ W] | [Valid=29818 /-] [Invalid=0 /-] | | |
| Value | Label | Cases | Percentage |
| 2013 | | 29818 |  100.0% |
| <i>Warning: these figures indicate the number of cases found in the data file. They cannot be interpreted as summary statistics of the population of interest.</i> | | | |

MONTH: MONTH

| | | | |
|--|---|--------------|--|
| Information | [Type= discrete] [Format=character] [Missing=*] | | |
| Statistics [NW/ W] | [Valid=29818 /-] [Invalid=0 /-] | | |
| Value | Label | Cases | Percentage |
| 01 | | 2509 |  8.4% |
| 02 | | 2482 |  8.3% |
| 03 | | 2618 |  8.8% |
| 04 | | 2623 |  8.8% |
| 05 | | 2520 |  8.5% |
| 06 | | 2495 |  8.4% |
| 07 | | 2580 |  8.7% |
| 08 | | 2443 |  8.2% |
| 09 | | 2416 |  8.1% |
| 10 | | 2437 |  8.2% |
| 11 | | 2350 |  7.9% |
| 12 | | 2345 |  7.9% |
| <i>Warning: these figures indicate the number of cases found in the data file. They cannot be interpreted as summary statistics of the population of interest.</i> | | | |

SECTOR: SECTOR

| | | | |
|--|--|--------------|---|
| Information | [Type= discrete] [Format=numeric] [Range= 1-3] [Missing=*] | | |
| Statistics [NW/ W] | [Valid=29818 /-] [Invalid=0 /-] | | |
| Value | Label | Cases | Percentage |
| 1 | | 4423 |  14.8% |
| 2 | | 24062 |  80.7% |
| 3 | | 1333 |  4.5% |
| <i>Warning: these figures indicate the number of cases found in the data file. They cannot be interpreted as summary statistics of the population of interest.</i> | | | |

DISTRICT: DISTRICT

| | |
|--------------------|---|
| Information | [Type= continuous] [Format=numeric] [Range= 11-92] [Missing=*] |
| Statistics [NW/ W] | [Valid=29818 /-] [Invalid=0 /-] [Mean=42.586 /-] [StdDev=26.782 /-] |
| # DS: DS | |
| Information | [Type= discrete] [Format=character] [Missing=*] |

File : Question 40 to 44

DS: DS

Statistics [NW/ W] [Valid=29818 /-] [Invalid=0 /-]

| Value | Label | Cases | Percentage |
|-------|-------|-------|------------------|
| 03 | | 2323 | <div></div> 7.8% |
| 04 | | 14 | <div></div> 0.0% |
| 05 | | 24 | <div></div> 0.1% |
| 06 | | 2182 | <div></div> 7.3% |
| 09 | | 2395 | <div></div> 8.0% |
| 10 | | 160 | <div></div> 0.5% |
| 11 | | 103 | <div></div> 0.3% |
| 12 | | 2260 | <div></div> 7.6% |
| 13 | | 16 | <div></div> 0.1% |
| 15 | | 2196 | <div></div> 7.4% |
| 16 | | 23 | <div></div> 0.1% |
| 18 | | 1659 | <div></div> 5.6% |
| 19 | | 38 | <div></div> 0.1% |
| 20 | | 7 | <div></div> 0.0% |
| 21 | | 1568 | <div></div> 5.3% |
| 22 | | 27 | <div></div> 0.1% |
| 24 | | 1707 | <div></div> 5.7% |
| 25 | | 120 | <div></div> 0.4% |
| 27 | | 1870 | <div></div> 6.3% |
| 30 | | 1748 | <div></div> 5.9% |
| 31 | | 196 | <div></div> 0.7% |
| 33 | | 1599 | <div></div> 5.4% |
| 34 | | 201 | <div></div> 0.7% |
| 35 | | 37 | <div></div> 0.1% |
| 36 | | 1434 | <div></div> 4.8% |
| 37 | | 77 | <div></div> 0.3% |
| 38 | | 101 | <div></div> 0.3% |
| 39 | | 1219 | <div></div> 4.1% |
| 40 | | 37 | <div></div> 0.1% |
| 41 | | 52 | <div></div> 0.2% |
| 42 | | 823 | <div></div> 2.8% |
| 45 | | 608 | <div></div> 2.0% |
| 48 | | 675 | <div></div> 2.3% |
| 49 | | 58 | <div></div> 0.2% |
| 51 | | 424 | <div></div> 1.4% |
| 54 | | 436 | <div></div> 1.5% |
| 57 | | 201 | <div></div> 0.7% |
| 60 | | 182 | <div></div> 0.6% |
| 63 | | 154 | <div></div> 0.5% |
| 66 | | 98 | <div></div> 0.3% |
| 69 | | 69 | <div></div> 0.2% |
| 72 | | 119 | <div></div> 0.4% |

File : Question 40 to 44

DS: DS

| Value | Label | Cases | Percentage |
|-------|-------|-------|------------|
| 75 | | 84 | 0.3% |
| 78 | | 202 | 0.7% |
| 81 | | 83 | 0.3% |
| 84 | | 102 | 0.3% |
| 87 | | 107 | 0.4% |

Warning: these figures indicate the number of cases found in the data file. They cannot be interpreted as summary statistics of the population of interest.

PSU: PSU

| | |
|--------------------|---|
| Information | [Type= discrete] [Format=character] [Missing=*] |
| Statistics [NW/ W] | [Valid=29818 /-] [Invalid=0 /-] |

| Value | Label | Cases | Percentage |
|-------|-------|-------|------------|
| 001 | | 297 | 1.0% |
| 002 | | 287 | 1.0% |
| 003 | | 277 | 0.9% |
| 004 | | 299 | 1.0% |
| 005 | | 264 | 0.9% |
| 006 | | 327 | 1.1% |
| 007 | | 298 | 1.0% |
| 008 | | 284 | 1.0% |
| 009 | | 307 | 1.0% |
| 010 | | 323 | 1.1% |
| 011 | | 285 | 1.0% |
| 012 | | 271 | 0.9% |
| 013 | | 304 | 1.0% |
| 014 | | 301 | 1.0% |
| 015 | | 280 | 0.9% |
| 016 | | 296 | 1.0% |
| 017 | | 335 | 1.1% |
| 018 | | 306 | 1.0% |
| 019 | | 273 | 0.9% |
| 020 | | 314 | 1.1% |
| 021 | | 327 | 1.1% |
| 022 | | 329 | 1.1% |
| 023 | | 308 | 1.0% |
| 024 | | 276 | 0.9% |
| 025 | | 322 | 1.1% |
| 026 | | 317 | 1.1% |
| 027 | | 306 | 1.0% |
| 028 | | 280 | 0.9% |
| 029 | | 324 | 1.1% |
| 030 | | 279 | 0.9% |
| 031 | | 286 | 1.0% |
| 032 | | 288 | 1.0% |
| 033 | | 328 | 1.1% |

File : Question 40 to 44

PSU: PSU

| Value | Label | Cases | Percentage |
|-------|-------|-------|------------|
| 034 | | 289 | 1.0% |
| 035 | | 319 | 1.1% |
| 036 | | 308 | 1.0% |
| 037 | | 262 | 0.9% |
| 038 | | 190 | 0.6% |
| 039 | | 229 | 0.8% |
| 040 | | 253 | 0.8% |
| 041 | | 257 | 0.9% |
| 042 | | 230 | 0.8% |
| 043 | | 224 | 0.8% |
| 044 | | 253 | 0.8% |
| 045 | | 270 | 0.9% |
| 046 | | 257 | 0.9% |
| 047 | | 236 | 0.8% |
| 048 | | 236 | 0.8% |
| 049 | | 234 | 0.8% |
| 050 | | 248 | 0.8% |
| 051 | | 231 | 0.8% |
| 052 | | 211 | 0.7% |
| 053 | | 222 | 0.7% |
| 054 | | 232 | 0.8% |
| 055 | | 247 | 0.8% |
| 056 | | 192 | 0.6% |
| 057 | | 218 | 0.7% |
| 058 | | 234 | 0.8% |
| 059 | | 221 | 0.7% |
| 060 | | 204 | 0.7% |
| 061 | | 180 | 0.6% |
| 062 | | 197 | 0.7% |
| 063 | | 187 | 0.6% |
| 064 | | 200 | 0.7% |
| 065 | | 193 | 0.6% |
| 066 | | 218 | 0.7% |
| 067 | | 169 | 0.6% |
| 068 | | 139 | 0.5% |
| 069 | | 163 | 0.5% |
| 070 | | 136 | 0.5% |
| 071 | | 176 | 0.6% |
| 072 | | 169 | 0.6% |
| 073 | | 158 | 0.5% |
| 074 | | 127 | 0.4% |
| 075 | | 173 | 0.6% |
| 076 | | 151 | 0.5% |

File : Question 40 to 44

PSU: PSU

| Value | Label | Cases | Percentage |
|-------|-------|-------|------------|
| 077 | | 152 | 0.5% |
| 078 | | 159 | 0.5% |
| 079 | | 167 | 0.6% |
| 080 | | 145 | 0.5% |
| 081 | | 147 | 0.5% |
| 082 | | 142 | 0.5% |
| 083 | | 144 | 0.5% |
| 084 | | 183 | 0.6% |
| 085 | | 156 | 0.5% |
| 086 | | 144 | 0.5% |
| 087 | | 154 | 0.5% |
| 088 | | 139 | 0.5% |
| 089 | | 142 | 0.5% |
| 090 | | 121 | 0.4% |
| 091 | | 106 | 0.4% |
| 092 | | 138 | 0.5% |
| 093 | | 141 | 0.5% |
| 094 | | 116 | 0.4% |
| 095 | | 125 | 0.4% |
| 096 | | 131 | 0.4% |
| 097 | | 150 | 0.5% |
| 098 | | 108 | 0.4% |
| 099 | | 124 | 0.4% |
| 100 | | 121 | 0.4% |
| 101 | | 118 | 0.4% |
| 102 | | 102 | 0.3% |
| 103 | | 116 | 0.4% |
| 104 | | 116 | 0.4% |
| 105 | | 113 | 0.4% |
| 106 | | 115 | 0.4% |
| 107 | | 122 | 0.4% |
| 108 | | 114 | 0.4% |
| 109 | | 132 | 0.4% |
| 110 | | 85 | 0.3% |
| 111 | | 82 | 0.3% |
| 112 | | 110 | 0.4% |
| 113 | | 106 | 0.4% |
| 114 | | 127 | 0.4% |
| 115 | | 115 | 0.4% |
| 116 | | 102 | 0.3% |
| 117 | | 103 | 0.3% |
| 118 | | 79 | 0.3% |
| 119 | | 83 | 0.3% |

File : Question 40 to 44

PSU: PSU

| Value | Label | Cases | Percentage |
|-------|-------|-------|------------------|
| 120 | | 89 | <div></div> 0.3% |
| 121 | | 70 | <div></div> 0.2% |
| 122 | | 72 | <div></div> 0.2% |
| 123 | | 80 | <div></div> 0.3% |
| 124 | | 64 | <div></div> 0.2% |
| 125 | | 92 | <div></div> 0.3% |
| 126 | | 74 | <div></div> 0.2% |
| 127 | | 55 | <div></div> 0.2% |
| 128 | | 73 | <div></div> 0.2% |
| 129 | | 63 | <div></div> 0.2% |
| 130 | | 59 | <div></div> 0.2% |
| 131 | | 49 | <div></div> 0.2% |
| 132 | | 45 | <div></div> 0.2% |
| 133 | | 37 | <div></div> 0.1% |
| 134 | | 38 | <div></div> 0.1% |
| 135 | | 49 | <div></div> 0.2% |
| 136 | | 51 | <div></div> 0.2% |
| 137 | | 46 | <div></div> 0.2% |
| 138 | | 35 | <div></div> 0.1% |
| 139 | | 45 | <div></div> 0.2% |
| 140 | | 61 | <div></div> 0.2% |
| 141 | | 65 | <div></div> 0.2% |
| 142 | | 39 | <div></div> 0.1% |
| 143 | | 65 | <div></div> 0.2% |
| 144 | | 37 | <div></div> 0.1% |
| 145 | | 52 | <div></div> 0.2% |
| 146 | | 54 | <div></div> 0.2% |
| 147 | | 49 | <div></div> 0.2% |
| 148 | | 58 | <div></div> 0.2% |
| 149 | | 47 | <div></div> 0.2% |
| 150 | | 64 | <div></div> 0.2% |
| 151 | | 39 | <div></div> 0.1% |
| 152 | | 52 | <div></div> 0.2% |
| 153 | | 47 | <div></div> 0.2% |
| 154 | | 39 | <div></div> 0.1% |
| 155 | | 38 | <div></div> 0.1% |
| 156 | | 48 | <div></div> 0.2% |
| 157 | | 51 | <div></div> 0.2% |
| 158 | | 48 | <div></div> 0.2% |
| 159 | | 39 | <div></div> 0.1% |
| 160 | | 41 | <div></div> 0.1% |
| 161 | | 55 | <div></div> 0.2% |
| 162 | | 44 | <div></div> 0.1% |

File : Question 40 to 44

PSU: PSU

| Value | Label | Cases | Percentage |
|-------|-------|-------|------------------|
| 163 | | 43 | <div></div> 0.1% |
| 164 | | 35 | <div></div> 0.1% |
| 165 | | 45 | <div></div> 0.2% |
| 166 | | 54 | <div></div> 0.2% |
| 167 | | 55 | <div></div> 0.2% |
| 168 | | 51 | <div></div> 0.2% |
| 169 | | 50 | <div></div> 0.2% |
| 170 | | 42 | <div></div> 0.1% |
| 171 | | 40 | <div></div> 0.1% |
| 172 | | 34 | <div></div> 0.1% |
| 173 | | 45 | <div></div> 0.2% |
| 174 | | 60 | <div></div> 0.2% |
| 175 | | 54 | <div></div> 0.2% |
| 176 | | 49 | <div></div> 0.2% |
| 177 | | 58 | <div></div> 0.2% |
| 178 | | 47 | <div></div> 0.2% |
| 179 | | 58 | <div></div> 0.2% |
| 180 | | 38 | <div></div> 0.1% |
| 181 | | 47 | <div></div> 0.2% |
| 182 | | 45 | <div></div> 0.2% |
| 183 | | 44 | <div></div> 0.1% |
| 184 | | 55 | <div></div> 0.2% |
| 185 | | 47 | <div></div> 0.2% |
| 186 | | 44 | <div></div> 0.1% |
| 187 | | 41 | <div></div> 0.1% |
| 188 | | 40 | <div></div> 0.1% |
| 189 | | 40 | <div></div> 0.1% |
| 190 | | 41 | <div></div> 0.1% |
| 191 | | 49 | <div></div> 0.2% |
| 192 | | 44 | <div></div> 0.1% |
| 193 | | 56 | <div></div> 0.2% |
| 194 | | 50 | <div></div> 0.2% |
| 195 | | 36 | <div></div> 0.1% |
| 196 | | 47 | <div></div> 0.2% |
| 197 | | 52 | <div></div> 0.2% |
| 198 | | 39 | <div></div> 0.1% |
| 199 | | 38 | <div></div> 0.1% |
| 200 | | 30 | <div></div> 0.1% |
| 201 | | 46 | <div></div> 0.2% |
| 202 | | 55 | <div></div> 0.2% |
| 203 | | 46 | <div></div> 0.2% |
| 204 | | 43 | <div></div> 0.1% |
| 205 | | 31 | <div></div> 0.1% |

File : Question 40 to 44

PSU: PSU

| Value | Label | Cases | Percentage |
|-------|-------|-------|------------|
| 206 | | 57 | 0.2% |
| 207 | | 42 | 0.1% |
| 208 | | 40 | 0.1% |
| 209 | | 49 | 0.2% |
| 210 | | 40 | 0.1% |
| 211 | | 36 | 0.1% |
| 212 | | 44 | 0.1% |
| 213 | | 29 | 0.1% |
| 214 | | 24 | 0.1% |
| 215 | | 39 | 0.1% |
| 216 | | 22 | 0.1% |
| 217 | | 10 | 0.0% |
| 218 | | 19 | 0.1% |
| 219 | | 22 | 0.1% |
| 220 | | 15 | 0.1% |
| 221 | | 27 | 0.1% |
| 222 | | 29 | 0.1% |
| 223 | | 16 | 0.1% |
| 224 | | 21 | 0.1% |
| 225 | | 30 | 0.1% |
| 226 | | 22 | 0.1% |
| 227 | | 22 | 0.1% |
| 228 | | 13 | 0.0% |
| 229 | | 10 | 0.0% |
| 230 | | 10 | 0.0% |
| 231 | | 9 | 0.0% |
| 232 | | 9 | 0.0% |
| 233 | | 15 | 0.1% |
| 234 | | 14 | 0.0% |
| 235 | | 9 | 0.0% |
| 236 | | 13 | 0.0% |
| 237 | | 11 | 0.0% |
| 238 | | 12 | 0.0% |
| 239 | | 15 | 0.1% |
| 240 | | 9 | 0.0% |
| 241 | | 9 | 0.0% |
| 242 | | 11 | 0.0% |
| 243 | | 9 | 0.0% |
| 244 | | 14 | 0.0% |
| 245 | | 18 | 0.1% |
| 246 | | 8 | 0.0% |
| 247 | | 4 | 0.0% |
| 248 | | 11 | 0.0% |

File : Question 40 to 44

PSU: PSU

| Value | Label | Cases | Percentage |
|-------|-------|-------|------------|
| 249 | | 7 | 0.0% |
| 250 | | 11 | 0.0% |
| 252 | | 11 | 0.0% |
| 253 | | 6 | 0.0% |
| 254 | | 16 | 0.1% |
| 255 | | 20 | 0.1% |
| 256 | | 4 | 0.0% |
| 257 | | 14 | 0.0% |
| 258 | | 12 | 0.0% |
| 259 | | 11 | 0.0% |

Warning: these figures indicate the number of cases found in the data file. They cannot be interpreted as summary statistics of the population of interest.

HUNO: HUNO

| | |
|--------------------|---|
| Information | [Type= discrete] [Format=character] [Missing=*] |
| Statistics [NW/ W] | [Valid=29818 /-] [Invalid=0 /-] |

| Value | Label | Cases | Percentage |
|-------|-------|-------|------------|
| 01 | | 3169 | 10.6% |
| 02 | | 2986 | 10.0% |
| 03 | | 2990 | 10.0% |
| 04 | | 2971 | 10.0% |
| 05 | | 3032 | 10.2% |
| 06 | | 3023 | 10.1% |
| 07 | | 2951 | 9.9% |
| 08 | | 2947 | 9.9% |
| 09 | | 2895 | 9.7% |
| 10 | | 2854 | 9.6% |

Warning: these figures indicate the number of cases found in the data file. They cannot be interpreted as summary statistics of the population of interest.

HHNO: HHNO

| | |
|--------------------|--|
| Information | [Type= discrete] [Format=numeric] [Range= 1-4] [Missing=*] |
| Statistics [NW/ W] | [Valid=29818 /-] [Invalid=0 /-] |

| Value | Label | Cases | Percentage |
|-------|-------|-------|------------|
| 1 | | 29699 | 99.6% |
| 2 | | 112 | 0.4% |
| 3 | | 3 | 0.0% |
| 4 | | 4 | 0.0% |

Warning: these figures indicate the number of cases found in the data file. They cannot be interpreted as summary statistics of the population of interest.

HHSENO: HHSENO

| | |
|--------------------|---|
| Information | [Type= discrete] [Format=character] [Missing=*] |
| Statistics [NW/ W] | [Valid=29818 /-] [Invalid=0 /-] |

| Value | Label | Cases | Percentage |
|-------|-------|-------|------------|
| 001 | | 397 | 1.3% |
| 002 | | 395 | 1.3% |

File : Question 40 to 44

HHSERNO: HHSERNO

| Value | Label | Cases | Percentage |
|-------|-------|-------|------------|
| 003 | | 349 | 1.2% |
| 004 | | 401 | 1.3% |
| 005 | | 396 | 1.3% |
| 006 | | 384 | 1.3% |
| 007 | | 371 | 1.2% |
| 008 | | 340 | 1.1% |
| 009 | | 380 | 1.3% |
| 010 | | 365 | 1.2% |
| 011 | | 380 | 1.3% |
| 012 | | 377 | 1.3% |
| 013 | | 362 | 1.2% |
| 014 | | 344 | 1.2% |
| 015 | | 363 | 1.2% |
| 016 | | 378 | 1.3% |
| 017 | | 358 | 1.2% |
| 018 | | 385 | 1.3% |
| 019 | | 355 | 1.2% |
| 020 | | 342 | 1.1% |
| 021 | | 359 | 1.2% |
| 022 | | 364 | 1.2% |
| 023 | | 355 | 1.2% |
| 024 | | 367 | 1.2% |
| 025 | | 335 | 1.1% |
| 026 | | 355 | 1.2% |
| 027 | | 350 | 1.2% |
| 028 | | 360 | 1.2% |
| 029 | | 357 | 1.2% |
| 030 | | 357 | 1.2% |
| 031 | | 344 | 1.2% |
| 032 | | 308 | 1.0% |
| 033 | | 330 | 1.1% |
| 034 | | 323 | 1.1% |
| 035 | | 299 | 1.0% |
| 036 | | 300 | 1.0% |
| 037 | | 294 | 1.0% |
| 038 | | 314 | 1.1% |
| 039 | | 265 | 0.9% |
| 040 | | 294 | 1.0% |
| 041 | | 273 | 0.9% |
| 042 | | 264 | 0.9% |
| 043 | | 283 | 0.9% |
| 044 | | 256 | 0.9% |
| 045 | | 246 | 0.8% |

File : Question 40 to 44

HHSERNO: HHSERNO

| Value | Label | Cases | Percentage |
|-------|-------|-------|------------|
| 046 | | 252 | 0.8% |
| 047 | | 225 | 0.8% |
| 048 | | 262 | 0.9% |
| 049 | | 263 | 0.9% |
| 050 | | 235 | 0.8% |
| 051 | | 220 | 0.7% |
| 052 | | 187 | 0.6% |
| 053 | | 194 | 0.7% |
| 054 | | 194 | 0.7% |
| 055 | | 197 | 0.7% |
| 056 | | 197 | 0.7% |
| 057 | | 180 | 0.6% |
| 058 | | 197 | 0.7% |
| 059 | | 198 | 0.7% |
| 060 | | 183 | 0.6% |
| 061 | | 180 | 0.6% |
| 062 | | 171 | 0.6% |
| 063 | | 186 | 0.6% |
| 064 | | 189 | 0.6% |
| 065 | | 196 | 0.7% |
| 066 | | 185 | 0.6% |
| 067 | | 187 | 0.6% |
| 068 | | 173 | 0.6% |
| 069 | | 161 | 0.5% |
| 070 | | 178 | 0.6% |
| 071 | | 172 | 0.6% |
| 072 | | 156 | 0.5% |
| 073 | | 142 | 0.5% |
| 074 | | 141 | 0.5% |
| 075 | | 136 | 0.5% |
| 076 | | 176 | 0.6% |
| 077 | | 173 | 0.6% |
| 078 | | 168 | 0.6% |
| 079 | | 149 | 0.5% |
| 080 | | 159 | 0.5% |
| 081 | | 151 | 0.5% |
| 082 | | 139 | 0.5% |
| 083 | | 152 | 0.5% |
| 084 | | 143 | 0.5% |
| 085 | | 158 | 0.5% |
| 086 | | 156 | 0.5% |
| 087 | | 156 | 0.5% |
| 088 | | 127 | 0.4% |

File : Question 40 to 44

HHSERNO: HHSERNO

| Value | Label | Cases | Percentage |
|-------|-------|-------|------------------|
| 089 | | 137 | <div></div> 0.5% |
| 090 | | 135 | <div></div> 0.5% |
| 091 | | 140 | <div></div> 0.5% |
| 092 | | 128 | <div></div> 0.4% |
| 093 | | 122 | <div></div> 0.4% |
| 094 | | 115 | <div></div> 0.4% |
| 095 | | 143 | <div></div> 0.5% |
| 096 | | 125 | <div></div> 0.4% |
| 097 | | 126 | <div></div> 0.4% |
| 098 | | 131 | <div></div> 0.4% |
| 099 | | 116 | <div></div> 0.4% |
| 100 | | 104 | <div></div> 0.3% |
| 101 | | 72 | <div></div> 0.2% |
| 102 | | 64 | <div></div> 0.2% |
| 103 | | 76 | <div></div> 0.3% |
| 104 | | 68 | <div></div> 0.2% |
| 105 | | 60 | <div></div> 0.2% |
| 106 | | 64 | <div></div> 0.2% |
| 107 | | 78 | <div></div> 0.3% |
| 108 | | 61 | <div></div> 0.2% |
| 109 | | 69 | <div></div> 0.2% |
| 110 | | 50 | <div></div> 0.2% |
| 111 | | 54 | <div></div> 0.2% |
| 112 | | 62 | <div></div> 0.2% |
| 113 | | 46 | <div></div> 0.2% |
| 114 | | 43 | <div></div> 0.1% |
| 115 | | 59 | <div></div> 0.2% |
| 116 | | 62 | <div></div> 0.2% |
| 117 | | 71 | <div></div> 0.2% |
| 118 | | 58 | <div></div> 0.2% |
| 119 | | 53 | <div></div> 0.2% |
| 120 | | 59 | <div></div> 0.2% |
| 121 | | 62 | <div></div> 0.2% |
| 122 | | 63 | <div></div> 0.2% |
| 123 | | 58 | <div></div> 0.2% |
| 124 | | 45 | <div></div> 0.2% |
| 125 | | 60 | <div></div> 0.2% |
| 126 | | 62 | <div></div> 0.2% |
| 127 | | 54 | <div></div> 0.2% |
| 128 | | 53 | <div></div> 0.2% |
| 129 | | 48 | <div></div> 0.2% |
| 130 | | 52 | <div></div> 0.2% |
| 131 | | 60 | <div></div> 0.2% |












































File : Question 40 to 44

HHSERNO: HHSERNO

| Value | Label | Cases | Percentage |
|-------|-------|-------|------------|
| 132 | | 58 | 0.2% |
| 133 | | 58 | 0.2% |
| 134 | | 66 | 0.2% |
| 135 | | 47 | 0.2% |
| 136 | | 61 | 0.2% |
| 137 | | 49 | 0.2% |
| 138 | | 65 | 0.2% |
| 139 | | 61 | 0.2% |
| 140 | | 49 | 0.2% |
| 141 | | 53 | 0.2% |
| 142 | | 54 | 0.2% |
| 143 | | 54 | 0.2% |
| 144 | | 55 | 0.2% |
| 145 | | 61 | 0.2% |
| 146 | | 70 | 0.2% |
| 147 | | 55 | 0.2% |
| 148 | | 49 | 0.2% |
| 149 | | 45 | 0.2% |
| 150 | | 50 | 0.2% |
| 151 | | 63 | 0.2% |
| 152 | | 57 | 0.2% |
| 153 | | 72 | 0.2% |
| 154 | | 53 | 0.2% |
| 155 | | 58 | 0.2% |
| 156 | | 54 | 0.2% |
| 157 | | 39 | 0.1% |
| 158 | | 54 | 0.2% |
| 159 | | 35 | 0.1% |
| 160 | | 48 | 0.2% |
| 161 | | 65 | 0.2% |
| 162 | | 60 | 0.2% |
| 163 | | 75 | 0.3% |
| 164 | | 42 | 0.1% |
| 165 | | 68 | 0.2% |
| 166 | | 56 | 0.2% |
| 167 | | 67 | 0.2% |
| 168 | | 50 | 0.2% |
| 169 | | 56 | 0.2% |
| 170 | | 47 | 0.2% |
| 171 | | 62 | 0.2% |
| 172 | | 48 | 0.2% |
| 173 | | 58 | 0.2% |
| 174 | | 47 | 0.2% |

File : Question 40 to 44

HHSERNO: HHSERNO

| Value | Label | Cases | Percentage |
|-------|-------|-------|--|
| 175 | | 41 |  0.1% |
| 176 | | 43 |  0.1% |
| 177 | | 43 |  0.1% |
| 178 | | 52 |  0.2% |
| 179 | | 47 |  0.2% |
| 180 | | 43 |  0.1% |
| 181 | | 29 |  0.1% |
| 182 | | 32 |  0.1% |
| 183 | | 29 |  0.1% |
| 184 | | 26 |  0.1% |
| 185 | | 38 |  0.1% |
| 186 | | 33 |  0.1% |
| 187 | | 25 |  0.1% |
| 188 | | 19 |  0.1% |
| 189 | | 16 |  0.1% |
| 190 | | 24 |  0.1% |
| 191 | | 23 |  0.1% |
| 192 | | 19 |  0.1% |
| 193 | | 20 |  0.1% |
| 194 | | 20 |  0.1% |
| 195 | | 19 |  0.1% |
| 196 | | 16 |  0.1% |
| 197 | | 15 |  0.1% |
| 198 | | 16 |  0.1% |
| 199 | | 13 |  0.0% |
| 200 | | 16 |  0.1% |
| 201 | | 9 |  0.0% |
| 202 | | 15 |  0.1% |
| 203 | | 15 |  0.1% |
| 204 | | 12 |  0.0% |
| 205 | | 17 |  0.1% |
| 206 | | 13 |  0.0% |
| 207 | | 14 |  0.0% |
| 208 | | 14 |  0.0% |
| 209 | | 15 |  0.1% |
| 210 | | 15 |  0.1% |
| 211 | | 4 |  0.0% |
| 212 | | 8 |  0.0% |
| 213 | | 10 |  0.0% |
| 214 | | 4 |  0.0% |
| 215 | | 4 |  0.0% |
| 216 | | 4 |  0.0% |
| 217 | | 9 |  0.0% |

File : Question 40 to 44

HHSENO: HHSENO

| Value | Label | Cases | Percentage |
|-------|-------|-------|------------|
| 218 | | 8 | 0.0% |
| 219 | | 10 | 0.0% |
| 220 | | 10 | 0.0% |
| 221 | | 8 | 0.0% |
| 222 | | 3 | 0.0% |

Warning: these figures indicate the number of cases found in the data file. They cannot be interpreted as summary statistics of the population of interest.

Q40SENO: Q40SENO

| | |
|--------------------|---|
| Information | [Type= discrete] [Format=character] [Missing=*] |
| Statistics [NW/ W] | [Valid=29818 /-] [Invalid=0 /-] |

| Value | Label | Cases | Percentage |
|-------|-------|-------|------------|
| 01 | | 14732 | 49.4% |
| 02 | | 7517 | 25.2% |
| 03 | | 4390 | 14.7% |
| 04 | | 1884 | 6.3% |
| 05 | | 714 | 2.4% |
| 06 | | 334 | 1.1% |
| 07 | | 137 | 0.5% |
| 08 | | 62 | 0.2% |
| 09 | | 30 | 0.1% |
| 10 | | 10 | 0.0% |
| 11 | | 2 | 0.0% |
| 12 | | 3 | 0.0% |
| 13 | | 1 | 0.0% |
| 15 | | 1 | 0.0% |
| 16 | | 1 | 0.0% |

Warning: these figures indicate the number of cases found in the data file. They cannot be interpreted as summary statistics of the population of interest.

Q40A: Q40A

| | |
|--------------------|---|
| Information | [Type= discrete] [Format=character] [Missing=*] |
| Statistics [NW/ W] | [Valid=29818 /-] [Invalid=0 /-] |

| Value | Label | Cases | Percentage |
|-------|-------|-------|------------|
| 00 | | 3 | 0.0% |
| 01 | | 2 | 0.0% |
| 02 | | 10 | 0.0% |
| 03 | | 12 | 0.0% |
| 04 | | 22 | 0.1% |
| 05 | | 37 | 0.1% |
| 06 | | 30 | 0.1% |
| 07 | | 32 | 0.1% |
| 08 | | 62 | 0.2% |
| 09 | | 13 | 0.0% |
| 10 | | 143 | 0.5% |
| 11 | | 1 | 0.0% |

File : Question 40 to 44

Q40A: Q40A

| Value | Label | Cases | Percentage |
|-------|-------|-------|------------|
| 12 | | 77 | 0.3% |
| 13 | | 1 | 0.0% |
| 14 | | 121 | 0.4% |
| 15 | | 174 | 0.6% |
| 16 | | 84 | 0.3% |
| 17 | | 4 | 0.0% |
| 18 | | 66 | 0.2% |
| 20 | | 503 | 1.7% |
| 21 | | 166 | 0.6% |
| 22 | | 19 | 0.1% |
| 23 | | 6 | 0.0% |
| 24 | | 252 | 0.8% |
| 25 | | 236 | 0.8% |
| 26 | | 10 | 0.0% |
| 27 | | 26 | 0.1% |
| 28 | | 239 | 0.8% |
| 29 | | 7 | 0.0% |
| 30 | | 820 | 2.8% |
| 31 | | 7 | 0.0% |
| 32 | | 213 | 0.7% |
| 33 | | 9 | 0.0% |
| 34 | | 17 | 0.1% |
| 35 | | 2064 | 6.9% |
| 36 | | 580 | 1.9% |
| 37 | | 19 | 0.1% |
| 38 | | 97 | 0.3% |
| 39 | | 20 | 0.1% |
| 40 | | 5462 | 18.3% |
| 41 | | 16 | 0.1% |
| 42 | | 928 | 3.1% |
| 43 | | 26 | 0.1% |
| 44 | | 295 | 1.0% |
| 45 | | 1399 | 4.7% |
| 46 | | 117 | 0.4% |
| 47 | | 26 | 0.1% |
| 48 | | 3535 | 11.9% |
| 49 | | 236 | 0.8% |
| 50 | | 1728 | 5.8% |
| 51 | | 43 | 0.1% |
| 52 | | 192 | 0.6% |
| 53 | | 29 | 0.1% |
| 54 | | 732 | 2.5% |
| 55 | | 319 | 1.1% |

File : Question 40 to 44

Q40A: Q40A

| Value | Label | Cases | Percentage |
|-------|-------|-------|------------|
| 56 | | 2002 | 6.7% |
| 57 | | 30 | 0.1% |
| 58 | | 86 | 0.3% |
| 59 | | 37 | 0.1% |
| 60 | | 2093 | 7.0% |
| 61 | | 36 | 0.1% |
| 62 | | 41 | 0.1% |
| 63 | | 456 | 1.5% |
| 64 | | 86 | 0.3% |
| 65 | | 188 | 0.6% |
| 66 | | 131 | 0.4% |
| 67 | | 18 | 0.1% |
| 68 | | 68 | 0.2% |
| 69 | | 20 | 0.1% |
| 70 | | 1381 | 4.6% |
| 71 | | 17 | 0.1% |
| 72 | | 379 | 1.3% |
| 73 | | 12 | 0.0% |
| 74 | | 18 | 0.1% |
| 75 | | 66 | 0.2% |
| 76 | | 36 | 0.1% |
| 77 | | 99 | 0.3% |
| 78 | | 51 | 0.2% |
| 79 | | 8 | 0.0% |
| 80 | | 161 | 0.5% |
| 81 | | 11 | 0.0% |
| 82 | | 6 | 0.0% |
| 83 | | 7 | 0.0% |
| 84 | | 422 | 1.4% |
| 85 | | 19 | 0.1% |
| 86 | | 28 | 0.1% |
| 87 | | 2 | 0.0% |
| 88 | | 18 | 0.1% |
| 90 | | 89 | 0.3% |
| 91 | | 46 | 0.2% |
| 92 | | 9 | 0.0% |
| 93 | | 2 | 0.0% |
| 94 | | 12 | 0.0% |
| 95 | | 17 | 0.1% |
| 96 | | 59 | 0.2% |
| 97 | | 4 | 0.0% |
| 98 | | 38 | 0.1% |
| 99 | | 222 | 0.7% |





Warning: these figures indicate the number of cases found in the data file. They cannot be interpreted as summary statistics of the population of interest.

File : Question 40 to 44

Q40B: Q40B

Information [Type= discrete] [Format=character] [Missing=*]

Statistics [NW/ W] [Valid=26587 /-] [Invalid=0 /-]

| Value | Label | Cases | Percentage |
|-------|-------|-------|---|
| 00 | | 999 |  3.8% |
| 01 | | 1 | 0.0% |
| 02 | | 7 | 0.0% |
| 03 | | 3 | 0.0% |
| 04 | | 7 | 0.0% |
| 05 | | 27 | 0.1% |
| 06 | | 17 | 0.1% |
| 07 | | 16 | 0.1% |
| 08 | | 81 | 0.3% |
| 09 | | 9 | 0.0% |
| 10 | | 114 | 0.4% |
| 11 | | 5 | 0.0% |
| 12 | | 41 | 0.2% |
| 13 | | 5 | 0.0% |
| 14 | | 34 | 0.1% |
| 15 | | 57 | 0.2% |
| 16 | | 162 | 0.6% |
| 17 | | 2 | 0.0% |
| 18 | | 91 | 0.3% |
| 19 | | 1 | 0.0% |
| 20 | | 299 | 1.1% |
| 21 | | 45 | 0.2% |
| 22 | | 9 | 0.0% |
| 23 | | 8 | 0.0% |
| 24 | | 422 | 1.6% |
| 25 | | 71 | 0.3% |
| 26 | | 12 | 0.0% |
| 27 | | 56 | 0.2% |
| 28 | | 79 | 0.3% |
| 29 | | 8 | 0.0% |
| 30 | | 462 | 1.7% |
| 31 | | 4 | 0.0% |
| 32 | | 414 | 1.6% |
| 33 | | 14 | 0.1% |
| 34 | | 29 | 0.1% |
| 35 | | 1753 |  6.6% |
| 36 | | 629 |  2.4% |
| 37 | | 30 | 0.1% |
| 38 | | 125 | 0.5% |
| 39 | | 27 | 0.1% |
| 40 | | 5153 |  19.4% |

File : Question 40 to 44

Q40B: Q40B

| Value | Label | Cases | Percentage |
|-------|-------|-------|------------|
| 41 | | 20 | 0.1% |
| 42 | | 763 | 2.9% |
| 43 | | 45 | 0.2% |
| 44 | | 285 | 1.1% |
| 45 | | 1350 | 5.1% |
| 46 | | 117 | 0.4% |
| 47 | | 29 | 0.1% |
| 48 | | 2814 | 10.6% |
| 49 | | 193 | 0.7% |
| 50 | | 1651 | 6.2% |
| 51 | | 38 | 0.1% |
| 52 | | 202 | 0.8% |
| 53 | | 26 | 0.1% |
| 54 | | 570 | 2.1% |
| 55 | | 287 | 1.1% |
| 56 | | 1499 | 5.6% |
| 57 | | 32 | 0.1% |
| 58 | | 77 | 0.3% |
| 59 | | 29 | 0.1% |
| 60 | | 1877 | 7.1% |
| 61 | | 33 | 0.1% |
| 62 | | 42 | 0.2% |
| 63 | | 310 | 1.2% |
| 64 | | 60 | 0.2% |
| 65 | | 205 | 0.8% |
| 66 | | 119 | 0.4% |
| 67 | | 15 | 0.1% |
| 68 | | 43 | 0.2% |
| 69 | | 12 | 0.0% |
| 70 | | 1071 | 4.0% |
| 71 | | 13 | 0.0% |
| 72 | | 316 | 1.2% |
| 73 | | 8 | 0.0% |
| 74 | | 17 | 0.1% |
| 75 | | 63 | 0.2% |
| 76 | | 25 | 0.1% |
| 77 | | 65 | 0.2% |
| 78 | | 31 | 0.1% |
| 79 | | 9 | 0.0% |
| 80 | | 132 | 0.5% |
| 81 | | 2 | 0.0% |
| 82 | | 5 | 0.0% |
| 83 | | 9 | 0.0% |

File : Question 40 to 44

Q40B: Q40B

| Value | Label | Cases | Percentage |
|-------|-------|-------|------------|
| 84 | | 337 | 1.3% |
| 85 | | 17 | 0.1% |
| 86 | | 11 | 0.0% |
| 87 | | 1 | 0.0% |
| 88 | | 9 | 0.0% |
| 90 | | 63 | 0.2% |
| 91 | | 33 | 0.1% |
| 92 | | 4 | 0.0% |
| 94 | | 12 | 0.0% |
| 95 | | 15 | 0.1% |
| 96 | | 38 | 0.1% |
| 97 | | 4 | 0.0% |
| 98 | | 27 | 0.1% |
| 99 | | 179 | 0.7% |

Warning: these figures indicate the number of cases found in the data file. They cannot be interpreted as summary statistics of the population of interest.

Q41: Q41

| | | | |
|--------------------|-------|--|-------------------|
| Information | | [Type= discrete] [Format=numeric] [Range= 1-2] [Missing=*] | |
| Statistics [NW/ W] | | [Valid=4336 /-] [Invalid=25482 /-] | |
| Value | Label | Cases | Percentage |
| 1 | | 1089 | <div></div> 25.1% |
| 2 | | 3247 | <div></div> 74.9% |
| Sysmiss | | 25482 | |

Warning: these figures indicate the number of cases found in the data file. They cannot be interpreted as summary statistics of the population of interest.

Q42: Q42

| | | | |
|--------------------|-------|--|-------------------|
| Information | | [Type= discrete] [Format=numeric] [Range= 1-4] [Missing=*] | |
| Statistics [NW/ W] | | [Valid=1150 /-] [Invalid=28668 /-] | |
| Value | Label | Cases | Percentage |
| 1 | | 523 | <div></div> 45.5% |
| 2 | | 247 | <div></div> 21.5% |
| 3 | | 208 | <div></div> 18.1% |
| 4 | | 172 | <div></div> 15.0% |
| Sysmiss | | 28668 | |

Warning: these figures indicate the number of cases found in the data file. They cannot be interpreted as summary statistics of the population of interest.

Q43: Q43

| Information | | [Type= discrete] [Format=character] [Missing=*] | |
|--------------------|-------|---|-----------------------------|
| Statistics [NW/ W] | | [Valid=1089 /-] [Invalid=0 /-] | |
| Value | Label | Cases | Percentage |
| 00 | | 3 | <div><div></div></div> 0.3% |
| 02 | | 3 | <div><div></div></div> 0.3% |
| 03 | | 2 | <div><div></div></div> 0.2% |
| 04 | | 3 | <div><div></div></div> 0.3% |

File : Question 40 to 44

Q43: Q43

| Value | Label | Cases | Percentage |
|-------|-------|-------|------------|
| 05 | | 6 | 0.6% |
| 06 | | 2 | 0.2% |
| 07 | | 4 | 0.4% |
| 08 | | 13 | 1.2% |
| 09 | | 2 | 0.2% |
| 10 | | 93 | 8.5% |
| 12 | | 15 | 1.4% |
| 13 | | 2 | 0.2% |
| 14 | | 23 | 2.1% |
| 15 | | 56 | 5.1% |
| 16 | | 53 | 4.9% |
| 17 | | 1 | 0.1% |
| 18 | | 8 | 0.7% |
| 19 | | 1 | 0.1% |
| 20 | | 208 | 19.1% |
| 21 | | 17 | 1.6% |
| 22 | | 2 | 0.2% |
| 24 | | 82 | 7.5% |
| 25 | | 57 | 5.2% |
| 26 | | 1 | 0.1% |
| 27 | | 5 | 0.5% |
| 28 | | 31 | 2.8% |
| 29 | | 1 | 0.1% |
| 30 | | 138 | 12.7% |
| 32 | | 27 | 2.5% |
| 33 | | 5 | 0.5% |
| 34 | | 1 | 0.1% |
| 35 | | 49 | 4.5% |
| 36 | | 10 | 0.9% |
| 38 | | 1 | 0.1% |
| 39 | | 3 | 0.3% |
| 40 | | 104 | 9.6% |
| 41 | | 2 | 0.2% |
| 42 | | 11 | 1.0% |
| 44 | | 1 | 0.1% |
| 45 | | 6 | 0.6% |
| 48 | | 7 | 0.6% |
| 49 | | 3 | 0.3% |
| 50 | | 17 | 1.6% |
| 51 | | 1 | 0.1% |
| 56 | | 4 | 0.4% |
| 60 | | 3 | 0.3% |
| 70 | | 1 | 0.1% |

File : Question 40 to 44

Q43: Q43

| Value | Label | Cases | Percentage |
|-------|-------|-------|------------|
| 80 | | 1 | 0.1% |

Warning: these figures indicate the number of cases found in the data file. They cannot be interpreted as summary statistics of the population of interest.

Q44: Q44

| | |
|---------------------------|--|
| Information | [Type= discrete] [Format=numeric] [Range= 1-2] [Missing=*] |
| Statistics [NW/ W] | [Valid=1091 /-] [Invalid=28727 /-] |

| Value | Label | Cases | Percentage |
|---------|-------|-------|------------|
| 1 | | 1057 | 96.9% |
| 2 | | 34 | 3.1% |
| Sysmiss | | 28727 | |

Warning: these figures indicate the number of cases found in the data file. They cannot be interpreted as summary statistics of the population of interest.

File : Question 45 to 46

V1: V1

| | |
|---------------------------|---|
| Information | [Type= discrete] [Format=character] [Missing=*] |
| Statistics [NW/ W] | [Valid=29823 /-] [Invalid=0 /-] |

| Value | Label | Cases | Percentage |
|----------|-------|-------|-------------------------------|
| 10 | | 29822 | <div><div></div></div> 100.0% |
| REC_TYPE | | 1 | 0.0% |

Warning: these figures indicate the number of cases found in the data file. They cannot be interpreted as summary statistics of the population of interest.

V2: V2

| | |
|---------------------------|---|
| Information | [Type= discrete] [Format=character] [Missing=*] |
| Statistics [NW/ W] | [Valid=29823 /-] [Invalid=0 /-] |

| Value | Label | Cases | Percentage |
|-------|-------|-------|-------------------------------|
| 2013 | | 29822 | <div><div></div></div> 100.0% |
| YEAR | | 1 | 0.0% |

Warning: these figures indicate the number of cases found in the data file. They cannot be interpreted as summary statistics of the population of interest.

V3: V3

| | |
|---------------------------|---|
| Information | [Type= discrete] [Format=character] [Missing=*] |
| Statistics [NW/ W] | [Valid=29823 /-] [Invalid=0 /-] |

| Value | Label | Cases | Percentage |
|-------|-------|-------|-----------------------------|
| 01 | | 2510 | <div><div></div></div> 8.4% |
| 02 | | 2483 | <div><div></div></div> 8.3% |
| 03 | | 2618 | <div><div></div></div> 8.8% |
| 04 | | 2623 | <div><div></div></div> 8.8% |
| 05 | | 2520 | <div><div></div></div> 8.4% |
| 06 | | 2495 | <div><div></div></div> 8.4% |
| 07 | | 2581 | <div><div></div></div> 8.7% |
| 08 | | 2443 | <div><div></div></div> 8.2% |
| 09 | | 2417 | <div><div></div></div> 8.1% |
| 10 | | 2437 | <div><div></div></div> 8.2% |
| 11 | | 2350 | <div><div></div></div> 7.9% |
| 12 | | 2345 | <div><div></div></div> 7.9% |
| MONTH | | 1 | 0.0% |

Warning: these figures indicate the number of cases found in the data file. They cannot be interpreted as summary statistics of the population of interest.

V4: V4

| | |
|---------------------------|---|
| Information | [Type= discrete] [Format=character] [Missing=*] |
| Statistics [NW/ W] | [Valid=29823 /-] [Invalid=0 /-] |

| Value | Label | Cases | Percentage |
|--------|-------|-------|------------------------------|
| 1 | | 4424 | <div><div></div></div> 14.8% |
| 2 | | 24065 | <div><div></div></div> 80.7% |
| 3 | | 1333 | <div><div></div></div> 4.5% |
| SECTOR | | 1 | 0.0% |

Warning: these figures indicate the number of cases found in the data file. They cannot be interpreted as summary statistics of the population of interest.

V5: V5

| | |
|--------------------|---|
| Information | [Type= discrete] [Format=character] [Missing=*] |
|--------------------|---|

File : Question 45 to 46

V5: V5

Statistics [NW/ W] [Valid=29823 /-] [Invalid=0 /-]

| Value | Label | Cases | Percentage |
|----------|-------|-------|------------|
| 11 | | 2581 | 8.7% |
| 12 | | 3003 | 10.1% |
| 13 | | 1548 | 5.2% |
| 21 | | 2432 | 8.2% |
| 22 | | 616 | 2.1% |
| 23 | | 724 | 2.4% |
| 31 | | 1687 | 5.7% |
| 32 | | 1448 | 4.9% |
| 33 | | 1351 | 4.5% |
| 41 | | 758 | 2.5% |
| 42 | | 380 | 1.3% |
| 43 | | 404 | 1.4% |
| 44 | | 364 | 1.2% |
| 45 | | 361 | 1.2% |
| 51 | | 785 | 2.6% |
| 52 | | 972 | 3.3% |
| 53 | | 482 | 1.6% |
| 61 | | 2842 | 9.5% |
| 62 | | 854 | 2.9% |
| 71 | | 962 | 3.2% |
| 72 | | 546 | 1.8% |
| 81 | | 1179 | 4.0% |
| 82 | | 567 | 1.9% |
| 91 | | 1591 | 5.3% |
| 92 | | 1385 | 4.6% |
| DISTRICT | | 1 | 0.0% |

Warning: these figures indicate the number of cases found in the data file. They cannot be interpreted as summary statistics of the population of interest.

V6: V6

Information [Type= discrete] [Format=character] [Missing=*]

Statistics [NW/ W] [Valid=29823 /-] [Invalid=0 /-]

| Value | Label | Cases | Percentage |
|-------|-------|-------|------------|
| 03 | | 2323 | 7.8% |
| 04 | | 14 | 0.0% |
| 05 | | 24 | 0.1% |
| 06 | | 2182 | 7.3% |
| 09 | | 2396 | 8.0% |
| 10 | | 160 | 0.5% |
| 11 | | 103 | 0.3% |
| 12 | | 2261 | 7.6% |
| 13 | | 16 | 0.1% |
| 15 | | 2196 | 7.4% |

File : Question 45 to 46

V6: V6

| Value | Label | Cases | Percentage |
|-------|-------|-------|------------|
| 16 | | 23 | 0.1% |
| 18 | | 1659 | 5.6% |
| 19 | | 38 | 0.1% |
| 20 | | 7 | 0.0% |
| 21 | | 1568 | 5.3% |
| 22 | | 27 | 0.1% |
| 24 | | 1707 | 5.7% |
| 25 | | 120 | 0.4% |
| 27 | | 1872 | 6.3% |
| 30 | | 1748 | 5.9% |
| 31 | | 196 | 0.7% |
| 33 | | 1599 | 5.4% |
| 34 | | 201 | 0.7% |
| 35 | | 37 | 0.1% |
| 36 | | 1434 | 4.8% |
| 37 | | 77 | 0.3% |
| 38 | | 101 | 0.3% |
| 39 | | 1219 | 4.1% |
| 40 | | 37 | 0.1% |
| 41 | | 52 | 0.2% |
| 42 | | 823 | 2.8% |
| 45 | | 608 | 2.0% |
| 48 | | 675 | 2.3% |
| 49 | | 58 | 0.2% |
| 51 | | 424 | 1.4% |
| 54 | | 436 | 1.5% |
| 57 | | 201 | 0.7% |
| 60 | | 182 | 0.6% |
| 63 | | 154 | 0.5% |
| 66 | | 98 | 0.3% |
| 69 | | 69 | 0.2% |
| 72 | | 119 | 0.4% |
| 75 | | 84 | 0.3% |
| 78 | | 202 | 0.7% |
| 81 | | 83 | 0.3% |
| 84 | | 102 | 0.3% |
| 87 | | 107 | 0.4% |
| DS | | 1 | 0.0% |

Warning: these figures indicate the number of cases found in the data file. They cannot be interpreted as summary statistics of the population of interest.

V7: V7

| | |
|--------------------|---|
| Information | [Type= discrete] [Format=character] [Missing=*] |
| Statistics [NW/ W] | [Valid=29823 /-] [Invalid=0 /-] |

File : Question 45 to 46

V7: V7

| Value | Label | Cases | Percentage |
|-------|-------|-------|------------|
| 001 | | 297 | 1.0% |
| 002 | | 287 | 1.0% |
| 003 | | 277 | 0.9% |
| 004 | | 299 | 1.0% |
| 005 | | 265 | 0.9% |
| 006 | | 327 | 1.1% |
| 007 | | 299 | 1.0% |
| 008 | | 284 | 1.0% |
| 009 | | 307 | 1.0% |
| 010 | | 323 | 1.1% |
| 011 | | 285 | 1.0% |
| 012 | | 271 | 0.9% |
| 013 | | 304 | 1.0% |
| 014 | | 301 | 1.0% |
| 015 | | 280 | 0.9% |
| 016 | | 296 | 1.0% |
| 017 | | 335 | 1.1% |
| 018 | | 306 | 1.0% |
| 019 | | 273 | 0.9% |
| 020 | | 314 | 1.1% |
| 021 | | 327 | 1.1% |
| 022 | | 329 | 1.1% |
| 023 | | 308 | 1.0% |
| 024 | | 276 | 0.9% |
| 025 | | 322 | 1.1% |
| 026 | | 317 | 1.1% |
| 027 | | 306 | 1.0% |
| 028 | | 280 | 0.9% |
| 029 | | 324 | 1.1% |
| 030 | | 279 | 0.9% |
| 031 | | 286 | 1.0% |
| 032 | | 288 | 1.0% |
| 033 | | 328 | 1.1% |
| 034 | | 289 | 1.0% |
| 035 | | 319 | 1.1% |
| 036 | | 308 | 1.0% |
| 037 | | 262 | 0.9% |
| 038 | | 190 | 0.6% |
| 039 | | 229 | 0.8% |
| 040 | | 253 | 0.8% |
| 041 | | 257 | 0.9% |
| 042 | | 230 | 0.8% |
| 043 | | 224 | 0.8% |

File : Question 45 to 46

V7: V7

| Value | Label | Cases | Percentage |
|-------|-------|-------|------------|
| 044 | | 253 | 0.8% |
| 045 | | 270 | 0.9% |
| 046 | | 257 | 0.9% |
| 047 | | 236 | 0.8% |
| 048 | | 236 | 0.8% |
| 049 | | 234 | 0.8% |
| 050 | | 248 | 0.8% |
| 051 | | 231 | 0.8% |
| 052 | | 211 | 0.7% |
| 053 | | 222 | 0.7% |
| 054 | | 232 | 0.8% |
| 055 | | 247 | 0.8% |
| 056 | | 192 | 0.6% |
| 057 | | 218 | 0.7% |
| 058 | | 234 | 0.8% |
| 059 | | 221 | 0.7% |
| 060 | | 204 | 0.7% |
| 061 | | 180 | 0.6% |
| 062 | | 197 | 0.7% |
| 063 | | 187 | 0.6% |
| 064 | | 200 | 0.7% |
| 065 | | 193 | 0.6% |
| 066 | | 218 | 0.7% |
| 067 | | 169 | 0.6% |
| 068 | | 139 | 0.5% |
| 069 | | 163 | 0.5% |
| 070 | | 137 | 0.5% |
| 071 | | 176 | 0.6% |
| 072 | | 169 | 0.6% |
| 073 | | 158 | 0.5% |
| 074 | | 127 | 0.4% |
| 075 | | 173 | 0.6% |
| 076 | | 151 | 0.5% |
| 077 | | 152 | 0.5% |
| 078 | | 159 | 0.5% |
| 079 | | 167 | 0.6% |
| 080 | | 145 | 0.5% |
| 081 | | 147 | 0.5% |
| 082 | | 142 | 0.5% |
| 083 | | 144 | 0.5% |
| 084 | | 183 | 0.6% |
| 085 | | 156 | 0.5% |
| 086 | | 144 | 0.5% |

File : Question 45 to 46

V7: V7

| Value | Label | Cases | Percentage |
|-------|-------|-------|------------|
| 087 | | 154 | 0.5% |
| 088 | | 139 | 0.5% |
| 089 | | 142 | 0.5% |
| 090 | | 121 | 0.4% |
| 091 | | 106 | 0.4% |
| 092 | | 138 | 0.5% |
| 093 | | 141 | 0.5% |
| 094 | | 116 | 0.4% |
| 095 | | 125 | 0.4% |
| 096 | | 131 | 0.4% |
| 097 | | 150 | 0.5% |
| 098 | | 108 | 0.4% |
| 099 | | 124 | 0.4% |
| 100 | | 121 | 0.4% |
| 101 | | 118 | 0.4% |
| 102 | | 102 | 0.3% |
| 103 | | 116 | 0.4% |
| 104 | | 116 | 0.4% |
| 105 | | 113 | 0.4% |
| 106 | | 115 | 0.4% |
| 107 | | 122 | 0.4% |
| 108 | | 114 | 0.4% |
| 109 | | 132 | 0.4% |
| 110 | | 85 | 0.3% |
| 111 | | 82 | 0.3% |
| 112 | | 110 | 0.4% |
| 113 | | 106 | 0.4% |
| 114 | | 127 | 0.4% |
| 115 | | 115 | 0.4% |
| 116 | | 102 | 0.3% |
| 117 | | 103 | 0.3% |
| 118 | | 79 | 0.3% |
| 119 | | 83 | 0.3% |
| 120 | | 89 | 0.3% |
| 121 | | 70 | 0.2% |
| 122 | | 72 | 0.2% |
| 123 | | 80 | 0.3% |
| 124 | | 64 | 0.2% |
| 125 | | 92 | 0.3% |
| 126 | | 74 | 0.2% |
| 127 | | 55 | 0.2% |
| 128 | | 73 | 0.2% |
| 129 | | 63 | 0.2% |

File : Question 45 to 46

V7: V7

| Value | Label | Cases | Percentage |
|-------|-------|-------|------------------|
| 130 | | 59 | <div></div> 0.2% |
| 131 | | 49 | <div></div> 0.2% |
| 132 | | 45 | <div></div> 0.2% |
| 133 | | 37 | <div></div> 0.1% |
| 134 | | 38 | <div></div> 0.1% |
| 135 | | 49 | <div></div> 0.2% |
| 136 | | 51 | <div></div> 0.2% |
| 137 | | 46 | <div></div> 0.2% |
| 138 | | 35 | <div></div> 0.1% |
| 139 | | 45 | <div></div> 0.2% |
| 140 | | 61 | <div></div> 0.2% |
| 141 | | 65 | <div></div> 0.2% |
| 142 | | 39 | <div></div> 0.1% |
| 143 | | 65 | <div></div> 0.2% |
| 144 | | 37 | <div></div> 0.1% |
| 145 | | 52 | <div></div> 0.2% |
| 146 | | 54 | <div></div> 0.2% |
| 147 | | 49 | <div></div> 0.2% |
| 148 | | 58 | <div></div> 0.2% |
| 149 | | 47 | <div></div> 0.2% |
| 150 | | 65 | <div></div> 0.2% |
| 151 | | 39 | <div></div> 0.1% |
| 152 | | 52 | <div></div> 0.2% |
| 153 | | 47 | <div></div> 0.2% |
| 154 | | 39 | <div></div> 0.1% |
| 155 | | 38 | <div></div> 0.1% |
| 156 | | 48 | <div></div> 0.2% |
| 157 | | 51 | <div></div> 0.2% |
| 158 | | 48 | <div></div> 0.2% |
| 159 | | 39 | <div></div> 0.1% |
| 160 | | 41 | <div></div> 0.1% |
| 161 | | 55 | <div></div> 0.2% |
| 162 | | 44 | <div></div> 0.1% |
| 163 | | 43 | <div></div> 0.1% |
| 164 | | 35 | <div></div> 0.1% |
| 165 | | 45 | <div></div> 0.2% |
| 166 | | 54 | <div></div> 0.2% |
| 167 | | 55 | <div></div> 0.2% |
| 168 | | 51 | <div></div> 0.2% |
| 169 | | 50 | <div></div> 0.2% |
| 170 | | 42 | <div></div> 0.1% |
| 171 | | 40 | <div></div> 0.1% |
| 172 | | 34 | <div></div> 0.1% |

File : Question 45 to 46

V7: V7

| Value | Label | Cases | Percentage |
|-------|-------|-------|------------------|
| 173 | | 45 | <div></div> 0.2% |
| 174 | | 60 | <div></div> 0.2% |
| 175 | | 54 | <div></div> 0.2% |
| 176 | | 49 | <div></div> 0.2% |
| 177 | | 58 | <div></div> 0.2% |
| 178 | | 47 | <div></div> 0.2% |
| 179 | | 58 | <div></div> 0.2% |
| 180 | | 38 | <div></div> 0.1% |
| 181 | | 47 | <div></div> 0.2% |
| 182 | | 45 | <div></div> 0.2% |
| 183 | | 44 | <div></div> 0.1% |
| 184 | | 55 | <div></div> 0.2% |
| 185 | | 47 | <div></div> 0.2% |
| 186 | | 44 | <div></div> 0.1% |
| 187 | | 41 | <div></div> 0.1% |
| 188 | | 40 | <div></div> 0.1% |
| 189 | | 40 | <div></div> 0.1% |
| 190 | | 41 | <div></div> 0.1% |
| 191 | | 49 | <div></div> 0.2% |
| 192 | | 44 | <div></div> 0.1% |
| 193 | | 56 | <div></div> 0.2% |
| 194 | | 50 | <div></div> 0.2% |
| 195 | | 36 | <div></div> 0.1% |
| 196 | | 47 | <div></div> 0.2% |
| 197 | | 52 | <div></div> 0.2% |
| 198 | | 39 | <div></div> 0.1% |
| 199 | | 38 | <div></div> 0.1% |
| 200 | | 30 | <div></div> 0.1% |
| 201 | | 46 | <div></div> 0.2% |
| 202 | | 55 | <div></div> 0.2% |
| 203 | | 46 | <div></div> 0.2% |
| 204 | | 43 | <div></div> 0.1% |
| 205 | | 31 | <div></div> 0.1% |
| 206 | | 57 | <div></div> 0.2% |
| 207 | | 42 | <div></div> 0.1% |
| 208 | | 40 | <div></div> 0.1% |
| 209 | | 49 | <div></div> 0.2% |
| 210 | | 40 | <div></div> 0.1% |
| 211 | | 36 | <div></div> 0.1% |
| 212 | | 44 | <div></div> 0.1% |
| 213 | | 29 | <div></div> 0.1% |
| 214 | | 24 | <div></div> 0.1% |
| 215 | | 39 | <div></div> 0.1% |

File : Question 45 to 46

V7: V7

| Value | Label | Cases | Percentage |
|-------|-------|-------|------------|
| 216 | | 22 | 0.1% |
| 217 | | 10 | 0.0% |
| 218 | | 19 | 0.1% |
| 219 | | 22 | 0.1% |
| 220 | | 15 | 0.1% |
| 221 | | 27 | 0.1% |
| 222 | | 29 | 0.1% |
| 223 | | 16 | 0.1% |
| 224 | | 21 | 0.1% |
| 225 | | 30 | 0.1% |
| 226 | | 22 | 0.1% |
| 227 | | 22 | 0.1% |
| 228 | | 13 | 0.0% |
| 229 | | 10 | 0.0% |
| 230 | | 10 | 0.0% |
| 231 | | 9 | 0.0% |
| 232 | | 9 | 0.0% |
| 233 | | 15 | 0.1% |
| 234 | | 14 | 0.0% |
| 235 | | 9 | 0.0% |
| 236 | | 13 | 0.0% |
| 237 | | 11 | 0.0% |
| 238 | | 12 | 0.0% |
| 239 | | 15 | 0.1% |
| 240 | | 9 | 0.0% |
| 241 | | 9 | 0.0% |
| 242 | | 11 | 0.0% |
| 243 | | 9 | 0.0% |
| 244 | | 14 | 0.0% |
| 245 | | 18 | 0.1% |
| 246 | | 8 | 0.0% |
| 247 | | 4 | 0.0% |
| 248 | | 11 | 0.0% |
| 249 | | 7 | 0.0% |
| 250 | | 11 | 0.0% |
| 252 | | 11 | 0.0% |
| 253 | | 6 | 0.0% |
| 254 | | 16 | 0.1% |
| 255 | | 20 | 0.1% |
| 256 | | 4 | 0.0% |
| 257 | | 14 | 0.0% |
| 258 | | 12 | 0.0% |
| 259 | | 11 | 0.0% |

File : Question 45 to 46

V7: V7

| Value | Label | Cases | Percentage |
|-------|-------|-------|------------|
| PSU | | 1 | 0.0% |

Warning: these figures indicate the number of cases found in the data file. They cannot be interpreted as summary statistics of the population of interest.

V8: V8

| | |
|---------------------------|---|
| Information | [Type= discrete] [Format=character] [Missing=*] |
| Statistics [NW/ W] | [Valid=29823 /-] [Invalid=0 /-] |

| Value | Label | Cases | Percentage |
|-------|-------|-------|------------|
| 01 | | 3169 | 10.6% |
| 02 | | 2986 | 10.0% |
| 03 | | 2990 | 10.0% |
| 04 | | 2971 | 10.0% |
| 05 | | 3033 | 10.2% |
| 06 | | 3023 | 10.1% |
| 07 | | 2951 | 9.9% |
| 08 | | 2947 | 9.9% |
| 09 | | 2896 | 9.7% |
| 10 | | 2856 | 9.6% |
| HUNO | | 1 | 0.0% |

Warning: these figures indicate the number of cases found in the data file. They cannot be interpreted as summary statistics of the population of interest.

V9: V9

| | |
|---------------------------|---|
| Information | [Type= discrete] [Format=character] [Missing=*] |
| Statistics [NW/ W] | [Valid=29823 /-] [Invalid=0 /-] |

| Value | Label | Cases | Percentage |
|-------|-------|-------|------------|
| 1 | | 29703 | 99.6% |
| 2 | | 112 | 0.4% |
| 3 | | 3 | 0.0% |
| 4 | | 4 | 0.0% |
| HHNO | | 1 | 0.0% |

Warning: these figures indicate the number of cases found in the data file. They cannot be interpreted as summary statistics of the population of interest.

V10: V10

| | |
|---------------------------|---|
| Information | [Type= discrete] [Format=character] [Missing=*] |
| Statistics [NW/ W] | [Valid=29823 /-] [Invalid=0 /-] |

| Value | Label | Cases | Percentage |
|-------|-------|-------|------------|
| 001 | | 397 | 1.3% |
| 002 | | 395 | 1.3% |
| 003 | | 349 | 1.2% |
| 004 | | 401 | 1.3% |
| 005 | | 396 | 1.3% |
| 006 | | 384 | 1.3% |
| 007 | | 371 | 1.2% |
| 008 | | 340 | 1.1% |
| 009 | | 380 | 1.3% |

File : Question 45 to 46

V10: V10

| Value | Label | Cases | Percentage |
|-------|-------|-------|------------|
| 010 | | 365 | 1.2% |
| 011 | | 380 | 1.3% |
| 012 | | 377 | 1.3% |
| 013 | | 362 | 1.2% |
| 014 | | 344 | 1.2% |
| 015 | | 363 | 1.2% |
| 016 | | 378 | 1.3% |
| 017 | | 358 | 1.2% |
| 018 | | 385 | 1.3% |
| 019 | | 355 | 1.2% |
| 020 | | 342 | 1.1% |
| 021 | | 359 | 1.2% |
| 022 | | 364 | 1.2% |
| 023 | | 355 | 1.2% |
| 024 | | 367 | 1.2% |
| 025 | | 335 | 1.1% |
| 026 | | 355 | 1.2% |
| 027 | | 350 | 1.2% |
| 028 | | 360 | 1.2% |
| 029 | | 357 | 1.2% |
| 030 | | 357 | 1.2% |
| 031 | | 344 | 1.2% |
| 032 | | 308 | 1.0% |
| 033 | | 330 | 1.1% |
| 034 | | 323 | 1.1% |
| 035 | | 299 | 1.0% |
| 036 | | 300 | 1.0% |
| 037 | | 294 | 1.0% |
| 038 | | 314 | 1.1% |
| 039 | | 265 | 0.9% |
| 040 | | 295 | 1.0% |
| 041 | | 273 | 0.9% |
| 042 | | 264 | 0.9% |
| 043 | | 283 | 0.9% |
| 044 | | 256 | 0.9% |
| 045 | | 247 | 0.8% |
| 046 | | 252 | 0.8% |
| 047 | | 225 | 0.8% |
| 048 | | 262 | 0.9% |
| 049 | | 264 | 0.9% |
| 050 | | 236 | 0.8% |
| 051 | | 220 | 0.7% |
| 052 | | 187 | 0.6% |

File : Question 45 to 46

V10: V10

| Value | Label | Cases | Percentage |
|-------|-------|-------|------------|
| 053 | | 194 | 0.7% |
| 054 | | 194 | 0.7% |
| 055 | | 197 | 0.7% |
| 056 | | 197 | 0.7% |
| 057 | | 180 | 0.6% |
| 058 | | 197 | 0.7% |
| 059 | | 198 | 0.7% |
| 060 | | 183 | 0.6% |
| 061 | | 180 | 0.6% |
| 062 | | 171 | 0.6% |
| 063 | | 186 | 0.6% |
| 064 | | 189 | 0.6% |
| 065 | | 196 | 0.7% |
| 066 | | 185 | 0.6% |
| 067 | | 187 | 0.6% |
| 068 | | 173 | 0.6% |
| 069 | | 161 | 0.5% |
| 070 | | 178 | 0.6% |
| 071 | | 172 | 0.6% |
| 072 | | 156 | 0.5% |
| 073 | | 142 | 0.5% |
| 074 | | 141 | 0.5% |
| 075 | | 136 | 0.5% |
| 076 | | 176 | 0.6% |
| 077 | | 173 | 0.6% |
| 078 | | 168 | 0.6% |
| 079 | | 149 | 0.5% |
| 080 | | 159 | 0.5% |
| 081 | | 151 | 0.5% |
| 082 | | 139 | 0.5% |
| 083 | | 152 | 0.5% |
| 084 | | 143 | 0.5% |
| 085 | | 158 | 0.5% |
| 086 | | 156 | 0.5% |
| 087 | | 156 | 0.5% |
| 088 | | 127 | 0.4% |
| 089 | | 137 | 0.5% |
| 090 | | 135 | 0.5% |
| 091 | | 140 | 0.5% |
| 092 | | 128 | 0.4% |
| 093 | | 122 | 0.4% |
| 094 | | 115 | 0.4% |
| 095 | | 143 | 0.5% |

File : Question 45 to 46

V10: V10

| Value | Label | Cases | Percentage |
|-------|-------|-------|------------|
| 096 | | 125 | 0.4% |
| 097 | | 126 | 0.4% |
| 098 | | 131 | 0.4% |
| 099 | | 116 | 0.4% |
| 100 | | 104 | 0.3% |
| 101 | | 72 | 0.2% |
| 102 | | 64 | 0.2% |
| 103 | | 76 | 0.3% |
| 104 | | 68 | 0.2% |
| 105 | | 60 | 0.2% |
| 106 | | 64 | 0.2% |
| 107 | | 78 | 0.3% |
| 108 | | 61 | 0.2% |
| 109 | | 69 | 0.2% |
| 110 | | 50 | 0.2% |
| 111 | | 54 | 0.2% |
| 112 | | 62 | 0.2% |
| 113 | | 46 | 0.2% |
| 114 | | 43 | 0.1% |
| 115 | | 59 | 0.2% |
| 116 | | 62 | 0.2% |
| 117 | | 71 | 0.2% |
| 118 | | 58 | 0.2% |
| 119 | | 53 | 0.2% |
| 120 | | 59 | 0.2% |
| 121 | | 62 | 0.2% |
| 122 | | 63 | 0.2% |
| 123 | | 58 | 0.2% |
| 124 | | 45 | 0.2% |
| 125 | | 60 | 0.2% |
| 126 | | 62 | 0.2% |
| 127 | | 54 | 0.2% |
| 128 | | 53 | 0.2% |
| 129 | | 48 | 0.2% |
| 130 | | 52 | 0.2% |
| 131 | | 60 | 0.2% |
| 132 | | 58 | 0.2% |
| 133 | | 58 | 0.2% |
| 134 | | 66 | 0.2% |
| 135 | | 47 | 0.2% |
| 136 | | 61 | 0.2% |
| 137 | | 49 | 0.2% |
| 138 | | 65 | 0.2% |











































File : Question 45 to 46

V10: V10

| Value | Label | Cases | Percentage |
|-------|-------|-------|------------------|
| 139 | | 61 | <div></div> 0.2% |
| 140 | | 49 | <div></div> 0.2% |
| 141 | | 53 | <div></div> 0.2% |
| 142 | | 54 | <div></div> 0.2% |
| 143 | | 54 | <div></div> 0.2% |
| 144 | | 55 | <div></div> 0.2% |
| 145 | | 61 | <div></div> 0.2% |
| 146 | | 70 | <div></div> 0.2% |
| 147 | | 55 | <div></div> 0.2% |
| 148 | | 49 | <div></div> 0.2% |
| 149 | | 45 | <div></div> 0.2% |
| 150 | | 50 | <div></div> 0.2% |
| 151 | | 63 | <div></div> 0.2% |
| 152 | | 57 | <div></div> 0.2% |
| 153 | | 72 | <div></div> 0.2% |
| 154 | | 53 | <div></div> 0.2% |
| 155 | | 58 | <div></div> 0.2% |
| 156 | | 54 | <div></div> 0.2% |
| 157 | | 39 | <div></div> 0.1% |
| 158 | | 54 | <div></div> 0.2% |
| 159 | | 35 | <div></div> 0.1% |
| 160 | | 48 | <div></div> 0.2% |
| 161 | | 65 | <div></div> 0.2% |
| 162 | | 60 | <div></div> 0.2% |
| 163 | | 75 | <div></div> 0.3% |
| 164 | | 42 | <div></div> 0.1% |
| 165 | | 68 | <div></div> 0.2% |
| 166 | | 56 | <div></div> 0.2% |
| 167 | | 67 | <div></div> 0.2% |
| 168 | | 50 | <div></div> 0.2% |
| 169 | | 56 | <div></div> 0.2% |
| 170 | | 47 | <div></div> 0.2% |
| 171 | | 62 | <div></div> 0.2% |
| 172 | | 48 | <div></div> 0.2% |
| 173 | | 58 | <div></div> 0.2% |
| 174 | | 47 | <div></div> 0.2% |
| 175 | | 41 | <div></div> 0.1% |
| 176 | | 43 | <div></div> 0.1% |
| 177 | | 43 | <div></div> 0.1% |
| 178 | | 52 | <div></div> 0.2% |
| 179 | | 47 | <div></div> 0.2% |
| 180 | | 43 | <div></div> 0.1% |
| 181 | | 29 | <div></div> 0.1% |

File : Question 45 to 46

V10: V10

| Value | Label | Cases | Percentage |
|---------|-------|-------|--|
| 182 | | 32 |  0.1% |
| 183 | | 29 |  0.1% |
| 184 | | 26 |  0.1% |
| 185 | | 38 |  0.1% |
| 186 | | 33 |  0.1% |
| 187 | | 25 |  0.1% |
| 188 | | 19 |  0.1% |
| 189 | | 16 |  0.1% |
| 190 | | 24 |  0.1% |
| 191 | | 23 |  0.1% |
| 192 | | 19 |  0.1% |
| 193 | | 20 |  0.1% |
| 194 | | 20 |  0.1% |
| 195 | | 19 |  0.1% |
| 196 | | 16 |  0.1% |
| 197 | | 15 |  0.1% |
| 198 | | 16 |  0.1% |
| 199 | | 13 |  0.0% |
| 200 | | 16 |  0.1% |
| 201 | | 9 |  0.0% |
| 202 | | 15 |  0.1% |
| 203 | | 15 |  0.1% |
| 204 | | 12 |  0.0% |
| 205 | | 17 |  0.1% |
| 206 | | 13 |  0.0% |
| 207 | | 14 |  0.0% |
| 208 | | 14 |  0.0% |
| 209 | | 15 |  0.1% |
| 210 | | 15 |  0.1% |
| 211 | | 4 |  0.0% |
| 212 | | 8 |  0.0% |
| 213 | | 10 |  0.0% |
| 214 | | 4 |  0.0% |
| 215 | | 4 |  0.0% |
| 216 | | 4 |  0.0% |
| 217 | | 9 |  0.0% |
| 218 | | 8 |  0.0% |
| 219 | | 10 |  0.0% |
| 220 | | 10 |  0.0% |
| 221 | | 8 |  0.0% |
| 222 | | 3 |  0.0% |
| HHSERNO | | 1 |  0.0% |

Warning: these figures indicate the number of cases found in the data file. They cannot be interpreted as summary statistics of the population of interest.

File : Question 45 to 46

V11: V11

| | |
|---------------------------|---|
| Information | [Type= discrete] [Format=character] [Missing=*] |
| Statistics [NW/ W] | [Valid=29822 /-] [Invalid=0 /-] |

| Value | Label | Cases | Percentage |
|----------|-------|-------|------------|
| 01 | | 14733 | 49.4% |
| 02 | | 7518 | 25.2% |
| 03 | | 4391 | 14.7% |
| 04 | | 1884 | 6.3% |
| 05 | | 714 | 2.4% |
| 06 | | 334 | 1.1% |
| 07 | | 137 | 0.5% |
| 08 | | 62 | 0.2% |
| 09 | | 30 | 0.1% |
| 10 | | 10 | 0.0% |
| 11 | | 2 | 0.0% |
| 12 | | 3 | 0.0% |
| 13 | | 1 | 0.0% |
| 15 | | 1 | 0.0% |
| 16 | | 1 | 0.0% |
| Q45SERNO | | 1 | 0.0% |

Warning: these figures indicate the number of cases found in the data file. They cannot be interpreted as summary statistics of the population of interest.

V12: V12

| | |
|---------------------------|---|
| Information | [Type= discrete] [Format=character] [Missing=*] |
| Statistics [NW/ W] | [Valid=29822 /-] [Invalid=0 /-] |

| Value | Label | Cases | Percentage |
|-------|-------|-------|------------|
| 1 | | 16702 | 56.0% |
| 2 | | 13119 | 44.0% |
| Q45 | | 1 | 0.0% |

Warning: these figures indicate the number of cases found in the data file. They cannot be interpreted as summary statistics of the population of interest.

V13: V13

| | |
|---------------------------|---|
| Information | [Type= discrete] [Format=character] [Missing=*] |
| Statistics [NW/ W] | [Valid=10198 /-] [Invalid=0 /-] |

V14: V14

| | |
|---------------------------|---|
| Information | [Type= discrete] [Format=character] [Missing=*] |
| Statistics [NW/ W] | [Valid=1320 /-] [Invalid=0 /-] |

| Value | Label | Cases | Percentage |
|--------|-------|-------|------------|
| 000000 | | 25 | 1.9% |
| 000005 | | 1 | 0.1% |
| 000010 | | 2 | 0.2% |
| 000015 | | 3 | 0.2% |
| 000016 | | 1 | 0.1% |
| 000018 | | 1 | 0.1% |
| 000020 | | 4 | 0.3% |

File : Question 45 to 46

V14: V14

| Value | Label | Cases | Percentage |
|--------|-------|-------|------------|
| 000021 | | 1 | 0.1% |
| 000025 | | 2 | 0.2% |
| 000158 | | 1 | 0.1% |
| 000300 | | 1 | 0.1% |
| 000400 | | 3 | 0.2% |
| 000430 | | 1 | 0.1% |
| 000500 | | 9 | 0.7% |
| 000600 | | 10 | 0.8% |
| 000675 | | 1 | 0.1% |
| 000680 | | 1 | 0.1% |
| 000700 | | 3 | 0.2% |
| 000720 | | 3 | 0.2% |
| 000740 | | 1 | 0.1% |
| 000750 | | 3 | 0.2% |
| 000800 | | 11 | 0.8% |
| 000820 | | 1 | 0.1% |
| 000850 | | 1 | 0.1% |
| 000860 | | 1 | 0.1% |
| 000900 | | 1 | 0.1% |
| 001000 | | 40 | 3.0% |
| 001100 | | 1 | 0.1% |
| 001200 | | 13 | 1.0% |
| 001250 | | 1 | 0.1% |
| 001260 | | 1 | 0.1% |
| 001300 | | 2 | 0.2% |
| 001400 | | 7 | 0.5% |
| 001404 | | 1 | 0.1% |
| 001420 | | 1 | 0.1% |
| 001500 | | 45 | 3.4% |
| 001530 | | 1 | 0.1% |
| 001600 | | 5 | 0.4% |
| 001632 | | 1 | 0.1% |
| 001700 | | 4 | 0.3% |
| 001750 | | 2 | 0.2% |
| 001800 | | 9 | 0.7% |
| 001870 | | 1 | 0.1% |
| 001950 | | 2 | 0.2% |
| 001995 | | 1 | 0.1% |
| 002000 | | 149 | 11.3% |
| 002100 | | 2 | 0.2% |
| 002200 | | 2 | 0.2% |
| 002245 | | 1 | 0.1% |
| 002250 | | 1 | 0.1% |

File : Question 45 to 46

V14: V14

| Value | Label | Cases | Percentage |
|--------|-------|-------|------------|
| 002300 | | 6 | 0.5% |
| 002325 | | 1 | 0.1% |
| 002400 | | 3 | 0.2% |
| 002500 | | 22 | 1.7% |
| 002544 | | 1 | 0.1% |
| 002600 | | 6 | 0.5% |
| 002650 | | 2 | 0.2% |
| 002750 | | 2 | 0.2% |
| 002775 | | 1 | 0.1% |
| 002800 | | 4 | 0.3% |
| 002900 | | 1 | 0.1% |
| 003000 | | 152 | 11.5% |
| 003200 | | 6 | 0.5% |
| 003250 | | 1 | 0.1% |
| 003300 | | 2 | 0.2% |
| 003400 | | 4 | 0.3% |
| 003500 | | 38 | 2.9% |
| 003600 | | 3 | 0.2% |
| 003620 | | 1 | 0.1% |
| 003700 | | 1 | 0.1% |
| 003800 | | 2 | 0.2% |
| 003810 | | 1 | 0.1% |
| 003900 | | 1 | 0.1% |
| 004000 | | 66 | 5.0% |
| 004200 | | 3 | 0.2% |
| 004250 | | 1 | 0.1% |
| 004255 | | 1 | 0.1% |
| 004260 | | 1 | 0.1% |
| 004268 | | 1 | 0.1% |
| 004300 | | 2 | 0.2% |
| 004393 | | 1 | 0.1% |
| 004460 | | 1 | 0.1% |
| 004500 | | 21 | 1.6% |
| 004600 | | 2 | 0.2% |
| 004700 | | 2 | 0.2% |
| 004725 | | 1 | 0.1% |
| 004750 | | 1 | 0.1% |
| 005000 | | 100 | 7.6% |
| 005200 | | 2 | 0.2% |
| 005250 | | 1 | 0.1% |
| 005300 | | 1 | 0.1% |
| 005400 | | 2 | 0.2% |
| 005468 | | 1 | 0.1% |

File : Question 45 to 46

V14: V14

| Value | Label | Cases | Percentage |
|--------|-------|-------|------------|
| 005500 | | 3 | 0.2% |
| 005580 | | 1 | 0.1% |
| 005585 | | 1 | 0.1% |
| 005600 | | 2 | 0.2% |
| 005800 | | 5 | 0.4% |
| 005850 | | 2 | 0.2% |
| 005900 | | 1 | 0.1% |
| 005925 | | 1 | 0.1% |
| 006000 | | 64 | 4.8% |
| 006050 | | 1 | 0.1% |
| 006150 | | 1 | 0.1% |
| 006200 | | 5 | 0.4% |
| 006250 | | 1 | 0.1% |
| 006300 | | 2 | 0.2% |
| 006400 | | 1 | 0.1% |
| 006410 | | 1 | 0.1% |
| 006500 | | 5 | 0.4% |
| 006580 | | 1 | 0.1% |
| 006600 | | 5 | 0.4% |
| 006612 | | 1 | 0.1% |
| 006700 | | 1 | 0.1% |
| 006770 | | 1 | 0.1% |
| 006800 | | 3 | 0.2% |
| 007000 | | 24 | 1.8% |
| 007060 | | 1 | 0.1% |
| 007200 | | 1 | 0.1% |
| 007500 | | 4 | 0.3% |
| 007800 | | 1 | 0.1% |
| 008000 | | 50 | 3.8% |
| 008200 | | 2 | 0.2% |
| 008500 | | 4 | 0.3% |
| 008750 | | 1 | 0.1% |
| 008986 | | 1 | 0.1% |
| 008990 | | 1 | 0.1% |
| 009000 | | 21 | 1.6% |
| 009310 | | 1 | 0.1% |
| 009400 | | 1 | 0.1% |
| 009500 | | 1 | 0.1% |
| 009600 | | 3 | 0.2% |
| 009727 | | 1 | 0.1% |
| 010000 | | 67 | 5.1% |
| 010100 | | 2 | 0.2% |
| 010200 | | 1 | 0.1% |

File : Question 45 to 46

V14: V14

| Value | Label | Cases | Percentage |
|--------|-------|-------|------------|
| 010203 | | 1 | 0.1% |
| 010500 | | 1 | 0.1% |
| 010740 | | 1 | 0.1% |
| 011000 | | 6 | 0.5% |
| 011500 | | 5 | 0.4% |
| 012000 | | 16 | 1.2% |
| 012025 | | 1 | 0.1% |
| 012300 | | 1 | 0.1% |
| 012400 | | 1 | 0.1% |
| 012500 | | 1 | 0.1% |
| 012650 | | 1 | 0.1% |
| 012736 | | 1 | 0.1% |
| 013000 | | 4 | 0.3% |
| 014000 | | 5 | 0.4% |
| 014500 | | 2 | 0.2% |
| 014775 | | 1 | 0.1% |
| 015000 | | 28 | 2.1% |
| 015500 | | 1 | 0.1% |
| 015600 | | 1 | 0.1% |
| 015769 | | 1 | 0.1% |
| 016000 | | 3 | 0.2% |
| 016100 | | 1 | 0.1% |
| 017000 | | 1 | 0.1% |
| 017200 | | 1 | 0.1% |
| 018000 | | 4 | 0.3% |
| 018400 | | 1 | 0.1% |
| 019695 | | 1 | 0.1% |
| 019700 | | 1 | 0.1% |
| 020000 | | 25 | 1.9% |
| 022000 | | 1 | 0.1% |
| 022800 | | 1 | 0.1% |
| 023000 | | 2 | 0.2% |
| 024000 | | 1 | 0.1% |
| 024380 | | 1 | 0.1% |
| 025000 | | 11 | 0.8% |
| 026000 | | 1 | 0.1% |
| 028000 | | 2 | 0.2% |
| 028600 | | 1 | 0.1% |
| 029000 | | 1 | 0.1% |
| 030000 | | 8 | 0.6% |
| 035000 | | 1 | 0.1% |
| 036000 | | 1 | 0.1% |
| 040000 | | 3 | 0.2% |

File : Question 45 to 46

V14: V14

| Value | Label | Cases | Percentage |
|--------|-------|-------|------------|
| 050000 | | 5 | 0.4% |
| 055000 | | 1 | 0.1% |
| 111250 | | 1 | 0.1% |
| 125000 | | 1 | 0.1% |
| 140000 | | 1 | 0.1% |
| 150000 | | 1 | 0.1% |
| 157500 | | 1 | 0.1% |
| 187200 | | 1 | 0.1% |
| 262400 | | 1 | 0.1% |
| Q45A2 | | 1 | 0.1% |

Warning: these figures indicate the number of cases found in the data file. They cannot be interpreted as summary statistics of the population of interest.

V15: V15

| | |
|---------------------------|---|
| Information | [Type= discrete] [Format=character] [Missing=*] |
| Statistics [NW/ W] | [Valid=496 /-] [Invalid=0 /-] |

| Value | Label | Cases | Percentage |
|--------|-------|-------|------------|
| 000000 | | 24 | 4.8% |
| 000001 | | 1 | 0.2% |
| 000080 | | 14 | 2.8% |
| 000100 | | 11 | 2.2% |
| 000125 | | 1 | 0.2% |
| 000140 | | 15 | 3.0% |
| 000150 | | 4 | 0.8% |
| 000200 | | 9 | 1.8% |
| 000240 | | 1 | 0.2% |
| 000250 | | 3 | 0.6% |
| 000300 | | 4 | 0.8% |
| 000333 | | 1 | 0.2% |
| 000350 | | 1 | 0.2% |
| 000400 | | 1 | 0.2% |
| 000420 | | 1 | 0.2% |
| 000430 | | 1 | 0.2% |
| 000475 | | 1 | 0.2% |
| 000500 | | 23 | 4.6% |
| 000600 | | 7 | 1.4% |
| 000660 | | 1 | 0.2% |
| 000700 | | 1 | 0.2% |
| 000800 | | 5 | 1.0% |
| 000900 | | 2 | 0.4% |
| 001000 | | 33 | 6.7% |
| 001200 | | 5 | 1.0% |
| 001250 | | 1 | 0.2% |
| 001300 | | 2 | 0.4% |
| 001400 | | 1 | 0.2% |

File : Question 45 to 46

V15: V15

| Value | Label | Cases | Percentage |
|--------|-------|-------|------------|
| 001460 | | 1 | 0.2% |
| 001500 | | 20 | 4.0% |
| 001800 | | 4 | 0.8% |
| 002000 | | 49 | 9.9% |
| 002100 | | 1 | 0.2% |
| 002225 | | 1 | 0.2% |
| 002250 | | 1 | 0.2% |
| 002400 | | 2 | 0.4% |
| 002500 | | 10 | 2.0% |
| 002602 | | 1 | 0.2% |
| 002700 | | 1 | 0.2% |
| 002800 | | 1 | 0.2% |
| 003000 | | 44 | 8.9% |
| 003500 | | 2 | 0.4% |
| 004000 | | 16 | 3.2% |
| 004500 | | 5 | 1.0% |
| 004733 | | 1 | 0.2% |
| 005000 | | 31 | 6.2% |
| 005200 | | 1 | 0.2% |
| 006000 | | 26 | 5.2% |
| 006640 | | 1 | 0.2% |
| 006645 | | 1 | 0.2% |
| 006750 | | 1 | 0.2% |
| 007000 | | 3 | 0.6% |
| 007350 | | 1 | 0.2% |
| 007500 | | 1 | 0.2% |
| 007600 | | 1 | 0.2% |
| 008000 | | 2 | 0.4% |
| 009000 | | 4 | 0.8% |
| 010000 | | 19 | 3.8% |
| 010200 | | 1 | 0.2% |
| 010500 | | 2 | 0.4% |
| 011000 | | 1 | 0.2% |
| 011200 | | 1 | 0.2% |
| 011500 | | 1 | 0.2% |
| 011700 | | 1 | 0.2% |
| 012000 | | 4 | 0.8% |
| 012300 | | 2 | 0.4% |
| 012500 | | 1 | 0.2% |
| 013000 | | 1 | 0.2% |
| 013400 | | 1 | 0.2% |
| 013500 | | 1 | 0.2% |
| 014000 | | 1 | 0.2% |

File : Question 45 to 46

V15: V15

| Value | Label | Cases | Percentage |
|--------|-------|-------|------------|
| 014500 | | 1 | 0.2% |
| 015000 | | 7 | 1.4% |
| 015500 | | 3 | 0.6% |
| 016000 | | 3 | 0.6% |
| 016720 | | 1 | 0.2% |
| 017000 | | 2 | 0.4% |
| 017500 | | 1 | 0.2% |
| 018000 | | 2 | 0.4% |
| 018500 | | 1 | 0.2% |
| 018700 | | 1 | 0.2% |
| 019000 | | 2 | 0.4% |
| 020000 | | 4 | 0.8% |
| 021000 | | 3 | 0.6% |
| 022000 | | 3 | 0.6% |
| 022500 | | 1 | 0.2% |
| 022700 | | 1 | 0.2% |
| 023000 | | 1 | 0.2% |
| 024000 | | 1 | 0.2% |
| 024500 | | 1 | 0.2% |
| 025000 | | 2 | 0.4% |
| 028000 | | 1 | 0.2% |
| 029000 | | 1 | 0.2% |
| 030000 | | 1 | 0.2% |
| 031000 | | 1 | 0.2% |
| 035000 | | 3 | 0.6% |
| 050000 | | 1 | 0.2% |
| 069000 | | 1 | 0.2% |
| 100000 | | 1 | 0.2% |
| Q45A3 | | 1 | 0.2% |

Warning: these figures indicate the number of cases found in the data file. They cannot be interpreted as summary statistics of the population of interest.

V16: V16

| Information | | [Type= discrete] [Format=character] [Missing=*] | |
|--------------------|-------|---|------------|
| Statistics [NW/ W] | | [Valid=6423 /-] [Invalid=0 /-] | |
| Value | Label | Cases | Percentage |
| 000000 | | 1 | 0.0% |
| 000045 | | 1 | 0.0% |
| 000050 | | 1 | 0.0% |
| 000060 | | 1 | 0.0% |
| 000080 | | 1 | 0.0% |
| 000100 | | 23 | 0.4% |
| 000120 | | 2 | 0.0% |
| 000125 | | 1 | 0.0% |
| 000130 | | 1 | 0.0% |

File : Question 45 to 46

V16: V16

| Value | Label | Cases | Percentage |
|--------|-------|-------|------------|
| 000133 | | 1 | 0.0% |
| 000150 | | 23 | 0.4% |
| 000175 | | 4 | 0.1% |
| 000200 | | 58 | 0.9% |
| 000240 | | 1 | 0.0% |
| 000250 | | 46 | 0.7% |
| 000255 | | 1 | 0.0% |
| 000260 | | 1 | 0.0% |
| 000272 | | 1 | 0.0% |
| 000275 | | 3 | 0.0% |
| 000276 | | 1 | 0.0% |
| 000277 | | 1 | 0.0% |
| 000300 | | 178 | 2.8% |
| 000315 | | 1 | 0.0% |
| 000322 | | 1 | 0.0% |
| 000325 | | 3 | 0.0% |
| 000333 | | 1 | 0.0% |
| 000347 | | 1 | 0.0% |
| 000350 | | 114 | 1.8% |
| 000360 | | 2 | 0.0% |
| 000365 | | 2 | 0.0% |
| 000370 | | 4 | 0.1% |
| 000375 | | 11 | 0.2% |
| 000380 | | 38 | 0.6% |
| 000385 | | 27 | 0.4% |
| 000391 | | 2 | 0.0% |
| 000400 | | 322 | 5.0% |
| 000405 | | 15 | 0.2% |
| 000410 | | 4 | 0.1% |
| 000415 | | 12 | 0.2% |
| 000420 | | 26 | 0.4% |
| 000425 | | 3 | 0.0% |
| 000430 | | 4 | 0.1% |
| 000440 | | 3 | 0.0% |
| 000450 | | 150 | 2.3% |
| 000460 | | 1 | 0.0% |
| 000470 | | 1 | 0.0% |
| 000475 | | 3 | 0.0% |
| 000480 | | 32 | 0.5% |
| 000485 | | 5 | 0.1% |
| 000495 | | 7 | 0.1% |
| 000500 | | 696 | 10.8% |
| 000505 | | 7 | 0.1% |

File : Question 45 to 46

V16: V16

| Value | Label | Cases | Percentage |
|--------|-------|-------|------------|
| 000510 | | 3 | 0.0% |
| 000515 | | 110 | 1.7% |
| 000520 | | 11 | 0.2% |
| 000522 | | 1 | 0.0% |
| 000525 | | 1 | 0.0% |
| 000528 | | 1 | 0.0% |
| 000530 | | 19 | 0.3% |
| 000540 | | 1 | 0.0% |
| 000550 | | 25 | 0.4% |
| 000560 | | 6 | 0.1% |
| 000570 | | 1 | 0.0% |
| 000571 | | 1 | 0.0% |
| 000580 | | 5 | 0.1% |
| 000587 | | 2 | 0.0% |
| 000600 | | 481 | 7.5% |
| 000605 | | 2 | 0.0% |
| 000610 | | 1 | 0.0% |
| 000615 | | 12 | 0.2% |
| 000620 | | 82 | 1.3% |
| 000625 | | 3 | 0.0% |
| 000630 | | 2 | 0.0% |
| 000640 | | 3 | 0.0% |
| 000642 | | 1 | 0.0% |
| 000650 | | 40 | 0.6% |
| 000652 | | 1 | 0.0% |
| 000664 | | 1 | 0.0% |
| 000665 | | 1 | 0.0% |
| 000670 | | 1 | 0.0% |
| 000671 | | 1 | 0.0% |
| 000675 | | 1 | 0.0% |
| 000682 | | 1 | 0.0% |
| 000685 | | 3 | 0.0% |
| 000700 | | 470 | 7.3% |
| 000725 | | 1 | 0.0% |
| 000740 | | 1 | 0.0% |
| 000750 | | 141 | 2.2% |
| 000760 | | 1 | 0.0% |
| 000780 | | 1 | 0.0% |
| 000790 | | 1 | 0.0% |
| 000800 | | 991 | 15.4% |
| 000850 | | 61 | 0.9% |
| 000900 | | 252 | 3.9% |
| 000950 | | 13 | 0.2% |

File : Question 45 to 46

V16: V16

| Value | Label | Cases | Percentage |
|--------|-------|-------|------------|
| 000975 | | 1 | 0.0% |
| 001000 | | 1148 | 17.9% |
| 001035 | | 1 | 0.0% |
| 001100 | | 55 | 0.9% |
| 001130 | | 1 | 0.0% |
| 001200 | | 383 | 6.0% |
| 001250 | | 7 | 0.1% |
| 001300 | | 62 | 1.0% |
| 001350 | | 1 | 0.0% |
| 001400 | | 11 | 0.2% |
| 001500 | | 91 | 1.4% |
| 001600 | | 1 | 0.0% |
| 001700 | | 3 | 0.0% |
| 001800 | | 3 | 0.0% |
| 001900 | | 1 | 0.0% |
| 002000 | | 22 | 0.3% |
| 002250 | | 1 | 0.0% |
| 002400 | | 1 | 0.0% |
| 002500 | | 5 | 0.1% |
| 002600 | | 1 | 0.0% |
| 003000 | | 3 | 0.0% |
| 003500 | | 1 | 0.0% |
| 005000 | | 1 | 0.0% |
| 006000 | | 1 | 0.0% |
| 007200 | | 1 | 0.0% |
| 007800 | | 1 | 0.0% |
| 009000 | | 1 | 0.0% |
| 012000 | | 1 | 0.0% |
| 012050 | | 1 | 0.0% |
| 014000 | | 1 | 0.0% |
| 014250 | | 1 | 0.0% |
| 016000 | | 1 | 0.0% |
| 018000 | | 1 | 0.0% |
| 022000 | | 1 | 0.0% |
| 040000 | | 1 | 0.0% |
| Q45B1 | | 1 | 0.0% |

Warning: these figures indicate the number of cases found in the data file. They cannot be interpreted as summary statistics of the population of interest.

V17: V17

| Information | [Type= discrete] [Format=character] [Missing=*] | | |
|---------------------------|---|-------|------------|
| Statistics [NW/ W] | [Valid=6443 /-] [Invalid=0 /-] | | |
| Value | Label | Cases | Percentage |
| 00 | | 21 | 0.3% |
| 01 | | 6 | 0.1% |

File : Question 45 to 46

V17: V17

| Value | Label | Cases | Percentage |
|-------|-------|-------|------------|
| 02 | | 17 | 0.3% |
| 03 | | 33 | 0.5% |
| 04 | | 40 | 0.6% |
| 05 | | 73 | 1.1% |
| 06 | | 46 | 0.7% |
| 07 | | 42 | 0.7% |
| 08 | | 111 | 1.7% |
| 09 | | 33 | 0.5% |
| 10 | | 560 | 8.7% |
| 11 | | 38 | 0.6% |
| 12 | | 385 | 6.0% |
| 13 | | 48 | 0.7% |
| 14 | | 123 | 1.9% |
| 15 | | 825 | 12.8% |
| 16 | | 262 | 4.1% |
| 17 | | 84 | 1.3% |
| 18 | | 374 | 5.8% |
| 19 | | 58 | 0.9% |
| 20 | | 1653 | 25.7% |
| 21 | | 121 | 1.9% |
| 22 | | 315 | 4.9% |
| 23 | | 122 | 1.9% |
| 24 | | 234 | 3.6% |
| 25 | | 472 | 7.3% |
| 26 | | 121 | 1.9% |
| 27 | | 34 | 0.5% |
| 28 | | 70 | 1.1% |
| 29 | | 13 | 0.2% |
| 30 | | 101 | 1.6% |
| 31 | | 7 | 0.1% |
| Q45B2 | | 1 | 0.0% |

Warning: these figures indicate the number of cases found in the data file. They cannot be interpreted as summary statistics of the population of interest.

V18: V18

| Information | [Type= discrete] [Format=character] [Missing=*] | | |
|---------------------------|---|-------|------------|
| Statistics [NW/ W] | [Valid=6423 /-] [Invalid=0 /-] | | |
| Value | Label | Cases | Percentage |
| 000000 | | 20 | 0.3% |
| 000001 | | 3 | 0.0% |
| 000300 | | 2 | 0.0% |
| 000380 | | 2 | 0.0% |
| 000450 | | 4 | 0.1% |
| 000500 | | 1 | 0.0% |
| 000600 | | 1 | 0.0% |

File : Question 45 to 46

V18: V18

| Value | Label | Cases | Percentage |
|--------|-------|-------|------------|
| 000700 | | 1 | 0.0% |
| 000800 | | 2 | 0.0% |
| 000900 | | 1 | 0.0% |
| 000960 | | 1 | 0.0% |
| 001000 | | 10 | 0.2% |
| 001200 | | 7 | 0.1% |
| 001250 | | 3 | 0.0% |
| 001350 | | 1 | 0.0% |
| 001400 | | 2 | 0.0% |
| 001440 | | 1 | 0.0% |
| 001500 | | 12 | 0.2% |
| 001560 | | 1 | 0.0% |
| 001600 | | 12 | 0.2% |
| 001680 | | 1 | 0.0% |
| 001750 | | 2 | 0.0% |
| 001800 | | 12 | 0.2% |
| 001920 | | 1 | 0.0% |
| 001995 | | 1 | 0.0% |
| 002000 | | 28 | 0.4% |
| 002075 | | 1 | 0.0% |
| 002100 | | 4 | 0.1% |
| 002200 | | 1 | 0.0% |
| 002250 | | 1 | 0.0% |
| 002400 | | 14 | 0.2% |
| 002490 | | 1 | 0.0% |
| 002500 | | 9 | 0.1% |
| 002550 | | 1 | 0.0% |
| 002600 | | 1 | 0.0% |
| 002625 | | 1 | 0.0% |
| 002700 | | 4 | 0.1% |
| 002800 | | 14 | 0.2% |
| 003000 | | 66 | 1.0% |
| 003080 | | 1 | 0.0% |
| 003150 | | 2 | 0.0% |
| 003200 | | 15 | 0.2% |
| 003300 | | 1 | 0.0% |
| 003360 | | 1 | 0.0% |
| 003465 | | 1 | 0.0% |
| 003500 | | 29 | 0.5% |
| 003600 | | 19 | 0.3% |
| 003605 | | 1 | 0.0% |
| 003650 | | 1 | 0.0% |
| 003750 | | 10 | 0.2% |

File : Question 45 to 46

V18: V18

| Value | Label | Cases | Percentage |
|--------|-------|-------|------------|
| 003800 | | 3 | 0.0% |
| 003840 | | 1 | 0.0% |
| 003850 | | 3 | 0.0% |
| 003900 | | 4 | 0.1% |
| 004000 | | 86 | 1.3% |
| 004050 | | 5 | 0.1% |
| 004120 | | 1 | 0.0% |
| 004125 | | 1 | 0.0% |
| 004200 | | 19 | 0.3% |
| 004250 | | 1 | 0.0% |
| 004320 | | 1 | 0.0% |
| 004375 | | 1 | 0.0% |
| 004400 | | 7 | 0.1% |
| 004500 | | 46 | 0.7% |
| 004560 | | 1 | 0.0% |
| 004600 | | 1 | 0.0% |
| 004620 | | 2 | 0.0% |
| 004650 | | 1 | 0.0% |
| 004800 | | 45 | 0.7% |
| 004860 | | 1 | 0.0% |
| 004900 | | 3 | 0.0% |
| 004950 | | 1 | 0.0% |
| 004980 | | 1 | 0.0% |
| 004986 | | 1 | 0.0% |
| 005000 | | 121 | 1.9% |
| 005005 | | 1 | 0.0% |
| 005040 | | 1 | 0.0% |
| 005150 | | 4 | 0.1% |
| 005200 | | 8 | 0.1% |
| 005220 | | 1 | 0.0% |
| 005250 | | 15 | 0.2% |
| 005320 | | 1 | 0.0% |
| 005400 | | 14 | 0.2% |
| 005460 | | 2 | 0.0% |
| 005500 | | 7 | 0.1% |
| 005590 | | 2 | 0.0% |
| 005600 | | 23 | 0.4% |
| 005670 | | 1 | 0.0% |
| 005700 | | 2 | 0.0% |
| 005712 | | 1 | 0.0% |
| 005760 | | 3 | 0.0% |
| 005775 | | 8 | 0.1% |
| 005810 | | 1 | 0.0% |

File : Question 45 to 46

V18: V18

| Value | Label | Cases | Percentage |
|--------|-------|-------|------------|
| 005850 | | 3 | 0.0% |
| 005880 | | 1 | 0.0% |
| 005920 | | 1 | 0.0% |
| 005950 | | 1 | 0.0% |
| 006000 | | 199 | 3.1% |
| 006075 | | 1 | 0.0% |
| 006080 | | 4 | 0.1% |
| 006120 | | 1 | 0.0% |
| 006160 | | 2 | 0.0% |
| 006180 | | 1 | 0.0% |
| 006225 | | 4 | 0.1% |
| 006240 | | 1 | 0.0% |
| 006250 | | 4 | 0.1% |
| 006300 | | 25 | 0.4% |
| 006400 | | 35 | 0.5% |
| 006480 | | 3 | 0.0% |
| 006500 | | 13 | 0.2% |
| 006545 | | 1 | 0.0% |
| 006560 | | 2 | 0.0% |
| 006600 | | 12 | 0.2% |
| 006624 | | 1 | 0.0% |
| 006640 | | 1 | 0.0% |
| 006660 | | 1 | 0.0% |
| 006710 | | 1 | 0.0% |
| 006720 | | 5 | 0.1% |
| 006750 | | 11 | 0.2% |
| 006800 | | 2 | 0.0% |
| 006820 | | 2 | 0.0% |
| 006840 | | 4 | 0.1% |
| 006900 | | 3 | 0.0% |
| 006930 | | 5 | 0.1% |
| 006940 | | 1 | 0.0% |
| 006970 | | 1 | 0.0% |
| 007000 | | 96 | 1.5% |
| 007030 | | 1 | 0.0% |
| 007040 | | 1 | 0.0% |
| 007070 | | 1 | 0.0% |
| 007140 | | 2 | 0.0% |
| 007150 | | 1 | 0.0% |
| 007200 | | 61 | 0.9% |
| 007220 | | 2 | 0.0% |
| 007275 | | 1 | 0.0% |
| 007280 | | 1 | 0.0% |

File : Question 45 to 46

V18: V18

| Value | Label | Cases | Percentage |
|--------|-------|-------|------------|
| 007290 | | 4 | 0.1% |
| 007350 | | 2 | 0.0% |
| 007406 | | 1 | 0.0% |
| 007425 | | 1 | 0.0% |
| 007470 | | 3 | 0.0% |
| 007500 | | 97 | 1.5% |
| 007560 | | 2 | 0.0% |
| 007600 | | 4 | 0.1% |
| 007650 | | 3 | 0.0% |
| 007680 | | 1 | 0.0% |
| 007695 | | 1 | 0.0% |
| 007700 | | 10 | 0.2% |
| 007725 | | 2 | 0.0% |
| 007760 | | 1 | 0.0% |
| 007790 | | 1 | 0.0% |
| 007800 | | 8 | 0.1% |
| 007820 | | 1 | 0.0% |
| 007920 | | 2 | 0.0% |
| 007980 | | 1 | 0.0% |
| 007992 | | 1 | 0.0% |
| 008000 | | 225 | 3.5% |
| 008030 | | 1 | 0.0% |
| 008075 | | 1 | 0.0% |
| 008085 | | 1 | 0.0% |
| 008100 | | 12 | 0.2% |
| 008250 | | 1 | 0.0% |
| 008360 | | 6 | 0.1% |
| 008400 | | 59 | 0.9% |
| 008415 | | 1 | 0.0% |
| 008500 | | 11 | 0.2% |
| 008505 | | 1 | 0.0% |
| 008550 | | 2 | 0.0% |
| 008600 | | 1 | 0.0% |
| 008640 | | 6 | 0.1% |
| 008700 | | 1 | 0.0% |
| 008730 | | 2 | 0.0% |
| 008740 | | 4 | 0.1% |
| 008750 | | 8 | 0.1% |
| 008760 | | 1 | 0.0% |
| 008800 | | 20 | 0.3% |
| 008910 | | 3 | 0.0% |
| 009000 | | 177 | 2.8% |
| 009100 | | 11 | 0.2% |

File : Question 45 to 46

V18: V18

| Value | Label | Cases | Percentage |
|--------|-------|-------|------------|
| 009120 | | 4 | 0.1% |
| 009128 | | 1 | 0.0% |
| 009200 | | 1 | 0.0% |
| 009225 | | 1 | 0.0% |
| 009250 | | 1 | 0.0% |
| 009350 | | 1 | 0.0% |
| 009360 | | 2 | 0.0% |
| 009375 | | 1 | 0.0% |
| 009400 | | 1 | 0.0% |
| 009405 | | 1 | 0.0% |
| 009450 | | 4 | 0.1% |
| 009460 | | 1 | 0.0% |
| 009500 | | 14 | 0.2% |
| 009600 | | 90 | 1.4% |
| 009625 | | 1 | 0.0% |
| 009700 | | 1 | 0.0% |
| 009750 | | 3 | 0.0% |
| 009785 | | 1 | 0.0% |
| 009800 | | 19 | 0.3% |
| 009840 | | 3 | 0.0% |
| 009880 | | 1 | 0.0% |
| 009900 | | 21 | 0.3% |
| 009975 | | 1 | 0.0% |
| 010000 | | 310 | 4.8% |
| 010080 | | 2 | 0.0% |
| 010200 | | 10 | 0.2% |
| 010300 | | 7 | 0.1% |
| 010350 | | 4 | 0.1% |
| 010395 | | 1 | 0.0% |
| 010400 | | 16 | 0.2% |
| 010500 | | 84 | 1.3% |
| 010560 | | 1 | 0.0% |
| 010600 | | 7 | 0.1% |
| 010605 | | 1 | 0.0% |
| 010780 | | 1 | 0.0% |
| 010800 | | 54 | 0.8% |
| 010815 | | 9 | 0.1% |
| 010925 | | 1 | 0.0% |
| 011000 | | 54 | 0.8% |
| 011020 | | 1 | 0.0% |
| 011040 | | 2 | 0.0% |
| 011070 | | 1 | 0.0% |
| 011160 | | 7 | 0.1% |

File : Question 45 to 46

V18: V18

| Value | Label | Cases | Percentage |
|--------|-------|-------|------------------|
| 011200 | | 48 | <div></div> 0.7% |
| 011220 | | 2 | <div></div> 0.0% |
| 011250 | | 32 | <div></div> 0.5% |
| 011330 | | 20 | <div></div> 0.3% |
| 011400 | | 3 | <div></div> 0.0% |
| 011440 | | 1 | <div></div> 0.0% |
| 011500 | | 13 | <div></div> 0.2% |
| 011520 | | 1 | <div></div> 0.0% |
| 011550 | | 1 | <div></div> 0.0% |
| 011600 | | 1 | <div></div> 0.0% |
| 011660 | | 4 | <div></div> 0.1% |
| 011700 | | 6 | <div></div> 0.1% |
| 011780 | | 1 | <div></div> 0.0% |
| 011845 | | 19 | <div></div> 0.3% |
| 011900 | | 3 | <div></div> 0.0% |
| 012000 | | 449 | <div></div> 7.0% |
| 012190 | | 3 | <div></div> 0.0% |
| 012300 | | 2 | <div></div> 0.0% |
| 012320 | | 2 | <div></div> 0.0% |
| 012360 | | 18 | <div></div> 0.3% |
| 012400 | | 21 | <div></div> 0.3% |
| 012500 | | 52 | <div></div> 0.8% |
| 012555 | | 2 | <div></div> 0.0% |
| 012600 | | 39 | <div></div> 0.6% |
| 012625 | | 2 | <div></div> 0.0% |
| 012650 | | 3 | <div></div> 0.0% |
| 012705 | | 1 | <div></div> 0.0% |
| 012720 | | 3 | <div></div> 0.0% |
| 012750 | | 7 | <div></div> 0.1% |
| 012800 | | 50 | <div></div> 0.8% |
| 012875 | | 15 | <div></div> 0.2% |
| 012880 | | 1 | <div></div> 0.0% |
| 013000 | | 41 | <div></div> 0.6% |
| 013020 | | 8 | <div></div> 0.1% |
| 013130 | | 2 | <div></div> 0.0% |
| 013200 | | 25 | <div></div> 0.4% |
| 013250 | | 1 | <div></div> 0.0% |
| 013300 | | 4 | <div></div> 0.1% |
| 013320 | | 1 | <div></div> 0.0% |
| 013340 | | 1 | <div></div> 0.0% |
| 013390 | | 5 | <div></div> 0.1% |
| 013430 | | 1 | <div></div> 0.0% |
| 013440 | | 2 | <div></div> 0.0% |

File : Question 45 to 46

V18: V18

| Value | Label | Cases | Percentage |
|--------|-------|-------|------------|
| 013500 | | 49 | 0.8% |
| 013520 | | 1 | 0.0% |
| 013600 | | 12 | 0.2% |
| 013640 | | 6 | 0.1% |
| 013650 | | 1 | 0.0% |
| 013750 | | 3 | 0.0% |
| 013800 | | 6 | 0.1% |
| 013860 | | 1 | 0.0% |
| 013905 | | 1 | 0.0% |
| 013915 | | 1 | 0.0% |
| 014000 | | 150 | 2.3% |
| 014088 | | 1 | 0.0% |
| 014140 | | 1 | 0.0% |
| 014250 | | 2 | 0.0% |
| 014260 | | 9 | 0.1% |
| 014300 | | 3 | 0.0% |
| 014400 | | 88 | 1.4% |
| 014420 | | 2 | 0.0% |
| 014450 | | 1 | 0.0% |
| 014500 | | 5 | 0.1% |
| 014700 | | 7 | 0.1% |
| 014840 | | 1 | 0.0% |
| 014880 | | 4 | 0.1% |
| 014935 | | 1 | 0.0% |
| 014950 | | 3 | 0.0% |
| 015000 | | 306 | 4.8% |
| 015004 | | 1 | 0.0% |
| 015200 | | 10 | 0.2% |
| 015300 | | 9 | 0.1% |
| 015366 | | 1 | 0.0% |
| 015375 | | 3 | 0.0% |
| 015400 | | 17 | 0.3% |
| 015408 | | 1 | 0.0% |
| 015450 | | 3 | 0.0% |
| 015500 | | 10 | 0.2% |
| 015600 | | 16 | 0.2% |
| 015625 | | 1 | 0.0% |
| 015750 | | 2 | 0.0% |
| 015950 | | 1 | 0.0% |
| 015960 | | 1 | 0.0% |
| 015988 | | 1 | 0.0% |
| 016000 | | 336 | 5.2% |
| 016100 | | 5 | 0.1% |

File : Question 45 to 46

V18: V18

| Value | Label | Cases | Percentage |
|--------|-------|-------|------------|
| 016120 | | 3 | 0.0% |
| 016200 | | 24 | 0.4% |
| 016250 | | 4 | 0.1% |
| 016380 | | 1 | 0.0% |
| 016440 | | 1 | 0.0% |
| 016500 | | 12 | 0.2% |
| 016640 | | 1 | 0.0% |
| 016740 | | 3 | 0.0% |
| 016750 | | 1 | 0.0% |
| 016800 | | 36 | 0.6% |
| 016900 | | 1 | 0.0% |
| 016950 | | 1 | 0.0% |
| 017000 | | 51 | 0.8% |
| 017023 | | 1 | 0.0% |
| 017100 | | 2 | 0.0% |
| 017125 | | 1 | 0.0% |
| 017220 | | 2 | 0.0% |
| 017250 | | 4 | 0.1% |
| 017360 | | 8 | 0.1% |
| 017500 | | 40 | 0.6% |
| 017550 | | 1 | 0.0% |
| 017600 | | 43 | 0.7% |
| 017810 | | 1 | 0.0% |
| 017850 | | 2 | 0.0% |
| 017980 | | 2 | 0.0% |
| 018000 | | 235 | 3.7% |
| 018125 | | 1 | 0.0% |
| 018200 | | 9 | 0.1% |
| 018300 | | 1 | 0.0% |
| 018400 | | 12 | 0.2% |
| 018592 | | 1 | 0.0% |
| 018700 | | 7 | 0.1% |
| 018750 | | 10 | 0.2% |
| 018900 | | 5 | 0.1% |
| 019000 | | 20 | 0.3% |
| 019200 | | 50 | 0.8% |
| 019500 | | 10 | 0.2% |
| 019550 | | 1 | 0.0% |
| 019600 | | 2 | 0.0% |
| 019800 | | 20 | 0.3% |
| 020000 | | 324 | 5.0% |
| 020400 | | 6 | 0.1% |
| 020700 | | 6 | 0.1% |

File : Question 45 to 46

V18: V18

| Value | Label | Cases | Percentage |
|--------|-------|-------|------------|
| 020800 | | 19 | 0.3% |
| 020900 | | 3 | 0.0% |
| 020970 | | 1 | 0.0% |
| 021000 | | 34 | 0.5% |
| 021250 | | 7 | 0.1% |
| 021600 | | 52 | 0.8% |
| 021700 | | 1 | 0.0% |
| 022000 | | 69 | 1.1% |
| 022400 | | 4 | 0.1% |
| 022500 | | 23 | 0.4% |
| 022800 | | 2 | 0.0% |
| 023000 | | 13 | 0.2% |
| 023100 | | 1 | 0.0% |
| 023200 | | 2 | 0.0% |
| 023400 | | 8 | 0.1% |
| 023750 | | 1 | 0.0% |
| 023791 | | 1 | 0.0% |
| 024000 | | 153 | 2.4% |
| 024200 | | 7 | 0.1% |
| 024300 | | 1 | 0.0% |
| 024700 | | 1 | 0.0% |
| 025000 | | 70 | 1.1% |
| 025200 | | 6 | 0.1% |
| 025500 | | 3 | 0.0% |
| 026000 | | 38 | 0.6% |
| 026400 | | 21 | 0.3% |
| 027000 | | 14 | 0.2% |
| 027200 | | 1 | 0.0% |
| 027300 | | 1 | 0.0% |
| 027500 | | 1 | 0.0% |
| 027600 | | 3 | 0.0% |
| 028000 | | 10 | 0.2% |
| 028600 | | 1 | 0.0% |
| 028800 | | 6 | 0.1% |
| 029000 | | 2 | 0.0% |
| 029400 | | 1 | 0.0% |
| 029900 | | 2 | 0.0% |
| 030000 | | 62 | 1.0% |
| 031000 | | 1 | 0.0% |
| 031200 | | 7 | 0.1% |
| 031500 | | 2 | 0.0% |
| 032400 | | 2 | 0.0% |
| 032500 | | 6 | 0.1% |

File : Question 45 to 46

V18: V18

| Value | Label | Cases | Percentage |
|--------|-------|-------|------------|
| 033000 | | 1 | 0.0% |
| 033600 | | 3 | 0.0% |
| 034000 | | 2 | 0.0% |
| 034500 | | 1 | 0.0% |
| 035000 | | 3 | 0.0% |
| 036000 | | 6 | 0.1% |
| 036400 | | 2 | 0.0% |
| 037500 | | 6 | 0.1% |
| 039000 | | 5 | 0.1% |
| 040000 | | 5 | 0.1% |
| 040500 | | 1 | 0.0% |
| 042000 | | 1 | 0.0% |
| 060000 | | 1 | 0.0% |
| 086400 | | 1 | 0.0% |
| 100000 | | 1 | 0.0% |
| 101400 | | 1 | 0.0% |
| 135000 | | 1 | 0.0% |
| 144000 | | 1 | 0.0% |
| 280000 | | 1 | 0.0% |
| 342000 | | 1 | 0.0% |
| Q45B3 | | 1 | 0.0% |

Warning: these figures indicate the number of cases found in the data file. They cannot be interpreted as summary statistics of the population of interest.

V19: V19

| Information | [Type= discrete] [Format=character] [Missing=*] | | |
|---------------------------|---|-------|------------|
| Statistics [NW/ W] | [Valid=725 /-] [Invalid=0 /-] | | |
| Value | Label | Cases | Percentage |
| 000000 | | 27 | 3.7% |
| 000002 | | 2 | 0.3% |
| 000050 | | 1 | 0.1% |
| 000080 | | 11 | 1.5% |
| 000100 | | 4 | 0.6% |
| 000125 | | 2 | 0.3% |
| 000150 | | 8 | 1.1% |
| 000200 | | 31 | 4.3% |
| 000210 | | 6 | 0.8% |
| 000220 | | 1 | 0.1% |
| 000250 | | 15 | 2.1% |
| 000300 | | 27 | 3.7% |
| 000350 | | 16 | 2.2% |
| 000400 | | 14 | 1.9% |
| 000450 | | 1 | 0.1% |
| 000480 | | 2 | 0.3% |
| 000500 | | 61 | 8.4% |

File : Question 45 to 46

V19: V19

| Value | Label | Cases | Percentage |
|--------|-------|-------|------------|
| 000600 | | 13 | 1.8% |
| 000700 | | 3 | 0.4% |
| 000750 | | 6 | 0.8% |
| 000800 | | 19 | 2.6% |
| 000900 | | 7 | 1.0% |
| 000950 | | 2 | 0.3% |
| 001000 | | 90 | 12.4% |
| 001040 | | 1 | 0.1% |
| 001050 | | 1 | 0.1% |
| 001100 | | 2 | 0.3% |
| 001200 | | 13 | 1.8% |
| 001250 | | 3 | 0.4% |
| 001300 | | 3 | 0.4% |
| 001400 | | 5 | 0.7% |
| 001500 | | 33 | 4.6% |
| 001600 | | 6 | 0.8% |
| 001700 | | 2 | 0.3% |
| 001800 | | 11 | 1.5% |
| 001900 | | 2 | 0.3% |
| 002000 | | 48 | 6.6% |
| 002100 | | 3 | 0.4% |
| 002200 | | 11 | 1.5% |
| 002250 | | 2 | 0.3% |
| 002300 | | 4 | 0.6% |
| 002400 | | 10 | 1.4% |
| 002450 | | 1 | 0.1% |
| 002500 | | 13 | 1.8% |
| 002600 | | 5 | 0.7% |
| 002700 | | 2 | 0.3% |
| 002750 | | 1 | 0.1% |
| 003000 | | 32 | 4.4% |
| 003200 | | 1 | 0.1% |
| 003300 | | 2 | 0.3% |
| 003450 | | 1 | 0.1% |
| 003500 | | 1 | 0.1% |
| 003600 | | 2 | 0.3% |
| 003900 | | 2 | 0.3% |
| 004000 | | 19 | 2.6% |
| 004400 | | 1 | 0.1% |
| 004500 | | 3 | 0.4% |
| 004700 | | 1 | 0.1% |
| 004800 | | 1 | 0.1% |
| 005000 | | 13 | 1.8% |

File : Question 45 to 46

V19: V19

| Value | Label | Cases | Percentage |
|--------|-------|-------|------------|
| 005060 | | 1 | 0.1% |
| 005200 | | 1 | 0.1% |
| 005250 | | 1 | 0.1% |
| 005400 | | 1 | 0.1% |
| 005500 | | 1 | 0.1% |
| 005850 | | 2 | 0.3% |
| 006000 | | 6 | 0.8% |
| 006250 | | 1 | 0.1% |
| 006500 | | 1 | 0.1% |
| 006600 | | 1 | 0.1% |
| 006750 | | 2 | 0.3% |
| 006840 | | 1 | 0.1% |
| 007200 | | 1 | 0.1% |
| 007220 | | 1 | 0.1% |
| 007500 | | 2 | 0.3% |
| 007725 | | 1 | 0.1% |
| 007800 | | 1 | 0.1% |
| 008000 | | 3 | 0.4% |
| 009000 | | 1 | 0.1% |
| 009600 | | 1 | 0.1% |
| 010000 | | 5 | 0.7% |
| 010400 | | 1 | 0.1% |
| 010948 | | 1 | 0.1% |
| 011000 | | 1 | 0.1% |
| 011200 | | 2 | 0.3% |
| 012000 | | 5 | 0.7% |
| 012600 | | 1 | 0.1% |
| 013200 | | 1 | 0.1% |
| 013500 | | 2 | 0.3% |
| 013860 | | 1 | 0.1% |
| 014000 | | 1 | 0.1% |
| 014700 | | 1 | 0.1% |
| 015000 | | 4 | 0.6% |
| 016000 | | 1 | 0.1% |
| 016500 | | 1 | 0.1% |
| 016800 | | 1 | 0.1% |
| 017000 | | 1 | 0.1% |
| 017400 | | 1 | 0.1% |
| 018000 | | 5 | 0.7% |
| 018200 | | 1 | 0.1% |
| 019200 | | 1 | 0.1% |
| 019800 | | 1 | 0.1% |
| 020000 | | 6 | 0.8% |

File : Question 45 to 46

V19: V19

| Value | Label | Cases | Percentage |
|--------|-------|-------|------------|
| 020400 | | 1 | 0.1% |
| 020800 | | 1 | 0.1% |
| 021600 | | 1 | 0.1% |
| 023400 | | 1 | 0.1% |
| 024000 | | 2 | 0.3% |
| 025000 | | 3 | 0.4% |
| 028000 | | 2 | 0.3% |
| 030000 | | 5 | 0.7% |
| 048000 | | 1 | 0.1% |
| 050000 | | 1 | 0.1% |
| 092000 | | 1 | 0.1% |
| Q45B4 | | 1 | 0.1% |

Warning: these figures indicate the number of cases found in the data file. They cannot be interpreted as summary statistics of the population of interest.

V20: V20

| | |
|---------------------------|---|
| Information | [Type= discrete] [Format=character] [Missing=*] |
| Statistics [NW/ W] | [Valid=10558 /-] [Invalid=0 /-] |

| Value | Label | Cases | Percentage |
|--------|-------|-------|------------|
| 000000 | | 46 | 0.4% |
| 000001 | | 137 | 1.3% |
| 000002 | | 1 | 0.0% |
| 000100 | | 1 | 0.0% |
| 000125 | | 1 | 0.0% |
| 000200 | | 4 | 0.0% |
| 000250 | | 1 | 0.0% |
| 000300 | | 9 | 0.1% |
| 000390 | | 1 | 0.0% |
| 000400 | | 4 | 0.0% |
| 000450 | | 1 | 0.0% |
| 000500 | | 37 | 0.4% |
| 000540 | | 1 | 0.0% |
| 000550 | | 1 | 0.0% |
| 000600 | | 14 | 0.1% |
| 000650 | | 1 | 0.0% |
| 000700 | | 2 | 0.0% |
| 000733 | | 1 | 0.0% |
| 000750 | | 2 | 0.0% |
| 000800 | | 14 | 0.1% |
| 000900 | | 2 | 0.0% |
| 000992 | | 1 | 0.0% |
| 001000 | | 141 | 1.3% |
| 001100 | | 2 | 0.0% |
| 001200 | | 17 | 0.2% |
| 001220 | | 1 | 0.0% |

File : Question 45 to 46

V20: V20

| Value | Label | Cases | Percentage |
|--------|-------|-------|------------|
| 001250 | | 4 | 0.0% |
| 001300 | | 3 | 0.0% |
| 001375 | | 1 | 0.0% |
| 001380 | | 1 | 0.0% |
| 001400 | | 2 | 0.0% |
| 001470 | | 1 | 0.0% |
| 001500 | | 100 | 0.9% |
| 001575 | | 1 | 0.0% |
| 001600 | | 3 | 0.0% |
| 001667 | | 1 | 0.0% |
| 001700 | | 2 | 0.0% |
| 001800 | | 12 | 0.1% |
| 001840 | | 1 | 0.0% |
| 001900 | | 1 | 0.0% |
| 002000 | | 251 | 2.4% |
| 002100 | | 1 | 0.0% |
| 002200 | | 4 | 0.0% |
| 002220 | | 1 | 0.0% |
| 002250 | | 1 | 0.0% |
| 002333 | | 1 | 0.0% |
| 002400 | | 3 | 0.0% |
| 002450 | | 2 | 0.0% |
| 002500 | | 88 | 0.8% |
| 002550 | | 1 | 0.0% |
| 002600 | | 1 | 0.0% |
| 002700 | | 1 | 0.0% |
| 002750 | | 1 | 0.0% |
| 002800 | | 7 | 0.1% |
| 002900 | | 2 | 0.0% |
| 003000 | | 364 | 3.4% |
| 003200 | | 7 | 0.1% |
| 003250 | | 1 | 0.0% |
| 003300 | | 2 | 0.0% |
| 003333 | | 3 | 0.0% |
| 003350 | | 1 | 0.0% |
| 003400 | | 2 | 0.0% |
| 003500 | | 53 | 0.5% |
| 003600 | | 3 | 0.0% |
| 003700 | | 1 | 0.0% |
| 003750 | | 3 | 0.0% |
| 003800 | | 2 | 0.0% |
| 003900 | | 1 | 0.0% |
| 004000 | | 307 | 2.9% |

File : Question 45 to 46

V20: V20

| Value | Label | Cases | Percentage |
|--------|-------|-------|------------|
| 004080 | | 1 | 0.0% |
| 004100 | | 1 | 0.0% |
| 004166 | | 1 | 0.0% |
| 004167 | | 1 | 0.0% |
| 004200 | | 6 | 0.1% |
| 004300 | | 1 | 0.0% |
| 004350 | | 1 | 0.0% |
| 004400 | | 2 | 0.0% |
| 004500 | | 52 | 0.5% |
| 004600 | | 2 | 0.0% |
| 004800 | | 10 | 0.1% |
| 004833 | | 1 | 0.0% |
| 004850 | | 1 | 0.0% |
| 004860 | | 1 | 0.0% |
| 004950 | | 1 | 0.0% |
| 005000 | | 635 | 6.0% |
| 005200 | | 3 | 0.0% |
| 005250 | | 1 | 0.0% |
| 005300 | | 1 | 0.0% |
| 005400 | | 1 | 0.0% |
| 005500 | | 9 | 0.1% |
| 005600 | | 6 | 0.1% |
| 005625 | | 1 | 0.0% |
| 005800 | | 1 | 0.0% |
| 005900 | | 1 | 0.0% |
| 006000 | | 396 | 3.8% |
| 006200 | | 5 | 0.0% |
| 006250 | | 1 | 0.0% |
| 006300 | | 6 | 0.1% |
| 006400 | | 3 | 0.0% |
| 006500 | | 28 | 0.3% |
| 006600 | | 2 | 0.0% |
| 006666 | | 1 | 0.0% |
| 006700 | | 1 | 0.0% |
| 006800 | | 4 | 0.0% |
| 006994 | | 1 | 0.0% |
| 007000 | | 200 | 1.9% |
| 007040 | | 1 | 0.0% |
| 007083 | | 1 | 0.0% |
| 007200 | | 3 | 0.0% |
| 007450 | | 1 | 0.0% |
| 007500 | | 62 | 0.6% |
| 007700 | | 1 | 0.0% |

File : Question 45 to 46

V20: V20

| Value | Label | Cases | Percentage |
|--------|-------|-------|------------|
| 007800 | | 5 | 0.0% |
| 008000 | | 527 | 5.0% |
| 008400 | | 3 | 0.0% |
| 008500 | | 32 | 0.3% |
| 008600 | | 2 | 0.0% |
| 008700 | | 1 | 0.0% |
| 008800 | | 2 | 0.0% |
| 008900 | | 1 | 0.0% |
| 009000 | | 192 | 1.8% |
| 009100 | | 1 | 0.0% |
| 009200 | | 1 | 0.0% |
| 009375 | | 1 | 0.0% |
| 009400 | | 1 | 0.0% |
| 009500 | | 16 | 0.2% |
| 009600 | | 7 | 0.1% |
| 009700 | | 1 | 0.0% |
| 009800 | | 4 | 0.0% |
| 009900 | | 1 | 0.0% |
| 010000 | | 1034 | 9.8% |
| 010100 | | 1 | 0.0% |
| 010200 | | 1 | 0.0% |
| 010240 | | 1 | 0.0% |
| 010400 | | 2 | 0.0% |
| 010500 | | 21 | 0.2% |
| 010600 | | 1 | 0.0% |
| 010625 | | 1 | 0.0% |
| 010800 | | 3 | 0.0% |
| 010880 | | 1 | 0.0% |
| 010960 | | 1 | 0.0% |
| 011000 | | 36 | 0.3% |
| 011200 | | 1 | 0.0% |
| 011250 | | 1 | 0.0% |
| 011300 | | 1 | 0.0% |
| 011500 | | 7 | 0.1% |
| 011600 | | 2 | 0.0% |
| 011700 | | 1 | 0.0% |
| 011800 | | 3 | 0.0% |
| 012000 | | 504 | 4.8% |
| 012200 | | 1 | 0.0% |
| 012400 | | 1 | 0.0% |
| 012500 | | 25 | 0.2% |
| 012600 | | 1 | 0.0% |
| 012750 | | 1 | 0.0% |

File : Question 45 to 46

V20: V20

| Value | Label | Cases | Percentage |
|--------|-------|-------|------------|
| 012800 | | 2 | 0.0% |
| 013000 | | 43 | 0.4% |
| 013200 | | 1 | 0.0% |
| 013300 | | 1 | 0.0% |
| 013440 | | 1 | 0.0% |
| 013500 | | 10 | 0.1% |
| 014000 | | 66 | 0.6% |
| 014250 | | 1 | 0.0% |
| 014400 | | 4 | 0.0% |
| 014500 | | 2 | 0.0% |
| 014600 | | 1 | 0.0% |
| 014625 | | 1 | 0.0% |
| 014800 | | 1 | 0.0% |
| 015000 | | 1159 | 11.0% |
| 015200 | | 1 | 0.0% |
| 015300 | | 1 | 0.0% |
| 015400 | | 1 | 0.0% |
| 015500 | | 7 | 0.1% |
| 015600 | | 6 | 0.1% |
| 016000 | | 128 | 1.2% |
| 016500 | | 6 | 0.1% |
| 016600 | | 1 | 0.0% |
| 016800 | | 3 | 0.0% |
| 017000 | | 36 | 0.3% |
| 017280 | | 1 | 0.0% |
| 017500 | | 10 | 0.1% |
| 018000 | | 293 | 2.8% |
| 018400 | | 2 | 0.0% |
| 018500 | | 3 | 0.0% |
| 018550 | | 1 | 0.0% |
| 018600 | | 2 | 0.0% |
| 018750 | | 1 | 0.0% |
| 019000 | | 12 | 0.1% |
| 019200 | | 2 | 0.0% |
| 019500 | | 1 | 0.0% |
| 019600 | | 1 | 0.0% |
| 020000 | | 928 | 8.8% |
| 020001 | | 1 | 0.0% |
| 020200 | | 1 | 0.0% |
| 020500 | | 2 | 0.0% |
| 021000 | | 27 | 0.3% |
| 021400 | | 1 | 0.0% |
| 021600 | | 3 | 0.0% |

File : Question 45 to 46

V20: V20

| Value | Label | Cases | Percentage |
|--------|-------|-------|------------|
| 021700 | | 1 | 0.0% |
| 022000 | | 54 | 0.5% |
| 022100 | | 1 | 0.0% |
| 022400 | | 2 | 0.0% |
| 022500 | | 6 | 0.1% |
| 022600 | | 1 | 0.0% |
| 022750 | | 1 | 0.0% |
| 023000 | | 12 | 0.1% |
| 023300 | | 1 | 0.0% |
| 024000 | | 54 | 0.5% |
| 024500 | | 1 | 0.0% |
| 025000 | | 454 | 4.3% |
| 025500 | | 1 | 0.0% |
| 026000 | | 15 | 0.1% |
| 027000 | | 11 | 0.1% |
| 027300 | | 1 | 0.0% |
| 027750 | | 1 | 0.0% |
| 028000 | | 48 | 0.5% |
| 028800 | | 2 | 0.0% |
| 029000 | | 3 | 0.0% |
| 030000 | | 574 | 5.4% |
| 031200 | | 1 | 0.0% |
| 031500 | | 1 | 0.0% |
| 032000 | | 12 | 0.1% |
| 032500 | | 2 | 0.0% |
| 033000 | | 1 | 0.0% |
| 033500 | | 1 | 0.0% |
| 033600 | | 2 | 0.0% |
| 034000 | | 4 | 0.0% |
| 035000 | | 141 | 1.3% |
| 035002 | | 1 | 0.0% |
| 036000 | | 12 | 0.1% |
| 037000 | | 1 | 0.0% |
| 037500 | | 2 | 0.0% |
| 038000 | | 8 | 0.1% |
| 038080 | | 1 | 0.0% |
| 039000 | | 3 | 0.0% |
| 039200 | | 1 | 0.0% |
| 040000 | | 208 | 2.0% |
| 042000 | | 10 | 0.1% |
| 043200 | | 1 | 0.0% |
| 045000 | | 67 | 0.6% |
| 045002 | | 1 | 0.0% |

File : Question 45 to 46

V20: V20

| Value | Label | Cases | Percentage |
|--------|-------|-------|------------|
| 046000 | | 1 | 0.0% |
| 047000 | | 2 | 0.0% |
| 048000 | | 3 | 0.0% |
| 049000 | | 1 | 0.0% |
| 050000 | | 169 | 1.6% |
| 051000 | | 1 | 0.0% |
| 052000 | | 1 | 0.0% |
| 054000 | | 1 | 0.0% |
| 055000 | | 7 | 0.1% |
| 056000 | | 1 | 0.0% |
| 058000 | | 1 | 0.0% |
| 060000 | | 74 | 0.7% |
| 062500 | | 1 | 0.0% |
| 065000 | | 6 | 0.1% |
| 066000 | | 1 | 0.0% |
| 068500 | | 1 | 0.0% |
| 070000 | | 13 | 0.1% |
| 072000 | | 1 | 0.0% |
| 075000 | | 34 | 0.3% |
| 077000 | | 1 | 0.0% |
| 080000 | | 18 | 0.2% |
| 090000 | | 7 | 0.1% |
| 098000 | | 2 | 0.0% |
| 099999 | | 1 | 0.0% |
| 100000 | | 33 | 0.3% |
| 100001 | | 1 | 0.0% |
| 105000 | | 3 | 0.0% |
| 110000 | | 1 | 0.0% |
| 112500 | | 1 | 0.0% |
| 115000 | | 1 | 0.0% |
| 120000 | | 8 | 0.1% |
| 125000 | | 3 | 0.0% |
| 126000 | | 2 | 0.0% |
| 130000 | | 1 | 0.0% |
| 140000 | | 1 | 0.0% |
| 145000 | | 1 | 0.0% |
| 148000 | | 1 | 0.0% |
| 150000 | | 8 | 0.1% |
| 150002 | | 1 | 0.0% |
| 155000 | | 1 | 0.0% |
| 160000 | | 1 | 0.0% |
| 168000 | | 1 | 0.0% |
| 170000 | | 1 | 0.0% |

File : Question 45 to 46

V20: V20

| Value | Label | Cases | Percentage |
|--------|-------|-------|------------|
| 175000 | | 1 | 0.0% |
| 180000 | | 2 | 0.0% |
| 200000 | | 6 | 0.1% |
| 240000 | | 1 | 0.0% |
| 250000 | | 5 | 0.0% |
| 260000 | | 1 | 0.0% |
| 300000 | | 8 | 0.1% |
| 350000 | | 2 | 0.0% |
| 400000 | | 1 | 0.0% |
| 410000 | | 1 | 0.0% |
| 455000 | | 1 | 0.0% |
| 500000 | | 2 | 0.0% |
| 600000 | | 3 | 0.0% |
| 750000 | | 2 | 0.0% |
| 800000 | | 2 | 0.0% |
| 860000 | | 1 | 0.0% |
| 999999 | | 1 | 0.0% |
| Q45C1 | | 1 | 0.0% |

Warning: these figures indicate the number of cases found in the data file. They cannot be interpreted as summary statistics of the population of interest.

V21: V21

| Information | | [Type= discrete] [Format=character] [Missing=*] | |
|--------------------|-------|---|------------------------------|
| Statistics [NW/ W] | | [Valid=29821 /-] [Invalid=0 /-] | |
| Value | Label | Cases | Percentage |
| 1 | | 440 | <div><div></div></div> 1.5% |
| 2 | | 29380 | <div><div></div></div> 98.5% |
| Q46 | | 1 | <div><div></div></div> 0.0% |





























Warning: these figures indicate the number of cases found in the data file. They cannot be interpreted as summary statistics of the population of interest.

V22: V22

| Information | | [Type= discrete] [Format=character] [Missing=*] | |
|--------------------|-------|---|-------------------|
| Statistics [NW/ W] | | [Valid=106 /-] [Invalid=0 /-] | |
| Value | Label | Cases | Percentage |
| 000000 | | 15 | <div></div> 14.2% |
| 000001 | | 5 | <div></div> 4.7% |
| 000200 | | 1 | <div></div> 0.9% |
| 000700 | | 1 | <div></div> 0.9% |
| 000800 | | 2 | <div></div> 1.9% |
| 001000 | | 1 | <div></div> 0.9% |
| 001500 | | 2 | <div></div> 1.9% |
| 002000 | | 2 | <div></div> 1.9% |
| 002800 | | 1 | <div></div> 0.9% |
| 003000 | | 4 | <div></div> 3.8% |
| 003800 | | 1 | <div></div> 0.9% |

File : Question 45 to 46

V22: V22

| Value | Label | Cases | Percentage |
|--------|-------|-------|--|
| 004000 | | 4 |  3.8% |
| 004500 | | 1 |  0.9% |
| 004800 | | 1 |  0.9% |
| 005000 | | 12 |  11.3% |
| 005050 | | 1 |  0.9% |
| 005200 | | 1 |  0.9% |
| 005300 | | 1 |  0.9% |
| 006000 | | 6 |  5.7% |
| 007000 | | 1 |  0.9% |
| 007200 | | 1 |  0.9% |
| 007500 | | 1 |  0.9% |
| 008000 | | 9 |  8.5% |
| 009000 | | 2 |  1.9% |
| 010000 | | 9 |  8.5% |
| 012000 | | 1 |  0.9% |
| 014000 | | 1 |  0.9% |
| 015000 | | 6 |  5.7% |
| 017000 | | 1 |  0.9% |
| 017250 | | 1 |  0.9% |
| 018000 | | 2 |  1.9% |
| 020000 | | 1 |  0.9% |
| 022500 | | 1 |  0.9% |
| 024000 | | 1 |  0.9% |
| 030000 | | 1 |  0.9% |
| 050000 | | 1 |  0.9% |
| 079000 | | 1 |  0.9% |
| 125000 | | 1 |  0.9% |
| 200000 | | 1 |  0.9% |
| Q46A1 | | 1 |  0.9% |

Warning: these figures indicate the number of cases found in the data file. They cannot be interpreted as summary statistics of the population of interest.

V23: V23

| Information | [Type= discrete] [Format=character] [Missing=*] | | |
|--------------------|---|-------|-------------------|
| Statistics [NW/ W] | [Valid=26 /-] [Invalid=0 /-] | | |
| Value | Label | Cases | Percentage |
| 000000 | | 20 | <div></div> 76.9% |
| 000004 | | 1 | <div></div> 3.8% |
| 000400 | | 1 | <div></div> 3.8% |
| 002500 | | 1 | <div></div> 3.8% |
| 002680 | | 1 | <div></div> 3.8% |
| 003500 | | 1 | <div></div> 3.8% |
| Q46A2 | | 1 | <div></div> 3.8% |

Warning: these figures indicate the number of cases found in the data file. They cannot be interpreted as summary statistics of the population of interest.

File : Question 45 to 46

V24: V24

Information [Type= discrete] [Format=character] [Missing=*]

Statistics [NW/ W] [Valid=28 /-] [Invalid=0 /-]

| Value | Label | Cases | Percentage |
|--------|-------|-------|------------|
| 000000 | | 19 | 67.9% |
| 000250 | | 1 | 3.6% |
| 000450 | | 1 | 3.6% |
| 000800 | | 1 | 3.6% |
| 000850 | | 1 | 3.6% |
| 001000 | | 1 | 3.6% |
| 002000 | | 1 | 3.6% |
| 003200 | | 1 | 3.6% |
| 007500 | | 1 | 3.6% |
| Q46A3 | | 1 | 3.6% |

Warning: these figures indicate the number of cases found in the data file. They cannot be interpreted as summary statistics of the population of interest.

V25: V25

Information [Type= discrete] [Format=character] [Missing=*]

Statistics [NW/ W] [Valid=353 /-] [Invalid=0 /-]

| Value | Label | Cases | Percentage |
|--------|-------|-------|------------|
| 000000 | | 2 | 0.6% |
| 000080 | | 1 | 0.3% |
| 000100 | | 1 | 0.3% |
| 000150 | | 1 | 0.3% |
| 000200 | | 5 | 1.4% |
| 000250 | | 2 | 0.6% |
| 000300 | | 6 | 1.7% |
| 000350 | | 4 | 1.1% |
| 000400 | | 21 | 5.9% |
| 000415 | | 1 | 0.3% |
| 000440 | | 1 | 0.3% |
| 000450 | | 3 | 0.8% |
| 000500 | | 27 | 7.6% |
| 000600 | | 38 | 10.8% |
| 000615 | | 1 | 0.3% |
| 000650 | | 3 | 0.8% |
| 000700 | | 29 | 8.2% |
| 000750 | | 8 | 2.3% |
| 000800 | | 67 | 19.0% |
| 000850 | | 2 | 0.6% |
| 000900 | | 23 | 6.5% |
| 001000 | | 81 | 22.9% |
| 001100 | | 2 | 0.6% |
| 001200 | | 11 | 3.1% |
| 001500 | | 5 | 1.4% |

File : Question 45 to 46

V25: V25

| Value | Label | Cases | Percentage |
|--------|-------|-------|------------|
| 002000 | | 2 | 0.6% |
| 002100 | | 1 | 0.3% |
| 002400 | | 1 | 0.3% |
| 003000 | | 1 | 0.3% |
| 007000 | | 1 | 0.3% |
| 010000 | | 1 | 0.3% |
| Q46B1 | | 1 | 0.3% |

Warning: these figures indicate the number of cases found in the data file. They cannot be interpreted as summary statistics of the population of interest.

V26: V26

| | |
|--------------------|---|
| Information | [Type= discrete] [Format=character] [Missing=*] |
| Statistics [NW/ W] | [Valid=352 /-] [Invalid=0 /-] |

| Value | Label | Cases | Percentage |
|-------|-------|-------|------------|
| 00 | | 2 | 0.6% |
| 01 | | 3 | 0.9% |
| 02 | | 7 | 2.0% |
| 03 | | 10 | 2.8% |
| 04 | | 29 | 8.2% |
| 05 | | 35 | 9.9% |
| 06 | | 15 | 4.3% |
| 07 | | 18 | 5.1% |
| 08 | | 43 | 12.2% |
| 09 | | 9 | 2.6% |
| 10 | | 71 | 20.2% |
| 11 | | 6 | 1.7% |
| 12 | | 43 | 12.2% |
| 13 | | 2 | 0.6% |
| 14 | | 4 | 1.1% |
| 15 | | 16 | 4.5% |
| 16 | | 7 | 2.0% |
| 17 | | 1 | 0.3% |
| 18 | | 1 | 0.3% |
| 20 | | 22 | 6.2% |
| 21 | | 1 | 0.3% |
| 22 | | 1 | 0.3% |
| 24 | | 1 | 0.3% |
| 25 | | 1 | 0.3% |
| 28 | | 1 | 0.3% |
| 29 | | 1 | 0.3% |
| 30 | | 1 | 0.3% |
| Q46B2 | | 1 | 0.3% |

Warning: these figures indicate the number of cases found in the data file. They cannot be interpreted as summary statistics of the population of interest.

File : Question 45 to 46

V27: V27

| | |
|---------------------------|---|
| Information | [Type= discrete] [Format=character] [Missing=*] |
| Statistics [NW/ W] | [Valid=352 /-] [Invalid=0 /-] |

| Value | Label | Cases | Percentage |
|--------|-------|-------|------------|
| 000000 | | 1 | 0.3% |
| 000010 | | 1 | 0.3% |
| 000600 | | 2 | 0.6% |
| 000800 | | 3 | 0.9% |
| 001200 | | 1 | 0.3% |
| 001300 | | 1 | 0.3% |
| 001600 | | 11 | 3.1% |
| 001750 | | 1 | 0.3% |
| 001800 | | 1 | 0.3% |
| 001950 | | 1 | 0.3% |
| 002000 | | 4 | 1.1% |
| 002100 | | 1 | 0.3% |
| 002250 | | 1 | 0.3% |
| 002400 | | 6 | 1.7% |
| 002800 | | 1 | 0.3% |
| 003000 | | 13 | 3.7% |
| 003200 | | 4 | 1.1% |
| 003500 | | 6 | 1.7% |
| 003600 | | 7 | 2.0% |
| 004000 | | 25 | 7.1% |
| 004200 | | 1 | 0.3% |
| 004250 | | 1 | 0.3% |
| 004400 | | 2 | 0.6% |
| 004500 | | 6 | 1.7% |
| 004800 | | 11 | 3.1% |
| 004900 | | 3 | 0.9% |
| 005000 | | 18 | 5.1% |
| 005250 | | 2 | 0.6% |
| 005400 | | 1 | 0.3% |
| 005600 | | 9 | 2.6% |
| 005850 | | 1 | 0.3% |
| 006000 | | 21 | 6.0% |
| 006300 | | 5 | 1.4% |
| 006400 | | 9 | 2.6% |
| 006600 | | 1 | 0.3% |
| 006640 | | 1 | 0.3% |
| 007000 | | 12 | 3.4% |
| 007200 | | 9 | 2.6% |
| 007500 | | 4 | 1.1% |
| 007700 | | 2 | 0.6% |
| 007800 | | 1 | 0.3% |

File : Question 45 to 46

V27: V27

| Value | Label | Cases | Percentage |
|--------|-------|-------|------------|
| 008000 | | 29 | 8.2% |
| 008400 | | 3 | 0.9% |
| 008500 | | 1 | 0.3% |
| 008800 | | 1 | 0.3% |
| 009000 | | 12 | 3.4% |
| 009600 | | 16 | 4.5% |
| 010000 | | 19 | 5.4% |
| 010500 | | 1 | 0.3% |
| 010800 | | 4 | 1.1% |
| 011000 | | 2 | 0.6% |
| 011200 | | 1 | 0.3% |
| 011250 | | 1 | 0.3% |
| 012000 | | 12 | 3.4% |
| 013000 | | 1 | 0.3% |
| 013200 | | 1 | 0.3% |
| 013500 | | 2 | 0.6% |
| 014000 | | 4 | 1.1% |
| 014400 | | 2 | 0.6% |
| 015000 | | 6 | 1.7% |
| 015375 | | 1 | 0.3% |
| 016000 | | 4 | 1.1% |
| 016800 | | 3 | 0.9% |
| 017000 | | 1 | 0.3% |
| 018000 | | 6 | 1.7% |
| 020000 | | 2 | 0.6% |
| 022000 | | 1 | 0.3% |
| 029000 | | 1 | 0.3% |
| 030000 | | 1 | 0.3% |
| 035000 | | 1 | 0.3% |
| 040000 | | 1 | 0.3% |
| Q46B3 | | 1 | 0.3% |

Warning: these figures indicate the number of cases found in the data file. They cannot be interpreted as summary statistics of the population of interest.

V28: V28

| Information | [Type= discrete] [Format=character] [Missing=*] | | |
|--------------------|---|-------|-------------------|
| Statistics [NW/ W] | [Valid=57 /-] [Invalid=0 /-] | | |
| Value | Label | Cases | Percentage |
| 000000 | | 15 | <div></div> 26.3% |
| 000150 | | 1 | <div></div> 1.8% |
| 000200 | | 1 | <div></div> 1.8% |
| 000250 | | 3 | <div></div> 5.3% |
| 000300 | | 3 | <div></div> 5.3% |
| 000400 | | 3 | <div></div> 5.3% |
| 000420 | | 1 | <div></div> 1.8% |

File : Question 45 to 46

V28: V28

| Value | Label | Cases | Percentage |
|--------|-------|-------|------------------------------|
| 000450 | | 2 | <div><div></div></div> 3.5% |
| 000500 | | 6 | <div><div></div></div> 10.5% |
| 000600 | | 2 | <div><div></div></div> 3.5% |
| 000700 | | 1 | <div><div></div></div> 1.8% |
| 000800 | | 1 | <div><div></div></div> 1.8% |
| 000875 | | 1 | <div><div></div></div> 1.8% |
| 001000 | | 5 | <div><div></div></div> 8.8% |
| 001200 | | 2 | <div><div></div></div> 3.5% |
| 001600 | | 1 | <div><div></div></div> 1.8% |
| 002000 | | 2 | <div><div></div></div> 3.5% |
| 002400 | | 1 | <div><div></div></div> 1.8% |
| 004380 | | 1 | <div><div></div></div> 1.8% |
| 005000 | | 1 | <div><div></div></div> 1.8% |
| 008400 | | 1 | <div><div></div></div> 1.8% |
| 009800 | | 1 | <div><div></div></div> 1.8% |
| 012000 | | 1 | <div><div></div></div> 1.8% |
| Q46B4 | | 1 | <div><div></div></div> 1.8% |

Warning: these figures indicate the number of cases found in the data file. They cannot be interpreted as summary statistics of the population of interest.

V29: V29

| Information | | [Type= discrete] [Format=character] [Missing=*] | |
|--------------------|-------|---|-----------------------------|
| Statistics [NW/ W] | | [Valid=1838 /-] [Invalid=0 /-] | |
| Value | Label | Cases | Percentage |
| 000000 | | 17 | <div><div></div></div> 0.9% |
| 000001 | | 63 | <div><div></div></div> 3.4% |
| 000100 | | 1 | <div><div></div></div> 0.1% |
| 000200 | | 4 | <div><div></div></div> 0.2% |
| 000300 | | 7 | <div><div></div></div> 0.4% |
| 000350 | | 1 | <div><div></div></div> 0.1% |
| 000400 | | 3 | <div><div></div></div> 0.2% |
| 000460 | | 1 | <div><div></div></div> 0.1% |
| 000500 | | 24 | <div><div></div></div> 1.3% |
| 000600 | | 8 | <div><div></div></div> 0.4% |
| 000700 | | 5 | <div><div></div></div> 0.3% |
| 000750 | | 2 | <div><div></div></div> 0.1% |
| 000800 | | 14 | <div><div></div></div> 0.8% |
| 000875 | | 1 | <div><div></div></div> 0.1% |
| 000900 | | 1 | <div><div></div></div> 0.1% |
| 001000 | | 80 | <div><div></div></div> 4.4% |
| 001100 | | 1 | <div><div></div></div> 0.1% |
| 001166 | | 1 | <div><div></div></div> 0.1% |
| 001200 | | 5 | <div><div></div></div> 0.3% |
| 001333 | | 1 | <div><div></div></div> 0.1% |
| 001400 | | 1 | <div><div></div></div> 0.1% |

File : Question 45 to 46

V29: V29

| Value | Label | Cases | Percentage |
|--------|-------|-------|------------|
| 001470 | | 1 | 0.1% |
| 001500 | | 29 | 1.6% |
| 001600 | | 2 | 0.1% |
| 001800 | | 2 | 0.1% |
| 002000 | | 132 | 7.2% |
| 002100 | | 2 | 0.1% |
| 002160 | | 1 | 0.1% |
| 002275 | | 1 | 0.1% |
| 002400 | | 3 | 0.2% |
| 002450 | | 1 | 0.1% |
| 002500 | | 34 | 1.8% |
| 002800 | | 1 | 0.1% |
| 002940 | | 1 | 0.1% |
| 003000 | | 137 | 7.5% |
| 003200 | | 5 | 0.3% |
| 003300 | | 1 | 0.1% |
| 003500 | | 26 | 1.4% |
| 003600 | | 4 | 0.2% |
| 003750 | | 3 | 0.2% |
| 004000 | | 106 | 5.8% |
| 004200 | | 2 | 0.1% |
| 004500 | | 21 | 1.1% |
| 004760 | | 1 | 0.1% |
| 004800 | | 5 | 0.3% |
| 005000 | | 207 | 11.3% |
| 005400 | | 1 | 0.1% |
| 005500 | | 1 | 0.1% |
| 005600 | | 3 | 0.2% |
| 005750 | | 1 | 0.1% |
| 005800 | | 2 | 0.1% |
| 006000 | | 108 | 5.9% |
| 006200 | | 1 | 0.1% |
| 006500 | | 6 | 0.3% |
| 006600 | | 2 | 0.1% |
| 006800 | | 1 | 0.1% |
| 006900 | | 1 | 0.1% |
| 007000 | | 43 | 2.3% |
| 007440 | | 1 | 0.1% |
| 007500 | | 14 | 0.8% |
| 007600 | | 1 | 0.1% |
| 007700 | | 1 | 0.1% |
| 007840 | | 1 | 0.1% |
| 008000 | | 109 | 5.9% |











File : Question 45 to 46

V29: V29

| Value | Label | Cases | Percentage |
|--------|-------|-------|------------|
| 008125 | | 1 | 0.1% |
| 008300 | | 1 | 0.1% |
| 008350 | | 1 | 0.1% |
| 008400 | | 1 | 0.1% |
| 008500 | | 3 | 0.2% |
| 009000 | | 23 | 1.3% |
| 009375 | | 1 | 0.1% |
| 009400 | | 1 | 0.1% |
| 009500 | | 1 | 0.1% |
| 009600 | | 1 | 0.1% |
| 009800 | | 1 | 0.1% |
| 010000 | | 170 | 9.2% |
| 010200 | | 1 | 0.1% |
| 010400 | | 1 | 0.1% |
| 010500 | | 1 | 0.1% |
| 011000 | | 5 | 0.3% |
| 011250 | | 1 | 0.1% |
| 011700 | | 1 | 0.1% |
| 012000 | | 54 | 2.9% |
| 012500 | | 2 | 0.1% |
| 013000 | | 1 | 0.1% |
| 014000 | | 4 | 0.2% |
| 014500 | | 1 | 0.1% |
| 015000 | | 91 | 5.0% |
| 015500 | | 1 | 0.1% |
| 016000 | | 9 | 0.5% |
| 016666 | | 1 | 0.1% |
| 016800 | | 1 | 0.1% |
| 017000 | | 6 | 0.3% |
| 018000 | | 17 | 0.9% |
| 018200 | | 1 | 0.1% |
| 019000 | | 1 | 0.1% |
| 020000 | | 59 | 3.2% |
| 021000 | | 2 | 0.1% |
| 021760 | | 1 | 0.1% |
| 022000 | | 2 | 0.1% |
| 023000 | | 1 | 0.1% |
| 024000 | | 1 | 0.1% |
| 025000 | | 29 | 1.6% |
| 028000 | | 2 | 0.1% |
| 030000 | | 22 | 1.2% |
| 035000 | | 6 | 0.3% |
| 036000 | | 1 | 0.1% |

File : Question 45 to 46

V29: V29

| Value | Label | Cases | Percentage |
|--------|-------|-------|--|
| 040000 | | 7 |  0.4% |
| 042000 | | 1 |  0.1% |
| 045000 | | 6 |  0.3% |
| 050000 | | 5 |  0.3% |
| 052000 | | 1 |  0.1% |
| 060000 | | 4 |  0.2% |
| 065000 | | 1 |  0.1% |
| 066000 | | 1 |  0.1% |
| 075000 | | 1 |  0.1% |
| 080000 | | 1 |  0.1% |
| 100000 | | 4 |  0.2% |
| 110000 | | 1 |  0.1% |
| 150000 | | 4 |  0.2% |
| 300000 | | 2 |  0.1% |
| 350035 | | 1 |  0.1% |
| Q46C1 | | 1 |  0.1% |

Warning: these figures indicate the number of cases found in the data file. They cannot be interpreted as summary statistics of the population of interest.

File : Question 47 to 50

REC_TYPE: REC_TYPE

Information [Type= discrete] [Format=numeric] [Range= 11-11] [Missing=*]

Statistics [NW/ W] [Valid=29101 /-] [Invalid=0 /-]

| Value | Label | Cases | Percentage |
|-------|-------|-------|------------|
| 11 | | 29101 | 100.0% |

Warning: these figures indicate the number of cases found in the data file. They cannot be interpreted as summary statistics of the population of interest.

YEAR: YEAR

Information [Type= discrete] [Format=numeric] [Range= 2013-2013] [Missing=*]

Statistics [NW/ W] [Valid=29101 /-] [Invalid=0 /-]

| Value | Label | Cases | Percentage |
|-------|-------|-------|------------|
| 2013 | | 29101 | 100.0% |

Warning: these figures indicate the number of cases found in the data file. They cannot be interpreted as summary statistics of the population of interest.

MONTH: MONTH

Information [Type= discrete] [Format=character] [Missing=*]

Statistics [NW/ W] [Valid=29101 /-] [Invalid=0 /-]

| Value | Label | Cases | Percentage |
|-------|-------|-------|------------|
| 01 | | 2501 | 8.6% |
| 02 | | 2495 | 8.6% |
| 03 | | 2351 | 8.1% |
| 04 | | 2462 | 8.5% |
| 05 | | 2402 | 8.3% |
| 06 | | 2495 | 8.6% |
| 07 | | 2428 | 8.3% |
| 08 | | 2487 | 8.5% |
| 09 | | 2379 | 8.2% |
| 10 | | 2378 | 8.2% |
| 11 | | 2276 | 7.8% |
| 12 | | 2447 | 8.4% |

Warning: these figures indicate the number of cases found in the data file. They cannot be interpreted as summary statistics of the population of interest.

SECTOR: SECTOR

Information [Type= discrete] [Format=numeric] [Range= 1-3] [Missing=*]

Statistics [NW/ W] [Valid=29101 /-] [Invalid=0 /-]

| Value | Label | Cases | Percentage |
|-------|-------|-------|------------|
| 1 | | 5342 | 18.4% |
| 2 | | 22823 | 78.4% |
| 3 | | 936 | 3.2% |

Warning: these figures indicate the number of cases found in the data file. They cannot be interpreted as summary statistics of the population of interest.

DISTRICT: DISTRICT

Information [Type= continuous] [Format=numeric] [Range= 11-92] [Missing=*]

Statistics [NW/ W] [Valid=29101 /-] [Invalid=0 /-] [Mean=40.564 /-] [StdDev=25.818 /-]

DS: DS

Information [Type= discrete] [Format=character] [Missing=*]

File : Question 47 to 50

DS: DS

Statistics [NW/ W] [Valid=29101 /-] [Invalid=0 /-]

| Value | Label | Cases | Percentage |
|-------|-------|-------|------------|
| 03 | | 2410 | 8.3% |
| 04 | | 14 | 0.0% |
| 05 | | 21 | 0.1% |
| 06 | | 2228 | 7.7% |
| 09 | | 2292 | 7.9% |
| 10 | | 123 | 0.4% |
| 11 | | 167 | 0.6% |
| 12 | | 2037 | 7.0% |
| 13 | | 8 | 0.0% |
| 15 | | 1936 | 6.7% |
| 16 | | 55 | 0.2% |
| 18 | | 1603 | 5.5% |
| 19 | | 29 | 0.1% |
| 20 | | 8 | 0.0% |
| 21 | | 1648 | 5.7% |
| 22 | | 35 | 0.1% |
| 24 | | 1573 | 5.4% |
| 25 | | 125 | 0.4% |
| 27 | | 1717 | 5.9% |
| 30 | | 1751 | 6.0% |
| 31 | | 272 | 0.9% |
| 33 | | 1697 | 5.8% |
| 34 | | 227 | 0.8% |
| 35 | | 29 | 0.1% |
| 36 | | 1519 | 5.2% |
| 37 | | 82 | 0.3% |
| 38 | | 113 | 0.4% |
| 39 | | 1207 | 4.1% |
| 40 | | 66 | 0.2% |
| 41 | | 75 | 0.3% |
| 42 | | 810 | 2.8% |
| 45 | | 563 | 1.9% |
| 48 | | 592 | 2.0% |
| 49 | | 75 | 0.3% |
| 51 | | 362 | 1.2% |
| 54 | | 386 | 1.3% |
| 57 | | 200 | 0.7% |
| 60 | | 125 | 0.4% |
| 63 | | 136 | 0.5% |
| 66 | | 70 | 0.2% |
| 69 | | 92 | 0.3% |
| 72 | | 118 | 0.4% |

File : Question 47 to 50

DS: DS

| Value | Label | Cases | Percentage |
|-------|-------|-------|------------|
| 75 | | 111 | 0.4% |
| 78 | | 156 | 0.5% |
| 81 | | 69 | 0.2% |
| 84 | | 79 | 0.3% |
| 87 | | 90 | 0.3% |

Warning: these figures indicate the number of cases found in the data file. They cannot be interpreted as summary statistics of the population of interest.

PSU: PSU

| | |
|--------------------|---|
| Information | [Type= discrete] [Format=character] [Missing=*] |
| Statistics [NW/ W] | [Valid=29101 /-] [Invalid=0 /-] |

| Value | Label | Cases | Percentage |
|-------|-------|-------|------------|
| 001 | | 280 | 1.0% |
| 002 | | 283 | 1.0% |
| 003 | | 283 | 1.0% |
| 004 | | 266 | 0.9% |
| 005 | | 319 | 1.1% |
| 006 | | 318 | 1.1% |
| 007 | | 294 | 1.0% |
| 008 | | 331 | 1.1% |
| 009 | | 327 | 1.1% |
| 010 | | 277 | 1.0% |
| 011 | | 325 | 1.1% |
| 012 | | 289 | 1.0% |
| 013 | | 316 | 1.1% |
| 014 | | 272 | 0.9% |
| 015 | | 274 | 0.9% |
| 016 | | 280 | 1.0% |
| 017 | | 297 | 1.0% |
| 018 | | 286 | 1.0% |
| 019 | | 306 | 1.1% |
| 020 | | 277 | 1.0% |
| 021 | | 253 | 0.9% |
| 022 | | 298 | 1.0% |
| 023 | | 295 | 1.0% |
| 024 | | 310 | 1.1% |
| 025 | | 319 | 1.1% |
| 026 | | 277 | 1.0% |
| 027 | | 310 | 1.1% |
| 028 | | 286 | 1.0% |
| 029 | | 303 | 1.0% |
| 030 | | 290 | 1.0% |
| 031 | | 294 | 1.0% |
| 032 | | 270 | 0.9% |
| 033 | | 280 | 1.0% |

File : Question 47 to 50

PSU: PSU

| Value | Label | Cases | Percentage |
|-------|-------|-------|------------|
| 034 | | 295 | 1.0% |
| 035 | | 312 | 1.1% |
| 036 | | 290 | 1.0% |
| 037 | | 216 | 0.7% |
| 038 | | 232 | 0.8% |
| 039 | | 246 | 0.8% |
| 040 | | 248 | 0.9% |
| 041 | | 249 | 0.9% |
| 042 | | 234 | 0.8% |
| 043 | | 232 | 0.8% |
| 044 | | 234 | 0.8% |
| 045 | | 241 | 0.8% |
| 046 | | 263 | 0.9% |
| 047 | | 214 | 0.7% |
| 048 | | 224 | 0.8% |
| 049 | | 238 | 0.8% |
| 050 | | 207 | 0.7% |
| 051 | | 206 | 0.7% |
| 052 | | 173 | 0.6% |
| 053 | | 203 | 0.7% |
| 054 | | 205 | 0.7% |
| 055 | | 214 | 0.7% |
| 056 | | 198 | 0.7% |
| 057 | | 215 | 0.7% |
| 058 | | 190 | 0.7% |
| 059 | | 195 | 0.7% |
| 060 | | 208 | 0.7% |
| 061 | | 161 | 0.6% |
| 062 | | 188 | 0.6% |
| 063 | | 162 | 0.6% |
| 064 | | 179 | 0.6% |
| 065 | | 181 | 0.6% |
| 066 | | 194 | 0.7% |
| 067 | | 193 | 0.7% |
| 068 | | 150 | 0.5% |
| 069 | | 152 | 0.5% |
| 070 | | 173 | 0.6% |
| 071 | | 123 | 0.4% |
| 072 | | 174 | 0.6% |
| 073 | | 151 | 0.5% |
| 074 | | 115 | 0.4% |
| 075 | | 146 | 0.5% |
| 076 | | 163 | 0.6% |

File : Question 47 to 50

PSU: PSU

| Value | Label | Cases | Percentage |
|-------|-------|-------|------------|
| 077 | | 165 | 0.6% |
| 078 | | 143 | 0.5% |
| 079 | | 189 | 0.6% |
| 080 | | 168 | 0.6% |
| 081 | | 175 | 0.6% |
| 082 | | 130 | 0.4% |
| 083 | | 165 | 0.6% |
| 084 | | 136 | 0.5% |
| 085 | | 151 | 0.5% |
| 086 | | 136 | 0.5% |
| 087 | | 152 | 0.5% |
| 088 | | 149 | 0.5% |
| 089 | | 145 | 0.5% |
| 090 | | 126 | 0.4% |
| 091 | | 114 | 0.4% |
| 092 | | 109 | 0.4% |
| 093 | | 111 | 0.4% |
| 094 | | 134 | 0.5% |
| 095 | | 140 | 0.5% |
| 096 | | 129 | 0.4% |
| 097 | | 129 | 0.4% |
| 098 | | 125 | 0.4% |
| 099 | | 155 | 0.5% |
| 100 | | 136 | 0.5% |
| 101 | | 121 | 0.4% |
| 102 | | 101 | 0.3% |
| 103 | | 99 | 0.3% |
| 104 | | 91 | 0.3% |
| 105 | | 117 | 0.4% |
| 106 | | 115 | 0.4% |
| 107 | | 111 | 0.4% |
| 108 | | 82 | 0.3% |
| 109 | | 93 | 0.3% |
| 110 | | 120 | 0.4% |
| 111 | | 95 | 0.3% |
| 112 | | 85 | 0.3% |
| 113 | | 86 | 0.3% |
| 114 | | 102 | 0.4% |
| 115 | | 86 | 0.3% |
| 116 | | 104 | 0.4% |
| 117 | | 115 | 0.4% |
| 118 | | 98 | 0.3% |
| 119 | | 80 | 0.3% |

File : Question 47 to 50

PSU: PSU

| Value | Label | Cases | Percentage |
|-------|-------|-------|------------------|
| 120 | | 89 | <div></div> 0.3% |
| 121 | | 70 | <div></div> 0.2% |
| 122 | | 68 | <div></div> 0.2% |
| 123 | | 75 | <div></div> 0.3% |
| 124 | | 71 | <div></div> 0.2% |
| 125 | | 67 | <div></div> 0.2% |
| 126 | | 63 | <div></div> 0.2% |
| 127 | | 68 | <div></div> 0.2% |
| 128 | | 61 | <div></div> 0.2% |
| 129 | | 50 | <div></div> 0.2% |
| 130 | | 92 | <div></div> 0.3% |
| 131 | | 52 | <div></div> 0.2% |
| 132 | | 56 | <div></div> 0.2% |
| 133 | | 38 | <div></div> 0.1% |
| 134 | | 44 | <div></div> 0.2% |
| 135 | | 49 | <div></div> 0.2% |
| 136 | | 55 | <div></div> 0.2% |
| 137 | | 48 | <div></div> 0.2% |
| 138 | | 48 | <div></div> 0.2% |
| 139 | | 37 | <div></div> 0.1% |
| 140 | | 32 | <div></div> 0.1% |
| 141 | | 47 | <div></div> 0.2% |
| 142 | | 42 | <div></div> 0.1% |
| 143 | | 55 | <div></div> 0.2% |
| 144 | | 57 | <div></div> 0.2% |
| 145 | | 48 | <div></div> 0.2% |
| 146 | | 36 | <div></div> 0.1% |
| 147 | | 45 | <div></div> 0.2% |
| 148 | | 41 | <div></div> 0.1% |
| 149 | | 38 | <div></div> 0.1% |
| 150 | | 48 | <div></div> 0.2% |
| 151 | | 51 | <div></div> 0.2% |
| 152 | | 62 | <div></div> 0.2% |
| 153 | | 55 | <div></div> 0.2% |
| 154 | | 42 | <div></div> 0.1% |
| 155 | | 31 | <div></div> 0.1% |
| 156 | | 44 | <div></div> 0.2% |
| 157 | | 43 | <div></div> 0.1% |
| 158 | | 45 | <div></div> 0.2% |
| 159 | | 31 | <div></div> 0.1% |
| 160 | | 35 | <div></div> 0.1% |
| 161 | | 45 | <div></div> 0.2% |
| 162 | | 63 | <div></div> 0.2% |

File : Question 47 to 50

PSU: PSU

| Value | Label | Cases | Percentage |
|-------|-------|-------|------------------|
| 163 | | 40 | <div></div> 0.1% |
| 164 | | 50 | <div></div> 0.2% |
| 165 | | 48 | <div></div> 0.2% |
| 166 | | 47 | <div></div> 0.2% |
| 167 | | 52 | <div></div> 0.2% |
| 168 | | 53 | <div></div> 0.2% |
| 169 | | 58 | <div></div> 0.2% |
| 170 | | 52 | <div></div> 0.2% |
| 171 | | 33 | <div></div> 0.1% |
| 172 | | 51 | <div></div> 0.2% |
| 173 | | 63 | <div></div> 0.2% |
| 174 | | 52 | <div></div> 0.2% |
| 175 | | 43 | <div></div> 0.1% |
| 176 | | 48 | <div></div> 0.2% |
| 177 | | 39 | <div></div> 0.1% |
| 178 | | 42 | <div></div> 0.1% |
| 179 | | 38 | <div></div> 0.1% |
| 180 | | 61 | <div></div> 0.2% |
| 181 | | 49 | <div></div> 0.2% |
| 182 | | 39 | <div></div> 0.1% |
| 183 | | 42 | <div></div> 0.1% |
| 184 | | 34 | <div></div> 0.1% |
| 185 | | 44 | <div></div> 0.2% |
| 186 | | 38 | <div></div> 0.1% |
| 187 | | 42 | <div></div> 0.1% |
| 188 | | 55 | <div></div> 0.2% |
| 189 | | 52 | <div></div> 0.2% |
| 190 | | 44 | <div></div> 0.2% |
| 191 | | 39 | <div></div> 0.1% |
| 192 | | 45 | <div></div> 0.2% |
| 193 | | 53 | <div></div> 0.2% |
| 194 | | 30 | <div></div> 0.1% |
| 195 | | 38 | <div></div> 0.1% |
| 196 | | 52 | <div></div> 0.2% |
| 197 | | 44 | <div></div> 0.2% |
| 198 | | 58 | <div></div> 0.2% |
| 199 | | 39 | <div></div> 0.1% |
| 200 | | 60 | <div></div> 0.2% |
| 201 | | 43 | <div></div> 0.1% |
| 202 | | 48 | <div></div> 0.2% |
| 203 | | 40 | <div></div> 0.1% |
| 204 | | 46 | <div></div> 0.2% |
| 205 | | 48 | <div></div> 0.2% |

File : Question 47 to 50

PSU: PSU

| Value | Label | Cases | Percentage |
|-------|-------|-------|------------|
| 206 | | 62 | 0.2% |
| 207 | | 46 | 0.2% |
| 208 | | 42 | 0.1% |
| 209 | | 45 | 0.2% |
| 210 | | 52 | 0.2% |
| 211 | | 43 | 0.1% |
| 212 | | 28 | 0.1% |
| 213 | | 40 | 0.1% |
| 214 | | 26 | 0.1% |
| 215 | | 42 | 0.1% |
| 216 | | 25 | 0.1% |
| 217 | | 8 | 0.0% |
| 218 | | 25 | 0.1% |
| 219 | | 19 | 0.1% |
| 220 | | 10 | 0.0% |
| 221 | | 24 | 0.1% |
| 222 | | 25 | 0.1% |
| 223 | | 15 | 0.1% |
| 224 | | 33 | 0.1% |
| 225 | | 31 | 0.1% |
| 226 | | 30 | 0.1% |
| 227 | | 24 | 0.1% |
| 228 | | 11 | 0.0% |
| 229 | | 11 | 0.0% |
| 230 | | 10 | 0.0% |
| 231 | | 14 | 0.0% |
| 232 | | 15 | 0.1% |
| 233 | | 13 | 0.0% |
| 234 | | 14 | 0.0% |
| 235 | | 12 | 0.0% |
| 236 | | 15 | 0.1% |
| 237 | | 12 | 0.0% |
| 238 | | 11 | 0.0% |
| 239 | | 19 | 0.1% |
| 240 | | 9 | 0.0% |
| 241 | | 7 | 0.0% |
| 242 | | 14 | 0.0% |
| 243 | | 11 | 0.0% |
| 244 | | 10 | 0.0% |
| 245 | | 13 | 0.0% |
| 246 | | 12 | 0.0% |
| 247 | | 10 | 0.0% |
| 248 | | 9 | 0.0% |

File : Question 47 to 50

PSU: PSU

| Value | Label | Cases | Percentage |
|-------|-------|-------|------------------|
| 249 | | 9 | <div></div> 0.0% |
| 250 | | 11 | <div></div> 0.0% |
| 252 | | 18 | <div></div> 0.1% |
| 253 | | 15 | <div></div> 0.1% |
| 254 | | 16 | <div></div> 0.1% |
| 255 | | 12 | <div></div> 0.0% |
| 256 | | 16 | <div></div> 0.1% |
| 257 | | 16 | <div></div> 0.1% |
| 258 | | 16 | <div></div> 0.1% |
| 259 | | 11 | <div></div> 0.0% |

Warning: these figures indicate the number of cases found in the data file. They cannot be interpreted as summary statistics of the population of interest.

HUNO: HUNO

| | |
|---------------------------|---|
| Information | [Type= discrete] [Format=character] [Missing=*] |
| Statistics [NW/ W] | [Valid=29101 /-] [Invalid=0 /-] |

| Value | Label | Cases | Percentage |
|-------|-------|-------|-------------------|
| 01 | | 2961 | <div></div> 10.2% |
| 02 | | 2923 | <div></div> 10.0% |
| 03 | | 2936 | <div></div> 10.1% |
| 04 | | 2880 | <div></div> 9.9% |
| 05 | | 2955 | <div></div> 10.2% |
| 06 | | 2922 | <div></div> 10.0% |
| 07 | | 2999 | <div></div> 10.3% |
| 08 | | 2930 | <div></div> 10.1% |
| 09 | | 2839 | <div></div> 9.8% |
| 10 | | 2756 | <div></div> 9.5% |

Warning: these figures indicate the number of cases found in the data file. They cannot be interpreted as summary statistics of the population of interest.

HHNO: HHNO

| | |
|---------------------------|--|
| Information | [Type= discrete] [Format=numeric] [Range= 1-4] [Missing=*] |
| Statistics [NW/ W] | [Valid=29101 /-] [Invalid=0 /-] |

| Value | Label | Cases | Percentage |
|-------|-------|-------|-------------------|
| 1 | | 29006 | <div></div> 99.7% |
| 2 | | 88 | <div></div> 0.3% |
| 3 | | 2 | <div></div> 0.0% |
| 4 | | 5 | <div></div> 0.0% |

Warning: these figures indicate the number of cases found in the data file. They cannot be interpreted as summary statistics of the population of interest.

HHSENO: HHSENO

| | |
|---------------------------|---|
| Information | [Type= discrete] [Format=character] [Missing=*] |
| Statistics [NW/ W] | [Valid=29101 /-] [Invalid=0 /-] |

| Value | Label | Cases | Percentage |
|-------|-------|-------|------------------|
| 001 | | 401 | <div></div> 1.4% |
| 002 | | 379 | <div></div> 1.3% |

File : Question 47 to 50

HHSERNO: HHSERNO

| Value | Label | Cases | Percentage |
|-------|-------|-------|------------|
| 003 | | 392 | 1.3% |
| 004 | | 393 | 1.4% |
| 005 | | 402 | 1.4% |
| 006 | | 351 | 1.2% |
| 007 | | 398 | 1.4% |
| 008 | | 369 | 1.3% |
| 009 | | 393 | 1.4% |
| 010 | | 365 | 1.3% |
| 011 | | 375 | 1.3% |
| 012 | | 379 | 1.3% |
| 013 | | 372 | 1.3% |
| 014 | | 332 | 1.1% |
| 015 | | 367 | 1.3% |
| 016 | | 364 | 1.3% |
| 017 | | 374 | 1.3% |
| 018 | | 381 | 1.3% |
| 019 | | 385 | 1.3% |
| 020 | | 317 | 1.1% |
| 021 | | 332 | 1.1% |
| 022 | | 341 | 1.2% |
| 023 | | 330 | 1.1% |
| 024 | | 351 | 1.2% |
| 025 | | 328 | 1.1% |
| 026 | | 336 | 1.2% |
| 027 | | 361 | 1.2% |
| 028 | | 321 | 1.1% |
| 029 | | 323 | 1.1% |
| 030 | | 340 | 1.2% |
| 031 | | 284 | 1.0% |
| 032 | | 272 | 0.9% |
| 033 | | 301 | 1.0% |
| 034 | | 275 | 0.9% |
| 035 | | 283 | 1.0% |
| 036 | | 286 | 1.0% |
| 037 | | 286 | 1.0% |
| 038 | | 289 | 1.0% |
| 039 | | 256 | 0.9% |
| 040 | | 247 | 0.8% |
| 041 | | 264 | 0.9% |
| 042 | | 252 | 0.9% |
| 043 | | 265 | 0.9% |
| 044 | | 247 | 0.8% |
| 045 | | 270 | 0.9% |

File : Question 47 to 50

HHSERNO: HHSERNO

| Value | Label | Cases | Percentage |
|-------|-------|-------|------------|
| 046 | | 240 | 0.8% |
| 047 | | 258 | 0.9% |
| 048 | | 272 | 0.9% |
| 049 | | 273 | 0.9% |
| 050 | | 251 | 0.9% |
| 051 | | 210 | 0.7% |
| 052 | | 189 | 0.6% |
| 053 | | 184 | 0.6% |
| 054 | | 210 | 0.7% |
| 055 | | 181 | 0.6% |
| 056 | | 191 | 0.7% |
| 057 | | 201 | 0.7% |
| 058 | | 186 | 0.6% |
| 059 | | 180 | 0.6% |
| 060 | | 194 | 0.7% |
| 061 | | 173 | 0.6% |
| 062 | | 166 | 0.6% |
| 063 | | 154 | 0.5% |
| 064 | | 166 | 0.6% |
| 065 | | 178 | 0.6% |
| 066 | | 157 | 0.5% |
| 067 | | 170 | 0.6% |
| 068 | | 161 | 0.6% |
| 069 | | 136 | 0.5% |
| 070 | | 169 | 0.6% |
| 071 | | 135 | 0.5% |
| 072 | | 136 | 0.5% |
| 073 | | 132 | 0.5% |
| 074 | | 141 | 0.5% |
| 075 | | 137 | 0.5% |
| 076 | | 161 | 0.6% |
| 077 | | 164 | 0.6% |
| 078 | | 164 | 0.6% |
| 079 | | 151 | 0.5% |
| 080 | | 150 | 0.5% |
| 081 | | 124 | 0.4% |
| 082 | | 116 | 0.4% |
| 083 | | 140 | 0.5% |
| 084 | | 127 | 0.4% |
| 085 | | 133 | 0.5% |
| 086 | | 146 | 0.5% |
| 087 | | 117 | 0.4% |
| 088 | | 126 | 0.4% |

File : Question 47 to 50

HHSERNO: HHSERNO

| Value | Label | Cases | Percentage |
|-------|-------|-------|------------|
| 089 | | 139 | 0.5% |
| 090 | | 135 | 0.5% |
| 091 | | 116 | 0.4% |
| 092 | | 139 | 0.5% |
| 093 | | 108 | 0.4% |
| 094 | | 128 | 0.4% |
| 095 | | 118 | 0.4% |
| 096 | | 126 | 0.4% |
| 097 | | 104 | 0.4% |
| 098 | | 107 | 0.4% |
| 099 | | 110 | 0.4% |
| 100 | | 107 | 0.4% |
| 101 | | 79 | 0.3% |
| 102 | | 70 | 0.2% |
| 103 | | 73 | 0.3% |
| 104 | | 72 | 0.2% |
| 105 | | 68 | 0.2% |
| 106 | | 67 | 0.2% |
| 107 | | 67 | 0.2% |
| 108 | | 65 | 0.2% |
| 109 | | 60 | 0.2% |
| 110 | | 67 | 0.2% |
| 111 | | 47 | 0.2% |
| 112 | | 49 | 0.2% |
| 113 | | 57 | 0.2% |
| 114 | | 56 | 0.2% |
| 115 | | 64 | 0.2% |
| 116 | | 56 | 0.2% |
| 117 | | 53 | 0.2% |
| 118 | | 51 | 0.2% |
| 119 | | 58 | 0.2% |
| 120 | | 50 | 0.2% |
| 121 | | 48 | 0.2% |
| 122 | | 63 | 0.2% |
| 123 | | 53 | 0.2% |
| 124 | | 68 | 0.2% |
| 125 | | 66 | 0.2% |
| 126 | | 53 | 0.2% |
| 127 | | 57 | 0.2% |
| 128 | | 69 | 0.2% |
| 129 | | 59 | 0.2% |
| 130 | | 53 | 0.2% |
| 131 | | 64 | 0.2% |

File : Question 47 to 50

HHSERNO: HHSERNO

| Value | Label | Cases | Percentage |
|-------|-------|-------|------------------|
| 132 | | 60 | <div></div> 0.2% |
| 133 | | 61 | <div></div> 0.2% |
| 134 | | 65 | <div></div> 0.2% |
| 135 | | 66 | <div></div> 0.2% |
| 136 | | 48 | <div></div> 0.2% |
| 137 | | 47 | <div></div> 0.2% |
| 138 | | 64 | <div></div> 0.2% |
| 139 | | 57 | <div></div> 0.2% |
| 140 | | 44 | <div></div> 0.2% |
| 141 | | 48 | <div></div> 0.2% |
| 142 | | 56 | <div></div> 0.2% |
| 143 | | 52 | <div></div> 0.2% |
| 144 | | 53 | <div></div> 0.2% |
| 145 | | 68 | <div></div> 0.2% |
| 146 | | 56 | <div></div> 0.2% |
| 147 | | 57 | <div></div> 0.2% |
| 148 | | 51 | <div></div> 0.2% |
| 149 | | 63 | <div></div> 0.2% |
| 150 | | 53 | <div></div> 0.2% |
| 151 | | 62 | <div></div> 0.2% |
| 152 | | 64 | <div></div> 0.2% |
| 153 | | 57 | <div></div> 0.2% |
| 154 | | 60 | <div></div> 0.2% |
| 155 | | 74 | <div></div> 0.3% |
| 156 | | 55 | <div></div> 0.2% |
| 157 | | 58 | <div></div> 0.2% |
| 158 | | 54 | <div></div> 0.2% |
| 159 | | 63 | <div></div> 0.2% |
| 160 | | 56 | <div></div> 0.2% |
| 161 | | 61 | <div></div> 0.2% |
| 162 | | 72 | <div></div> 0.2% |
| 163 | | 54 | <div></div> 0.2% |
| 164 | | 60 | <div></div> 0.2% |
| 165 | | 46 | <div></div> 0.2% |
| 166 | | 56 | <div></div> 0.2% |
| 167 | | 68 | <div></div> 0.2% |
| 168 | | 65 | <div></div> 0.2% |
| 169 | | 57 | <div></div> 0.2% |
| 170 | | 56 | <div></div> 0.2% |
| 171 | | 60 | <div></div> 0.2% |
| 172 | | 51 | <div></div> 0.2% |
| 173 | | 65 | <div></div> 0.2% |
| 174 | | 52 | <div></div> 0.2% |

File : Question 47 to 50

HHSERNO: HHSERNO

| Value | Label | Cases | Percentage |
|-------|-------|-------|------------------|
| 175 | | 59 | <div></div> 0.2% |
| 176 | | 51 | <div></div> 0.2% |
| 177 | | 49 | <div></div> 0.2% |
| 178 | | 69 | <div></div> 0.2% |
| 179 | | 41 | <div></div> 0.1% |
| 180 | | 36 | <div></div> 0.1% |
| 181 | | 43 | <div></div> 0.1% |
| 182 | | 41 | <div></div> 0.1% |
| 183 | | 26 | <div></div> 0.1% |
| 184 | | 25 | <div></div> 0.1% |
| 185 | | 32 | <div></div> 0.1% |
| 186 | | 37 | <div></div> 0.1% |
| 187 | | 40 | <div></div> 0.1% |
| 188 | | 30 | <div></div> 0.1% |
| 189 | | 27 | <div></div> 0.1% |
| 190 | | 28 | <div></div> 0.1% |
| 191 | | 16 | <div></div> 0.1% |
| 192 | | 18 | <div></div> 0.1% |
| 193 | | 11 | <div></div> 0.0% |
| 194 | | 17 | <div></div> 0.1% |
| 195 | | 20 | <div></div> 0.1% |
| 196 | | 19 | <div></div> 0.1% |
| 197 | | 17 | <div></div> 0.1% |
| 198 | | 23 | <div></div> 0.1% |
| 199 | | 14 | <div></div> 0.0% |
| 200 | | 19 | <div></div> 0.1% |
| 201 | | 17 | <div></div> 0.1% |
| 202 | | 11 | <div></div> 0.0% |
| 203 | | 12 | <div></div> 0.0% |
| 204 | | 12 | <div></div> 0.0% |
| 205 | | 18 | <div></div> 0.1% |
| 206 | | 14 | <div></div> 0.0% |
| 207 | | 10 | <div></div> 0.0% |
| 208 | | 12 | <div></div> 0.0% |
| 209 | | 17 | <div></div> 0.1% |
| 210 | | 10 | <div></div> 0.0% |
| 211 | | 11 | <div></div> 0.0% |
| 212 | | 10 | <div></div> 0.0% |
| 213 | | 7 | <div></div> 0.0% |
| 214 | | 3 | <div></div> 0.0% |
| 215 | | 9 | <div></div> 0.0% |
| 216 | | 6 | <div></div> 0.0% |
| 217 | | 3 | <div></div> 0.0% |

File : Question 47 to 50

HHSERNO: HHSERNO

| Value | Label | Cases | Percentage |
|-------|-------|-------|------------|
| 218 | | 6 | 0.0% |
| 219 | | 3 | 0.0% |
| 220 | | 2 | 0.0% |
| 221 | | 4 | 0.0% |
| 222 | | 1 | 0.0% |
| 273 | | 2 | 0.0% |

Warning: these figures indicate the number of cases found in the data file. They cannot be interpreted as summary statistics of the population of interest.

Q47SERNO: Q47SERNO

| | |
|--------------------|---|
| Information | [Type= discrete] [Format=character] [Missing=*] |
| Statistics [NW/ W] | [Valid=29095 /-] [Invalid=0 /-] |

| Value | Label | Cases | Percentage |
|-------|-------|-------|------------|
| 01 | | 6065 | 20.8% |
| 02 | | 10802 | 37.1% |
| 03 | | 5638 | 19.4% |
| 04 | | 3614 | 12.4% |
| 05 | | 1769 | 6.1% |
| 06 | | 782 | 2.7% |
| 07 | | 264 | 0.9% |
| 08 | | 91 | 0.3% |
| 09 | | 45 | 0.2% |
| 10 | | 16 | 0.1% |
| 11 | | 5 | 0.0% |
| 12 | | 2 | 0.0% |
| 13 | | 1 | 0.0% |
| 14 | | 1 | 0.0% |

Warning: these figures indicate the number of cases found in the data file. They cannot be interpreted as summary statistics of the population of interest.

Q47: Q47

| | |
|--------------------|--|
| Information | [Type= discrete] [Format=numeric] [Range= 1-3] [Missing=*] |
| Statistics [NW/ W] | [Valid=29093 /-] [Invalid=8 /-] |

| Value | Label | Cases | Percentage |
|---------|-------|-------|------------|
| 1 | | 2692 | 9.3% |
| 2 | | 26349 | 90.6% |
| 3 | | 52 | 0.2% |
| Sysmiss | | 8 | |

Warning: these figures indicate the number of cases found in the data file. They cannot be interpreted as summary statistics of the population of interest.

Q48: Q48

| | |
|--------------------|--|
| Information | [Type= discrete] [Format=numeric] [Range= 1-2] [Missing=*] |
| Statistics [NW/ W] | [Valid=2692 /-] [Invalid=26409 /-] |

| Value | Label | Cases | Percentage |
|-------|-------|-------|------------|
| 1 | | 1430 | 53.1% |
| 2 | | 1262 | 46.9% |

File : Question 47 to 50

Q48: Q48

| Value | Label | Cases | Percentage |
|---------|-------|-------|------------|
| Sysmiss | | 26409 | |

Warning: these figures indicate the number of cases found in the data file. They cannot be interpreted as summary statistics of the population of interest.

Q49A: Q49A

| | |
|---------------------------|--|
| Information | [Type= discrete] [Format=numeric] [Range= 1-9] [Missing=*] |
| Statistics [NW/ W] | [Valid=1430 /-] [Invalid=27671 /-] |

| Value | Label | Cases | Percentage |
|---------|-------|-------|------------|
| 1 | | 187 | 13.1% |
| 2 | | 249 | 17.4% |
| 3 | | 288 | 20.1% |
| 4 | | 498 | 34.8% |
| 5 | | 150 | 10.5% |
| 9 | | 58 | 4.1% |
| Sysmiss | | 27671 | |

Warning: these figures indicate the number of cases found in the data file. They cannot be interpreted as summary statistics of the population of interest.

Q49B: Q49B

| | |
|---------------------------|--|
| Information | [Type= discrete] [Format=numeric] [Range= 0-9] [Missing=*] |
| Statistics [NW/ W] | [Valid=459 /-] [Invalid=28642 /-] |

| Value | Label | Cases | Percentage |
|---------|-------|-------|------------|
| 0 | | 1 | 0.2% |
| 1 | | 2 | 0.4% |
| 2 | | 55 | 12.0% |
| 3 | | 195 | 42.5% |
| 4 | | 184 | 40.1% |
| 5 | | 20 | 4.4% |
| 9 | | 2 | 0.4% |
| Sysmiss | | 28642 | |

Warning: these figures indicate the number of cases found in the data file. They cannot be interpreted as summary statistics of the population of interest.

Q49C: Q49C

| | |
|---------------------------|--|
| Information | [Type= discrete] [Format=numeric] [Range= 3-9] [Missing=*] |
| Statistics [NW/ W] | [Valid=228 /-] [Invalid=28873 /-] |

| Value | Label | Cases | Percentage |
|---------|-------|-------|------------|
| 3 | | 30 | 13.2% |
| 4 | | 158 | 69.3% |
| 5 | | 34 | 14.9% |
| 9 | | 6 | 2.6% |
| Sysmiss | | 28873 | |









Warning: these figures indicate the number of cases found in the data file. They cannot be interpreted as summary statistics of the population of interest.

Q50: Q50

| | |
|---------------------------|--|
| Information | [Type= discrete] [Format=numeric] [Range= 1-9] [Missing=*] |
| Statistics [NW/ W] | [Valid=1262 /-] [Invalid=27839 /-] |

File : Question 47 to 50

Q50: Q50

| Value | Label | Cases | Percentage |
|---------|-------|-------|---|
| 1 | | 58 |  4.6% |
| 2 | | 148 |  11.7% |
| 3 | | 212 |  16.8% |
| 4 | | 116 |  9.2% |
| 5 | | 125 |  9.9% |
| 6 | | 301 |  23.9% |
| 7 | | 112 |  8.9% |
| 9 | | 190 |  15.1% |
| Sysmiss | | 27839 | |

Warning: these figures indicate the number of cases found in the data file. They cannot be interpreted as summary statistics of the population of interest.

File : Question 51 to 56

REC_TYPE: REC_TYPE

Information [Type= discrete] [Format=numeric] [Range= 12-12] [Missing=*]

Statistics [NW/ W] [Valid=27897 /-] [Invalid=0 /-]

| Value | Label | Cases | Percentage |
|-------|-------|-------|------------|
| 12 | | 27897 | 100.0% |

Warning: these figures indicate the number of cases found in the data file. They cannot be interpreted as summary statistics of the population of interest.

YEAR: YEAR

Information [Type= discrete] [Format=numeric] [Range= 2013-2013] [Missing=*]

Statistics [NW/ W] [Valid=27897 /-] [Invalid=0 /-]

| Value | Label | Cases | Percentage |
|-------|-------|-------|------------|
| 2013 | | 27897 | 100.0% |

Warning: these figures indicate the number of cases found in the data file. They cannot be interpreted as summary statistics of the population of interest.

MONTH: MONTH

Information [Type= discrete] [Format=character] [Missing=*]

Statistics [NW/ W] [Valid=27897 /-] [Invalid=0 /-]

| Value | Label | Cases | Percentage |
|-------|-------|-------|------------|
| 01 | | 2363 | 8.5% |
| 02 | | 2387 | 8.6% |
| 03 | | 2258 | 8.1% |
| 04 | | 2372 | 8.5% |
| 05 | | 2303 | 8.3% |
| 06 | | 2394 | 8.6% |
| 07 | | 2321 | 8.3% |
| 08 | | 2372 | 8.5% |
| 09 | | 2286 | 8.2% |
| 10 | | 2278 | 8.2% |
| 11 | | 2186 | 7.8% |
| 12 | | 2377 | 8.5% |

Warning: these figures indicate the number of cases found in the data file. They cannot be interpreted as summary statistics of the population of interest.

SECTOR: SECTOR

Information [Type= discrete] [Format=numeric] [Range= 1-3] [Missing=*]

Statistics [NW/ W] [Valid=27897 /-] [Invalid=0 /-]

| Value | Label | Cases | Percentage |
|-------|-------|-------|------------|
| 1 | | 5215 | 18.7% |
| 2 | | 21792 | 78.1% |
| 3 | | 890 | 3.2% |

Warning: these figures indicate the number of cases found in the data file. They cannot be interpreted as summary statistics of the population of interest.

DISTRICT: DISTRICT

Information [Type= continuous] [Format=numeric] [Range= 11-92] [Missing=*]

Statistics [NW/ W] [Valid=27897 /-] [Invalid=0 /-] [Mean=40.345 /-] [StdDev=25.945 /-]

DS: DS

Information [Type= discrete] [Format=character] [Missing=*]

File : Question 51 to 56






DS: DS

Statistics [NW/ W] [Valid=27897 /-] [Invalid=0 /-]

| Value | Label | Cases | Percentage |
|-------|-------|-------|------------|
| 03 | | 2311 | 8.3% |
| 04 | | 11 | 0.0% |
| 05 | | 21 | 0.1% |
| 06 | | 2169 | 7.8% |
| 09 | | 2199 | 7.9% |
| 10 | | 122 | 0.4% |
| 11 | | 161 | 0.6% |
| 12 | | 1960 | 7.0% |
| 13 | | 8 | 0.0% |
| 15 | | 1835 | 6.6% |
| 16 | | 44 | 0.2% |
| 18 | | 1495 | 5.4% |
| 19 | | 27 | 0.1% |
| 20 | | 7 | 0.0% |
| 21 | | 1601 | 5.7% |
| 22 | | 34 | 0.1% |
| 24 | | 1522 | 5.5% |
| 25 | | 121 | 0.4% |
| 27 | | 1604 | 5.7% |
| 30 | | 1702 | 6.1% |
| 31 | | 260 | 0.9% |
| 33 | | 1654 | 5.9% |
| 34 | | 193 | 0.7% |
| 35 | | 22 | 0.1% |
| 36 | | 1483 | 5.3% |
| 37 | | 77 | 0.3% |
| 38 | | 109 | 0.4% |
| 39 | | 1162 | 4.2% |
| 40 | | 56 | 0.2% |
| 41 | | 71 | 0.3% |
| 42 | | 778 | 2.8% |
| 45 | | 528 | 1.9% |
| 48 | | 578 | 2.1% |
| 49 | | 68 | 0.2% |
| 51 | | 347 | 1.2% |
| 54 | | 375 | 1.3% |
| 57 | | 189 | 0.7% |
| 60 | | 114 | 0.4% |
| 63 | | 129 | 0.5% |
| 66 | | 65 | 0.2% |
| 69 | | 88 | 0.3% |
| 72 | | 118 | 0.4% |

File : Question 51 to 56


































DS: DS

| Value | Label | Cases | Percentage |
|-------|-------|-------|--|
| 75 | | 107 |  0.4% |
| 78 | | 149 |  0.5% |
| 81 | | 69 |  0.2% |
| 84 | | 72 |  0.3% |
| 87 | | 82 |  0.3% |

Warning: these figures indicate the number of cases found in the data file. They cannot be interpreted as summary statistics of the population of interest.

PSU: PSU

| | |
|--------------------|---|
| Information | [Type= discrete] [Format=character] [Missing=*] |
| Statistics [NW/ W] | [Valid=27897 /-] [Invalid=0 /-] |

| Value | Label | Cases | Percentage |
|-------|-------|-------|--|
| 001 | | 263 |  0.9% |
| 002 | | 264 |  0.9% |
| 003 | | 258 |  0.9% |
| 004 | | 249 |  0.9% |
| 005 | | 299 |  1.1% |
| 006 | | 305 |  1.1% |
| 007 | | 279 |  1.0% |
| 008 | | 303 |  1.1% |
| 009 | | 311 |  1.1% |
| 010 | | 265 |  0.9% |
| 011 | | 314 |  1.1% |
| 012 | | 273 |  1.0% |
| 013 | | 287 |  1.0% |
| 014 | | 257 |  0.9% |
| 015 | | 262 |  0.9% |
| 016 | | 264 |  0.9% |
| 017 | | 280 |  1.0% |
| 018 | | 271 |  1.0% |
| 019 | | 296 |  1.1% |
| 020 | | 260 |  0.9% |
| 021 | | 242 |  0.9% |
| 022 | | 283 |  1.0% |
| 023 | | 287 |  1.0% |
| 024 | | 298 |  1.1% |
| 025 | | 307 |  1.1% |
| 026 | | 258 |  0.9% |
| 027 | | 294 |  1.1% |
| 028 | | 275 |  1.0% |
| 029 | | 290 |  1.0% |
| 030 | | 271 |  1.0% |
| 031 | | 289 |  1.0% |
| 032 | | 257 |  0.9% |
| 033 | | 275 |  1.0% |

File : Question 51 to 56

PSU: PSU

| Value | Label | Cases | Percentage |
|-------|-------|-------|------------|
| 034 | | 278 | 1.0% |
| 035 | | 291 | 1.0% |
| 036 | | 272 | 1.0% |
| 037 | | 203 | 0.7% |
| 038 | | 221 | 0.8% |
| 039 | | 235 | 0.8% |
| 040 | | 242 | 0.9% |
| 041 | | 239 | 0.9% |
| 042 | | 223 | 0.8% |
| 043 | | 216 | 0.8% |
| 044 | | 223 | 0.8% |
| 045 | | 233 | 0.8% |
| 046 | | 251 | 0.9% |
| 047 | | 204 | 0.7% |
| 048 | | 219 | 0.8% |
| 049 | | 230 | 0.8% |
| 050 | | 193 | 0.7% |
| 051 | | 197 | 0.7% |
| 052 | | 164 | 0.6% |
| 053 | | 199 | 0.7% |
| 054 | | 199 | 0.7% |
| 055 | | 206 | 0.7% |
| 056 | | 194 | 0.7% |
| 057 | | 203 | 0.7% |
| 058 | | 177 | 0.6% |
| 059 | | 183 | 0.7% |
| 060 | | 196 | 0.7% |
| 061 | | 159 | 0.6% |
| 062 | | 180 | 0.6% |
| 063 | | 155 | 0.6% |
| 064 | | 176 | 0.6% |
| 065 | | 174 | 0.6% |
| 066 | | 185 | 0.7% |
| 067 | | 180 | 0.6% |
| 068 | | 144 | 0.5% |
| 069 | | 143 | 0.5% |
| 070 | | 168 | 0.6% |
| 071 | | 117 | 0.4% |
| 072 | | 166 | 0.6% |
| 073 | | 141 | 0.5% |
| 074 | | 111 | 0.4% |
| 075 | | 145 | 0.5% |
| 076 | | 154 | 0.6% |

File : Question 51 to 56

PSU: PSU

| Value | Label | Cases | Percentage |
|-------|-------|-------|------------|
| 077 | | 158 | 0.6% |
| 078 | | 141 | 0.5% |
| 079 | | 184 | 0.7% |
| 080 | | 152 | 0.5% |
| 081 | | 169 | 0.6% |
| 082 | | 126 | 0.5% |
| 083 | | 158 | 0.6% |
| 084 | | 131 | 0.5% |
| 085 | | 146 | 0.5% |
| 086 | | 129 | 0.5% |
| 087 | | 149 | 0.5% |
| 088 | | 145 | 0.5% |
| 089 | | 144 | 0.5% |
| 090 | | 125 | 0.4% |
| 091 | | 107 | 0.4% |
| 092 | | 102 | 0.4% |
| 093 | | 107 | 0.4% |
| 094 | | 128 | 0.5% |
| 095 | | 135 | 0.5% |
| 096 | | 129 | 0.5% |
| 097 | | 125 | 0.4% |
| 098 | | 121 | 0.4% |
| 099 | | 152 | 0.5% |
| 100 | | 136 | 0.5% |
| 101 | | 119 | 0.4% |
| 102 | | 94 | 0.3% |
| 103 | | 97 | 0.3% |
| 104 | | 90 | 0.3% |
| 105 | | 112 | 0.4% |
| 106 | | 113 | 0.4% |
| 107 | | 102 | 0.4% |
| 108 | | 81 | 0.3% |
| 109 | | 91 | 0.3% |
| 110 | | 118 | 0.4% |
| 111 | | 94 | 0.3% |
| 112 | | 78 | 0.3% |
| 113 | | 80 | 0.3% |
| 114 | | 97 | 0.3% |
| 115 | | 84 | 0.3% |
| 116 | | 104 | 0.4% |
| 117 | | 112 | 0.4% |
| 118 | | 96 | 0.3% |
| 119 | | 79 | 0.3% |

File : Question 51 to 56

PSU: PSU

| Value | Label | Cases | Percentage |
|-------|-------|-------|------------|
| 120 | | 86 | 0.3% |
| 121 | | 68 | 0.2% |
| 122 | | 68 | 0.2% |
| 123 | | 73 | 0.3% |
| 124 | | 69 | 0.2% |
| 125 | | 64 | 0.2% |
| 126 | | 62 | 0.2% |
| 127 | | 65 | 0.2% |
| 128 | | 56 | 0.2% |
| 129 | | 46 | 0.2% |
| 130 | | 86 | 0.3% |
| 131 | | 52 | 0.2% |
| 132 | | 55 | 0.2% |
| 133 | | 38 | 0.1% |
| 134 | | 41 | 0.1% |
| 135 | | 49 | 0.2% |
| 136 | | 53 | 0.2% |
| 137 | | 44 | 0.2% |
| 138 | | 46 | 0.2% |
| 139 | | 36 | 0.1% |
| 140 | | 31 | 0.1% |
| 141 | | 45 | 0.2% |
| 142 | | 41 | 0.1% |
| 143 | | 54 | 0.2% |
| 144 | | 56 | 0.2% |
| 145 | | 43 | 0.2% |
| 146 | | 36 | 0.1% |
| 147 | | 45 | 0.2% |
| 148 | | 40 | 0.1% |
| 149 | | 38 | 0.1% |
| 150 | | 48 | 0.2% |
| 151 | | 51 | 0.2% |
| 152 | | 62 | 0.2% |
| 153 | | 52 | 0.2% |
| 154 | | 42 | 0.2% |
| 155 | | 30 | 0.1% |
| 156 | | 43 | 0.2% |
| 157 | | 42 | 0.2% |
| 158 | | 45 | 0.2% |
| 159 | | 31 | 0.1% |
| 160 | | 34 | 0.1% |
| 161 | | 42 | 0.2% |
| 162 | | 63 | 0.2% |

File : Question 51 to 56

PSU: PSU

| Value | Label | Cases | Percentage |
|-------|-------|-------|------------------|
| 163 | | 38 | <div></div> 0.1% |
| 164 | | 49 | <div></div> 0.2% |
| 165 | | 44 | <div></div> 0.2% |
| 166 | | 44 | <div></div> 0.2% |
| 167 | | 52 | <div></div> 0.2% |
| 168 | | 48 | <div></div> 0.2% |
| 169 | | 56 | <div></div> 0.2% |
| 170 | | 52 | <div></div> 0.2% |
| 171 | | 32 | <div></div> 0.1% |
| 172 | | 50 | <div></div> 0.2% |
| 173 | | 62 | <div></div> 0.2% |
| 174 | | 52 | <div></div> 0.2% |
| 175 | | 42 | <div></div> 0.2% |
| 176 | | 48 | <div></div> 0.2% |
| 177 | | 38 | <div></div> 0.1% |
| 178 | | 42 | <div></div> 0.2% |
| 179 | | 37 | <div></div> 0.1% |
| 180 | | 57 | <div></div> 0.2% |
| 181 | | 48 | <div></div> 0.2% |
| 182 | | 38 | <div></div> 0.1% |
| 183 | | 42 | <div></div> 0.2% |
| 184 | | 31 | <div></div> 0.1% |
| 185 | | 41 | <div></div> 0.1% |
| 186 | | 38 | <div></div> 0.1% |
| 187 | | 41 | <div></div> 0.1% |
| 188 | | 54 | <div></div> 0.2% |
| 189 | | 51 | <div></div> 0.2% |
| 190 | | 43 | <div></div> 0.2% |
| 191 | | 37 | <div></div> 0.1% |
| 192 | | 45 | <div></div> 0.2% |
| 193 | | 51 | <div></div> 0.2% |
| 194 | | 30 | <div></div> 0.1% |
| 195 | | 34 | <div></div> 0.1% |
| 196 | | 52 | <div></div> 0.2% |
| 197 | | 44 | <div></div> 0.2% |
| 198 | | 57 | <div></div> 0.2% |
| 199 | | 39 | <div></div> 0.1% |
| 200 | | 60 | <div></div> 0.2% |
| 201 | | 41 | <div></div> 0.1% |
| 202 | | 45 | <div></div> 0.2% |
| 203 | | 40 | <div></div> 0.1% |
| 204 | | 45 | <div></div> 0.2% |
| 205 | | 48 | <div></div> 0.2% |

File : Question 51 to 56

PSU: PSU

| Value | Label | Cases | Percentage |
|-------|-------|-------|------------------|
| 206 | | 62 | <div></div> 0.2% |
| 207 | | 45 | <div></div> 0.2% |
| 208 | | 42 | <div></div> 0.2% |
| 209 | | 45 | <div></div> 0.2% |
| 210 | | 52 | <div></div> 0.2% |
| 211 | | 42 | <div></div> 0.2% |
| 212 | | 27 | <div></div> 0.1% |
| 213 | | 39 | <div></div> 0.1% |
| 214 | | 26 | <div></div> 0.1% |
| 215 | | 42 | <div></div> 0.2% |
| 216 | | 25 | <div></div> 0.1% |
| 217 | | 7 | <div></div> 0.0% |
| 218 | | 24 | <div></div> 0.1% |
| 219 | | 19 | <div></div> 0.1% |
| 220 | | 10 | <div></div> 0.0% |
| 221 | | 24 | <div></div> 0.1% |
| 222 | | 25 | <div></div> 0.1% |
| 223 | | 15 | <div></div> 0.1% |
| 224 | | 33 | <div></div> 0.1% |
| 225 | | 31 | <div></div> 0.1% |
| 226 | | 30 | <div></div> 0.1% |
| 227 | | 24 | <div></div> 0.1% |
| 228 | | 11 | <div></div> 0.0% |
| 229 | | 11 | <div></div> 0.0% |
| 230 | | 10 | <div></div> 0.0% |
| 231 | | 14 | <div></div> 0.1% |
| 232 | | 14 | <div></div> 0.1% |
| 233 | | 13 | <div></div> 0.0% |
| 234 | | 12 | <div></div> 0.0% |
| 235 | | 11 | <div></div> 0.0% |
| 236 | | 15 | <div></div> 0.1% |
| 237 | | 12 | <div></div> 0.0% |
| 238 | | 11 | <div></div> 0.0% |
| 239 | | 19 | <div></div> 0.1% |
| 240 | | 9 | <div></div> 0.0% |
| 241 | | 7 | <div></div> 0.0% |
| 242 | | 14 | <div></div> 0.1% |
| 243 | | 11 | <div></div> 0.0% |
| 244 | | 10 | <div></div> 0.0% |
| 245 | | 13 | <div></div> 0.0% |
| 246 | | 12 | <div></div> 0.0% |
| 247 | | 10 | <div></div> 0.0% |
| 248 | | 9 | <div></div> 0.0% |

File : Question 51 to 56

PSU: PSU

| Value | Label | Cases | Percentage |
|-------|-------|-------|------------------|
| 249 | | 9 | <div></div> 0.0% |
| 250 | | 11 | <div></div> 0.0% |
| 252 | | 18 | <div></div> 0.1% |
| 253 | | 11 | <div></div> 0.0% |
| 254 | | 16 | <div></div> 0.1% |
| 255 | | 12 | <div></div> 0.0% |
| 256 | | 16 | <div></div> 0.1% |
| 257 | | 16 | <div></div> 0.1% |
| 258 | | 16 | <div></div> 0.1% |
| 259 | | 11 | <div></div> 0.0% |

Warning: these figures indicate the number of cases found in the data file. They cannot be interpreted as summary statistics of the population of interest.

HUNO: HUNO

| | |
|--------------------|---|
| Information | [Type= discrete] [Format=character] [Missing=*] |
| Statistics [NW/ W] | [Valid=27897 /-] [Invalid=0 /-] |

| Value | Label | Cases | Percentage |
|-------|-------|-------|-------------------|
| 01 | | 2827 | <div></div> 10.1% |
| 02 | | 2795 | <div></div> 10.0% |
| 03 | | 2822 | <div></div> 10.1% |
| 04 | | 2761 | <div></div> 9.9% |
| 05 | | 2816 | <div></div> 10.1% |
| 06 | | 2826 | <div></div> 10.1% |
| 07 | | 2886 | <div></div> 10.3% |
| 08 | | 2809 | <div></div> 10.1% |
| 09 | | 2712 | <div></div> 9.7% |
| 10 | | 2643 | <div></div> 9.5% |

Warning: these figures indicate the number of cases found in the data file. They cannot be interpreted as summary statistics of the population of interest.

HHNO: HHNO

| | |
|--------------------|--|
| Information | [Type= discrete] [Format=numeric] [Range= 1-4] [Missing=*] |
| Statistics [NW/ W] | [Valid=27897 /-] [Invalid=0 /-] |

| Value | Label | Cases | Percentage |
|-------|-------|-------|-------------------|
| 1 | | 27807 | <div></div> 99.7% |
| 2 | | 84 | <div></div> 0.3% |
| 3 | | 2 | <div></div> 0.0% |
| 4 | | 4 | <div></div> 0.0% |

Warning: these figures indicate the number of cases found in the data file. They cannot be interpreted as summary statistics of the population of interest.

HHSENO: HHSENO

| | |
|--------------------|---|
| Information | [Type= discrete] [Format=character] [Missing=*] |
| Statistics [NW/ W] | [Valid=27897 /-] [Invalid=0 /-] |

| Value | Label | Cases | Percentage |
|-------|-------|-------|------------------|
| 001 | | 378 | <div></div> 1.4% |
| 002 | | 359 | <div></div> 1.3% |

File : Question 51 to 56

HHSERNO: HHSERNO

| Value | Label | Cases | Percentage |
|-------|-------|-------|------------|
| 003 | | 375 | 1.3% |
| 004 | | 365 | 1.3% |
| 005 | | 369 | 1.3% |
| 006 | | 339 | 1.2% |
| 007 | | 383 | 1.4% |
| 008 | | 343 | 1.2% |
| 009 | | 367 | 1.3% |
| 010 | | 347 | 1.2% |
| 011 | | 354 | 1.3% |
| 012 | | 366 | 1.3% |
| 013 | | 353 | 1.3% |
| 014 | | 316 | 1.1% |
| 015 | | 349 | 1.3% |
| 016 | | 350 | 1.3% |
| 017 | | 360 | 1.3% |
| 018 | | 366 | 1.3% |
| 019 | | 361 | 1.3% |
| 020 | | 299 | 1.1% |
| 021 | | 312 | 1.1% |
| 022 | | 318 | 1.1% |
| 023 | | 313 | 1.1% |
| 024 | | 333 | 1.2% |
| 025 | | 317 | 1.1% |
| 026 | | 320 | 1.1% |
| 027 | | 350 | 1.3% |
| 028 | | 301 | 1.1% |
| 029 | | 308 | 1.1% |
| 030 | | 324 | 1.2% |
| 031 | | 267 | 1.0% |
| 032 | | 251 | 0.9% |
| 033 | | 290 | 1.0% |
| 034 | | 266 | 1.0% |
| 035 | | 269 | 1.0% |
| 036 | | 274 | 1.0% |
| 037 | | 271 | 1.0% |
| 038 | | 274 | 1.0% |
| 039 | | 244 | 0.9% |
| 040 | | 234 | 0.8% |
| 041 | | 253 | 0.9% |
| 042 | | 242 | 0.9% |
| 043 | | 256 | 0.9% |
| 044 | | 234 | 0.8% |
| 045 | | 258 | 0.9% |

File : Question 51 to 56

HHSERNO: HHSERNO

| Value | Label | Cases | Percentage |
|-------|-------|-------|------------|
| 046 | | 235 | 0.8% |
| 047 | | 249 | 0.9% |
| 048 | | 264 | 0.9% |
| 049 | | 263 | 0.9% |
| 050 | | 243 | 0.9% |
| 051 | | 202 | 0.7% |
| 052 | | 180 | 0.6% |
| 053 | | 174 | 0.6% |
| 054 | | 201 | 0.7% |
| 055 | | 172 | 0.6% |
| 056 | | 181 | 0.6% |
| 057 | | 197 | 0.7% |
| 058 | | 180 | 0.6% |
| 059 | | 174 | 0.6% |
| 060 | | 185 | 0.7% |
| 061 | | 170 | 0.6% |
| 062 | | 153 | 0.5% |
| 063 | | 142 | 0.5% |
| 064 | | 161 | 0.6% |
| 065 | | 171 | 0.6% |
| 066 | | 149 | 0.5% |
| 067 | | 164 | 0.6% |
| 068 | | 156 | 0.6% |
| 069 | | 133 | 0.5% |
| 070 | | 164 | 0.6% |
| 071 | | 125 | 0.4% |
| 072 | | 132 | 0.5% |
| 073 | | 130 | 0.5% |
| 074 | | 131 | 0.5% |
| 075 | | 129 | 0.5% |
| 076 | | 157 | 0.6% |
| 077 | | 161 | 0.6% |
| 078 | | 162 | 0.6% |
| 079 | | 147 | 0.5% |
| 080 | | 142 | 0.5% |
| 081 | | 123 | 0.4% |
| 082 | | 113 | 0.4% |
| 083 | | 138 | 0.5% |
| 084 | | 126 | 0.5% |
| 085 | | 129 | 0.5% |
| 086 | | 143 | 0.5% |
| 087 | | 113 | 0.4% |
| 088 | | 123 | 0.4% |

File : Question 51 to 56

HHSERNO: HHSERNO

| Value | Label | Cases | Percentage |
|-------|-------|-------|------------|
| 089 | | 131 | 0.5% |
| 090 | | 130 | 0.5% |
| 091 | | 113 | 0.4% |
| 092 | | 139 | 0.5% |
| 093 | | 107 | 0.4% |
| 094 | | 124 | 0.4% |
| 095 | | 118 | 0.4% |
| 096 | | 127 | 0.5% |
| 097 | | 101 | 0.4% |
| 098 | | 105 | 0.4% |
| 099 | | 109 | 0.4% |
| 100 | | 106 | 0.4% |
| 101 | | 76 | 0.3% |
| 102 | | 70 | 0.3% |
| 103 | | 73 | 0.3% |
| 104 | | 72 | 0.3% |
| 105 | | 67 | 0.2% |
| 106 | | 67 | 0.2% |
| 107 | | 63 | 0.2% |
| 108 | | 60 | 0.2% |
| 109 | | 60 | 0.2% |
| 110 | | 66 | 0.2% |
| 111 | | 46 | 0.2% |
| 112 | | 48 | 0.2% |
| 113 | | 57 | 0.2% |
| 114 | | 55 | 0.2% |
| 115 | | 63 | 0.2% |
| 116 | | 56 | 0.2% |
| 117 | | 50 | 0.2% |
| 118 | | 50 | 0.2% |
| 119 | | 55 | 0.2% |
| 120 | | 49 | 0.2% |
| 121 | | 47 | 0.2% |
| 122 | | 63 | 0.2% |
| 123 | | 52 | 0.2% |
| 124 | | 68 | 0.2% |
| 125 | | 64 | 0.2% |
| 126 | | 53 | 0.2% |
| 127 | | 54 | 0.2% |
| 128 | | 68 | 0.2% |
| 129 | | 59 | 0.2% |
| 130 | | 53 | 0.2% |
| 131 | | 58 | 0.2% |

File : Question 51 to 56

HHSERNO: HHSERNO

| Value | Label | Cases | Percentage |
|-------|-------|-------|------------------|
| 132 | | 55 | <div></div> 0.2% |
| 133 | | 57 | <div></div> 0.2% |
| 134 | | 65 | <div></div> 0.2% |
| 135 | | 62 | <div></div> 0.2% |
| 136 | | 46 | <div></div> 0.2% |
| 137 | | 45 | <div></div> 0.2% |
| 138 | | 63 | <div></div> 0.2% |
| 139 | | 52 | <div></div> 0.2% |
| 140 | | 42 | <div></div> 0.2% |
| 141 | | 46 | <div></div> 0.2% |
| 142 | | 55 | <div></div> 0.2% |
| 143 | | 51 | <div></div> 0.2% |
| 144 | | 53 | <div></div> 0.2% |
| 145 | | 66 | <div></div> 0.2% |
| 146 | | 53 | <div></div> 0.2% |
| 147 | | 51 | <div></div> 0.2% |
| 148 | | 49 | <div></div> 0.2% |
| 149 | | 60 | <div></div> 0.2% |
| 150 | | 52 | <div></div> 0.2% |
| 151 | | 61 | <div></div> 0.2% |
| 152 | | 64 | <div></div> 0.2% |
| 153 | | 51 | <div></div> 0.2% |
| 154 | | 58 | <div></div> 0.2% |
| 155 | | 67 | <div></div> 0.2% |
| 156 | | 53 | <div></div> 0.2% |
| 157 | | 56 | <div></div> 0.2% |
| 158 | | 50 | <div></div> 0.2% |
| 159 | | 60 | <div></div> 0.2% |
| 160 | | 53 | <div></div> 0.2% |
| 161 | | 57 | <div></div> 0.2% |
| 162 | | 68 | <div></div> 0.2% |
| 163 | | 54 | <div></div> 0.2% |
| 164 | | 58 | <div></div> 0.2% |
| 165 | | 45 | <div></div> 0.2% |
| 166 | | 55 | <div></div> 0.2% |
| 167 | | 65 | <div></div> 0.2% |
| 168 | | 62 | <div></div> 0.2% |
| 169 | | 55 | <div></div> 0.2% |
| 170 | | 54 | <div></div> 0.2% |
| 171 | | 56 | <div></div> 0.2% |
| 172 | | 51 | <div></div> 0.2% |
| 173 | | 63 | <div></div> 0.2% |
| 174 | | 51 | <div></div> 0.2% |

File : Question 51 to 56

HHSERNO: HHSERNO

| Value | Label | Cases | Percentage |
|-------|-------|-------|------------------|
| 175 | | 59 | <div></div> 0.2% |
| 176 | | 50 | <div></div> 0.2% |
| 177 | | 45 | <div></div> 0.2% |
| 178 | | 64 | <div></div> 0.2% |
| 179 | | 41 | <div></div> 0.1% |
| 180 | | 34 | <div></div> 0.1% |
| 181 | | 42 | <div></div> 0.2% |
| 182 | | 40 | <div></div> 0.1% |
| 183 | | 26 | <div></div> 0.1% |
| 184 | | 24 | <div></div> 0.1% |
| 185 | | 32 | <div></div> 0.1% |
| 186 | | 37 | <div></div> 0.1% |
| 187 | | 40 | <div></div> 0.1% |
| 188 | | 30 | <div></div> 0.1% |
| 189 | | 27 | <div></div> 0.1% |
| 190 | | 27 | <div></div> 0.1% |
| 191 | | 16 | <div></div> 0.1% |
| 192 | | 17 | <div></div> 0.1% |
| 193 | | 11 | <div></div> 0.0% |
| 194 | | 17 | <div></div> 0.1% |
| 195 | | 20 | <div></div> 0.1% |
| 196 | | 19 | <div></div> 0.1% |
| 197 | | 17 | <div></div> 0.1% |
| 198 | | 23 | <div></div> 0.1% |
| 199 | | 13 | <div></div> 0.0% |
| 200 | | 19 | <div></div> 0.1% |
| 201 | | 17 | <div></div> 0.1% |
| 202 | | 11 | <div></div> 0.0% |
| 203 | | 12 | <div></div> 0.0% |
| 204 | | 12 | <div></div> 0.0% |
| 205 | | 18 | <div></div> 0.1% |
| 206 | | 14 | <div></div> 0.1% |
| 207 | | 10 | <div></div> 0.0% |
| 208 | | 12 | <div></div> 0.0% |
| 209 | | 17 | <div></div> 0.1% |
| 210 | | 10 | <div></div> 0.0% |
| 211 | | 11 | <div></div> 0.0% |
| 212 | | 10 | <div></div> 0.0% |
| 213 | | 7 | <div></div> 0.0% |
| 214 | | 3 | <div></div> 0.0% |
| 215 | | 9 | <div></div> 0.0% |
| 216 | | 6 | <div></div> 0.0% |
| 217 | | 3 | <div></div> 0.0% |

File : Question 51 to 56

HHSERNO: HHSERNO

| Value | Label | Cases | Percentage |
|-------|-------|-------|-----------------------------|
| 218 | | 6 | <div><div></div></div> 0.0% |
| 219 | | 3 | <div><div></div></div> 0.0% |
| 220 | | 2 | <div><div></div></div> 0.0% |
| 221 | | 4 | <div><div></div></div> 0.0% |
| 222 | | 1 | <div><div></div></div> 0.0% |
| 273 | | 2 | <div><div></div></div> 0.0% |

Warning: these figures indicate the number of cases found in the data file. They cannot be interpreted as summary statistics of the population of interest.

Q51SERNO: Q51SERNO

| | |
|--------------------|---|
| Information | [Type= discrete] [Format=character] [Missing=*] |
| Statistics [NW/ W] | [Valid=27894 /-] [Invalid=0 /-] |

| Value | Label | Cases | Percentage |
|-------|-------|-------|------------------------------|
| 01 | | 5912 | <div><div></div></div> 21.2% |
| 02 | | 10453 | <div><div></div></div> 37.5% |
| 03 | | 5267 | <div><div></div></div> 18.9% |
| 04 | | 3384 | <div><div></div></div> 12.1% |
| 05 | | 1709 | <div><div></div></div> 6.1% |
| 06 | | 754 | <div><div></div></div> 2.7% |
| 07 | | 257 | <div><div></div></div> 0.9% |
| 08 | | 88 | <div><div></div></div> 0.3% |
| 09 | | 45 | <div><div></div></div> 0.2% |
| 10 | | 16 | <div><div></div></div> 0.1% |
| 11 | | 5 | <div><div></div></div> 0.0% |
| 12 | | 2 | <div><div></div></div> 0.0% |
| 13 | | 1 | <div><div></div></div> 0.0% |
| 14 | | 1 | <div><div></div></div> 0.0% |

Warning: these figures indicate the number of cases found in the data file. They cannot be interpreted as summary statistics of the population of interest.

Q51: Q51

| | |
|--------------------|--|
| Information | [Type= discrete] [Format=numeric] [Range= 1-2] [Missing=*] |
| Statistics [NW/ W] | [Valid=1914 /-] [Invalid=25983 /-] |

| Value | Label | Cases | Percentage |
|---------|-------|-------|------------------------------|
| 1 | | 1438 | <div><div></div></div> 75.1% |
| 2 | | 476 | <div><div></div></div> 24.9% |
| Sysmiss | | 25983 | |

Warning: these figures indicate the number of cases found in the data file. They cannot be interpreted as summary statistics of the population of interest.

Q52: Q52

| | |
|--------------------|--|
| Information | [Type= discrete] [Format=numeric] [Range= 1-9] [Missing=*] |
| Statistics [NW/ W] | [Valid=26404 /-] [Invalid=1493 /-] |

| Value | Label | Cases | Percentage |
|-------|-------|-------|------------------------------|
| 1 | | 5587 | <div><div></div></div> 21.2% |
| 2 | | 13091 | <div><div></div></div> 49.6% |
| 3 | | 5528 | <div><div></div></div> 20.9% |

File : Question 51 to 56

Q52: Q52

| Value | Label | Cases | Percentage |
|---------|-------|-------|------------|
| 4 | | 1650 | 6.2% |
| 9 | | 548 | 2.1% |
| Sysmiss | | 1493 | |

Warning: these figures indicate the number of cases found in the data file. They cannot be interpreted as summary statistics of the population of interest.

Q53: Q53

| | |
|---------------------------|--|
| Information | [Type= discrete] [Format=numeric] [Range= 1-3] [Missing=*] |
| Statistics [NW/ W] | [Valid=1487 /-] [Invalid=26410 /-] |

| Value | Label | Cases | Percentage |
|---------|-------|-------|------------|
| 1 | | 188 | 12.6% |
| 2 | | 957 | 64.4% |
| 3 | | 342 | 23.0% |
| Sysmiss | | 26410 | |

Warning: these figures indicate the number of cases found in the data file. They cannot be interpreted as summary statistics of the population of interest.

Q54: Q54

| | |
|---------------------------|--|
| Information | [Type= discrete] [Format=numeric] [Range= 1-4] [Missing=*] |
| Statistics [NW/ W] | [Valid=957 /-] [Invalid=26940 /-] |

| Value | Label | Cases | Percentage |
|---------|-------|-------|------------|
| 1 | | 309 | 32.3% |
| 2 | | 16 | 1.7% |
| 3 | | 212 | 22.2% |
| 4 | | 420 | 43.9% |
| Sysmiss | | 26940 | |

Warning: these figures indicate the number of cases found in the data file. They cannot be interpreted as summary statistics of the population of interest.

Q55A: Q55A

| | |
|---------------------------|--|
| Information | [Type= discrete] [Format=numeric] [Range= 1-2] [Missing=*] |
| Statistics [NW/ W] | [Valid=180 /-] [Invalid=27717 /-] |

| Value | Label | Cases | Percentage |
|---------|-------|-------|------------|
| 1 | | 151 | 83.9% |
| 2 | | 29 | 16.1% |
| Sysmiss | | 27717 | |

Warning: these figures indicate the number of cases found in the data file. They cannot be interpreted as summary statistics of the population of interest.

Q55B1: Q55B1

| | |
|---------------------------|--|
| Information | [Type= discrete] [Format=numeric] [Range= 1-9] [Missing=*] |
| Statistics [NW/ W] | [Valid=151 /-] [Invalid=27746 /-] |

| Value | Label | Cases | Percentage |
|-------|-------|-------|------------|
| 1 | | 110 | 72.8% |
| 2 | | 5 | 3.3% |
| 3 | | 6 | 4.0% |
| 4 | | 16 | 10.6% |
| 5 | | 10 | 6.6% |
| 9 | | 4 | 2.6% |

File : Question 51 to 56





Q55B1: Q55B1

| Value | Label | Cases | Percentage |
|---------|-------|-------|------------|
| Sysmiss | | 27746 | |

Warning: these figures indicate the number of cases found in the data file. They cannot be interpreted as summary statistics of the population of interest.

Q55B2: Q55B2





| | |
|--------------------|--|
| Information | [Type= discrete] [Format=numeric] [Range= 2-9] [Missing=*] |
| Statistics [NW/ W] | [Valid=59 /-] [Invalid=27838 /-] |

| Value | Label | Cases | Percentage |
|---------|-------|-------|---|
| 2 | | 26 |  44.1% |
| 3 | | 20 |  33.9% |
| 4 | | 11 |  18.6% |
| 9 | | 2 |  3.4% |
| Sysmiss | | 27838 | |

Warning: these figures indicate the number of cases found in the data file. They cannot be interpreted as summary statistics of the population of interest.

Q55B3: Q55B3
















| | |
|--------------------|--|
| Information | [Type= discrete] [Format=numeric] [Range= 3-9] [Missing=*] |
| Statistics [NW/ W] | [Valid=31 /-] [Invalid=27866 /-] |

| Value | Label | Cases | Percentage |
|---------|-------|-------|---|
| 3 | | 13 |  41.9% |
| 4 | | 14 |  45.2% |
| 5 | | 2 |  6.5% |
| 9 | | 2 |  6.5% |
| Sysmiss | | 27866 | |

Warning: these figures indicate the number of cases found in the data file. They cannot be interpreted as summary statistics of the population of interest.

Q56: Q56

| | |
|--------------------|---|
| Information | [Type= discrete] [Format=character] [Missing=*] |
| Statistics [NW/ W] | [Valid=1145 /-] [Invalid=0 /-] |

| Value | Label | Cases | Percentage |
|-------|-------|-------|--|
| 0075 | | 1 |  0.1% |
| 0110 | | 1 |  0.1% |
| 0120 | | 1 |  0.1% |
| 0130 | | 7 |  0.6% |
| 0210 | | 6 |  0.5% |
| 0220 | | 6 |  0.5% |
| 0230 | | 3 |  0.3% |
| 1112 | | 1 |  0.1% |
| 1120 | | 1 |  0.1% |
| 1211 | | 1 |  0.1% |
| 1212 | | 5 |  0.4% |
| 1213 | | 1 |  0.1% |
| 1221 | | 3 |  0.3% |
| 1311 | | 1 |  0.1% |
| 1312 | | 1 |  0.1% |

File : Question 51 to 56

Q56: Q56

| Value | Label | Cases | Percentage |
|-------|-------|-------|------------|
| 1321 | | 1 | 0.1% |
| 1324 | | 1 | 0.1% |
| 1341 | | 1 | 0.1% |
| 1346 | | 2 | 0.2% |
| 1349 | | 1 | 0.1% |
| 1411 | | 1 | 0.1% |
| 1412 | | 2 | 0.2% |
| 1420 | | 8 | 0.7% |
| 1439 | | 1 | 0.1% |
| 2141 | | 2 | 0.2% |
| 2142 | | 2 | 0.2% |
| 2144 | | 1 | 0.1% |
| 2151 | | 1 | 0.1% |
| 2152 | | 1 | 0.1% |
| 2163 | | 2 | 0.2% |
| 2165 | | 1 | 0.1% |
| 2212 | | 1 | 0.1% |
| 2221 | | 10 | 0.9% |
| 2230 | | 2 | 0.2% |
| 2262 | | 1 | 0.1% |
| 2320 | | 1 | 0.1% |
| 2330 | | 50 | 4.4% |
| 2341 | | 13 | 1.1% |
| 2342 | | 10 | 0.9% |
| 2352 | | 2 | 0.2% |
| 2359 | | 2 | 0.2% |
| 2411 | | 6 | 0.5% |
| 2412 | | 1 | 0.1% |
| 2511 | | 2 | 0.2% |
| 2512 | | 4 | 0.3% |
| 2514 | | 3 | 0.3% |
| 2523 | | 1 | 0.1% |
| 2622 | | 1 | 0.1% |
| 2643 | | 1 | 0.1% |
| 2656 | | 2 | 0.2% |
| 3111 | | 2 | 0.2% |
| 3114 | | 1 | 0.1% |
| 3115 | | 3 | 0.3% |
| 3116 | | 1 | 0.1% |
| 3118 | | 3 | 0.3% |
| 3122 | | 6 | 0.5% |
| 3123 | | 1 | 0.1% |
| 3131 | | 1 | 0.1% |

File : Question 51 to 56

Q56: Q56

| Value | Label | Cases | Percentage |
|-------|-------|-------|------------|
| 3142 | | 1 | 0.1% |
| 3151 | | 1 | 0.1% |
| 3152 | | 2 | 0.2% |
| 3154 | | 1 | 0.1% |
| 3211 | | 1 | 0.1% |
| 3221 | | 2 | 0.2% |
| 3259 | | 2 | 0.2% |
| 3313 | | 8 | 0.7% |
| 3315 | | 1 | 0.1% |
| 3321 | | 2 | 0.2% |
| 3322 | | 6 | 0.5% |
| 3323 | | 1 | 0.1% |
| 3341 | | 3 | 0.3% |
| 3353 | | 1 | 0.1% |
| 3360 | | 27 | 2.4% |
| 3411 | | 1 | 0.1% |
| 3431 | | 2 | 0.2% |
| 3432 | | 1 | 0.1% |
| 3441 | | 1 | 0.1% |
| 3449 | | 2 | 0.2% |
| 3511 | | 13 | 1.1% |
| 3512 | | 4 | 0.3% |
| 3513 | | 1 | 0.1% |
| 4110 | | 201 | 17.6% |
| 4131 | | 5 | 0.4% |
| 4132 | | 36 | 3.1% |
| 4211 | | 23 | 2.0% |
| 4212 | | 1 | 0.1% |
| 4221 | | 2 | 0.2% |
| 4223 | | 1 | 0.1% |
| 4225 | | 1 | 0.1% |
| 4226 | | 1 | 0.1% |
| 4227 | | 1 | 0.1% |
| 4311 | | 37 | 3.2% |
| 4312 | | 7 | 0.6% |
| 4321 | | 11 | 1.0% |
| 4323 | | 1 | 0.1% |
| 4411 | | 5 | 0.4% |
| 4412 | | 6 | 0.5% |
| 4415 | | 1 | 0.1% |
| 4416 | | 1 | 0.1% |
| 4419 | | 2 | 0.2% |
| 5111 | | 2 | 0.2% |

File : Question 51 to 56

Q56: Q56

| Value | Label | Cases | Percentage |
|-------|-------|-------|------------|
| 5113 | | 1 | 0.1% |
| 5121 | | 1 | 0.1% |
| 5122 | | 5 | 0.4% |
| 5131 | | 9 | 0.8% |
| 5141 | | 1 | 0.1% |
| 5142 | | 8 | 0.7% |
| 5151 | | 4 | 0.3% |
| 5153 | | 1 | 0.1% |
| 5211 | | 28 | 2.4% |
| 5212 | | 3 | 0.3% |
| 5221 | | 2 | 0.2% |
| 5223 | | 12 | 1.0% |
| 5230 | | 3 | 0.3% |
| 5249 | | 3 | 0.3% |
| 5311 | | 1 | 0.1% |
| 5321 | | 8 | 0.7% |
| 5329 | | 1 | 0.1% |
| 5411 | | 1 | 0.1% |
| 5412 | | 6 | 0.5% |
| 5414 | | 7 | 0.6% |
| 5419 | | 1 | 0.1% |
| 6111 | | 4 | 0.3% |
| 6112 | | 1 | 0.1% |
| 6114 | | 1 | 0.1% |
| 6116 | | 2 | 0.2% |
| 6118 | | 5 | 0.4% |
| 6121 | | 3 | 0.3% |
| 6122 | | 9 | 0.8% |
| 6420 | | 1 | 0.1% |
| 7112 | | 1 | 0.1% |
| 7113 | | 1 | 0.1% |
| 7114 | | 3 | 0.3% |
| 7116 | | 7 | 0.6% |
| 7122 | | 1 | 0.1% |
| 7126 | | 1 | 0.1% |
| 7127 | | 1 | 0.1% |
| 7131 | | 3 | 0.3% |
| 7212 | | 1 | 0.1% |
| 7214 | | 1 | 0.1% |
| 7221 | | 1 | 0.1% |
| 7231 | | 8 | 0.7% |
| 7312 | | 2 | 0.2% |
| 7313 | | 2 | 0.2% |

File : Question 51 to 56

Q56: Q56

| Value | Label | Cases | Percentage |
|-------|-------|-------|------------|
| 7316 | | 3 | 0.3% |
| 7317 | | 3 | 0.3% |
| 7319 | | 2 | 0.2% |
| 7321 | | 1 | 0.1% |
| 7322 | | 1 | 0.1% |
| 7323 | | 1 | 0.1% |
| 7411 | | 3 | 0.3% |
| 7412 | | 14 | 1.2% |
| 7421 | | 7 | 0.6% |
| 7422 | | 2 | 0.2% |
| 7511 | | 3 | 0.3% |
| 7512 | | 9 | 0.8% |
| 7513 | | 1 | 0.1% |
| 7514 | | 1 | 0.1% |
| 7515 | | 1 | 0.1% |
| 7517 | | 1 | 0.1% |
| 7531 | | 58 | 5.1% |
| 7532 | | 2 | 0.2% |
| 7533 | | 13 | 1.1% |
| 7549 | | 1 | 0.1% |
| 8111 | | 1 | 0.1% |
| 8113 | | 1 | 0.1% |
| 8121 | | 1 | 0.1% |
| 8122 | | 1 | 0.1% |
| 8152 | | 3 | 0.3% |
| 8153 | | 12 | 1.0% |
| 8160 | | 4 | 0.3% |
| 8183 | | 1 | 0.1% |
| 8189 | | 3 | 0.3% |
| 8321 | | 2 | 0.2% |
| 8322 | | 17 | 1.5% |
| 8323 | | 3 | 0.3% |
| 8331 | | 10 | 0.9% |
| 8332 | | 24 | 2.1% |
| 8342 | | 1 | 0.1% |
| 8350 | | 1 | 0.1% |
| 9111 | | 12 | 1.0% |
| 9112 | | 39 | 3.4% |
| 9129 | | 1 | 0.1% |
| 9211 | | 8 | 0.7% |
| 9212 | | 4 | 0.3% |
| 9213 | | 2 | 0.2% |
| 9215 | | 3 | 0.3% |

File : Question 51 to 56

Q56: Q56

| Value | Label | Cases | Percentage |
|-------|-------|-------|------------------|
| 9217 | | 3 | <div></div> 0.3% |
| 9311 | | 2 | <div></div> 0.2% |
| 9312 | | 3 | <div></div> 0.3% |
| 9313 | | 4 | <div></div> 0.3% |
| 9321 | | 5 | <div></div> 0.4% |
| 9322 | | 31 | <div></div> 2.7% |
| 9411 | | 1 | <div></div> 0.1% |
| 9613 | | 2 | <div></div> 0.2% |
| 9621 | | 1 | <div></div> 0.1% |
| 9627 | | 1 | <div></div> 0.1% |
| 9629 | | 19 | <div></div> 1.7% |

Warning: these figures indicate the number of cases found in the data file. They cannot be interpreted as summary statistics of the population of interest.

File : Question 57 to 61

REC_TYPE: REC_TYPE

Information [Type= discrete] [Format=numeric] [Range= 13-13] [Missing=*]

Statistics [NW/ W] [Valid=1469 /-] [Invalid=0 /-]

| Value | Label | Cases | Percentage |
|-------|-------|-------|------------|
| 13 | | 1469 | 100.0% |

Warning: these figures indicate the number of cases found in the data file. They cannot be interpreted as summary statistics of the population of interest.

YEAR: YEAR

Information [Type= discrete] [Format=numeric] [Range= 2013-2013] [Missing=*]

Statistics [NW/ W] [Valid=1469 /-] [Invalid=0 /-]

| Value | Label | Cases | Percentage |
|-------|-------|-------|------------|
| 2013 | | 1469 | 100.0% |

Warning: these figures indicate the number of cases found in the data file. They cannot be interpreted as summary statistics of the population of interest.

MONTH: MONTH

Information [Type= discrete] [Format=character] [Missing=*]

Statistics [NW/ W] [Valid=1469 /-] [Invalid=0 /-]

| Value | Label | Cases | Percentage |
|-------|-------|-------|------------|
| 01 | | 163 | 11.1% |
| 02 | | 151 | 10.3% |
| 03 | | 118 | 8.0% |
| 04 | | 130 | 8.8% |
| 05 | | 132 | 9.0% |
| 06 | | 114 | 7.8% |
| 07 | | 122 | 8.3% |
| 08 | | 115 | 7.8% |
| 09 | | 120 | 8.2% |
| 10 | | 118 | 8.0% |
| 11 | | 91 | 6.2% |
| 12 | | 95 | 6.5% |

Warning: these figures indicate the number of cases found in the data file. They cannot be interpreted as summary statistics of the population of interest.

SECTOR: SECTOR

Information [Type= discrete] [Format=numeric] [Range= 1-3] [Missing=*]

Statistics [NW/ W] [Valid=1469 /-] [Invalid=0 /-]

| Value | Label | Cases | Percentage |
|-------|-------|-------|------------|
| 1 | | 213 | 14.5% |
| 2 | | 1204 | 82.0% |
| 3 | | 52 | 3.5% |

Warning: these figures indicate the number of cases found in the data file. They cannot be interpreted as summary statistics of the population of interest.

DISTRICT: DISTRICT

Information [Type= continuous] [Format=numeric] [Range= 11-92] [Missing=*]

Statistics [NW/ W] [Valid=1469 /-] [Invalid=0 /-] [Mean=43.796 /-] [StdDev=27.182 /-]

DS: DS

Information [Type= discrete] [Format=character] [Missing=*]

File : Question 57 to 61

DS: DS

Statistics [NW/ W] [Valid=1469 /-] [Invalid=0 /-]

| Value | Label | Cases | Percentage |
|-------|-------|-------|------------|
| 03 | | 80 | 5.4% |
| 05 | | 1 | 0.1% |
| 06 | | 129 | 8.8% |
| 09 | | 102 | 6.9% |
| 10 | | 2 | 0.1% |
| 11 | | 2 | 0.1% |
| 12 | | 89 | 6.1% |
| 15 | | 120 | 8.2% |
| 16 | | 1 | 0.1% |
| 18 | | 88 | 6.0% |
| 21 | | 79 | 5.4% |
| 24 | | 102 | 6.9% |
| 25 | | 11 | 0.7% |
| 27 | | 105 | 7.1% |
| 30 | | 77 | 5.2% |
| 31 | | 7 | 0.5% |
| 33 | | 63 | 4.3% |
| 34 | | 11 | 0.7% |
| 35 | | 5 | 0.3% |
| 36 | | 74 | 5.0% |
| 37 | | 1 | 0.1% |
| 38 | | 2 | 0.1% |
| 39 | | 68 | 4.6% |
| 41 | | 1 | 0.1% |
| 42 | | 64 | 4.4% |
| 45 | | 33 | 2.2% |
| 48 | | 31 | 2.1% |
| 49 | | 2 | 0.1% |
| 51 | | 28 | 1.9% |
| 54 | | 26 | 1.8% |
| 57 | | 19 | 1.3% |
| 60 | | 12 | 0.8% |
| 63 | | 5 | 0.3% |
| 69 | | 4 | 0.3% |
| 72 | | 4 | 0.3% |
| 75 | | 2 | 0.1% |
| 78 | | 5 | 0.3% |
| 81 | | 2 | 0.1% |
| 84 | | 7 | 0.5% |
| 87 | | 5 | 0.3% |

Warning: these figures indicate the number of cases found in the data file. They cannot be interpreted as summary statistics of the population of interest.

File : Question 57 to 61

PSU: PSU

Information [Type= discrete] [Format=character] [Missing=*]

Statistics [NW/ W] [Valid=1469 /-] [Invalid=0 /-]

| Value | Label | Cases | Percentage |
|-------|-------|-------|------------|
| 001 | | 18 | 1.2% |
| 002 | | 16 | 1.1% |
| 003 | | 9 | 0.6% |
| 004 | | 23 | 1.6% |
| 005 | | 22 | 1.5% |
| 006 | | 22 | 1.5% |
| 007 | | 17 | 1.2% |
| 008 | | 23 | 1.6% |
| 009 | | 19 | 1.3% |
| 010 | | 11 | 0.7% |
| 011 | | 21 | 1.4% |
| 012 | | 19 | 1.3% |
| 013 | | 14 | 1.0% |
| 014 | | 14 | 1.0% |
| 015 | | 22 | 1.5% |
| 016 | | 22 | 1.5% |
| 017 | | 24 | 1.6% |
| 018 | | 11 | 0.7% |
| 019 | | 17 | 1.2% |
| 020 | | 17 | 1.2% |
| 021 | | 17 | 1.2% |
| 022 | | 20 | 1.4% |
| 023 | | 12 | 0.8% |
| 024 | | 10 | 0.7% |
| 025 | | 19 | 1.3% |
| 026 | | 11 | 0.7% |
| 027 | | 19 | 1.3% |
| 028 | | 21 | 1.4% |
| 029 | | 15 | 1.0% |
| 030 | | 10 | 0.7% |
| 031 | | 13 | 0.9% |
| 032 | | 14 | 1.0% |
| 033 | | 13 | 0.9% |
| 034 | | 13 | 0.9% |
| 035 | | 18 | 1.2% |
| 036 | | 9 | 0.6% |
| 037 | | 18 | 1.2% |
| 038 | | 10 | 0.7% |
| 039 | | 12 | 0.8% |
| 040 | | 8 | 0.5% |
| 041 | | 24 | 1.6% |

File : Question 57 to 61

PSU: PSU

| Value | Label | Cases | Percentage |
|-------|-------|-------|------------|
| 042 | | 12 | 0.8% |
| 043 | | 8 | 0.5% |
| 044 | | 14 | 1.0% |
| 045 | | 10 | 0.7% |
| 046 | | 10 | 0.7% |
| 047 | | 10 | 0.7% |
| 048 | | 15 | 1.0% |
| 049 | | 13 | 0.9% |
| 050 | | 12 | 0.8% |
| 051 | | 11 | 0.7% |
| 052 | | 10 | 0.7% |
| 053 | | 10 | 0.7% |
| 054 | | 14 | 1.0% |
| 055 | | 8 | 0.5% |
| 056 | | 8 | 0.5% |
| 057 | | 15 | 1.0% |
| 058 | | 9 | 0.6% |
| 059 | | 13 | 0.9% |
| 060 | | 9 | 0.6% |
| 061 | | 6 | 0.4% |
| 062 | | 11 | 0.7% |
| 063 | | 7 | 0.5% |
| 064 | | 11 | 0.7% |
| 065 | | 8 | 0.5% |
| 066 | | 13 | 0.9% |
| 067 | | 9 | 0.6% |
| 068 | | 7 | 0.5% |
| 069 | | 5 | 0.3% |
| 070 | | 12 | 0.8% |
| 071 | | 3 | 0.2% |
| 072 | | 13 | 0.9% |
| 073 | | 1 | 0.1% |
| 074 | | 3 | 0.2% |
| 075 | | 11 | 0.7% |
| 076 | | 9 | 0.6% |
| 077 | | 7 | 0.5% |
| 078 | | 11 | 0.7% |
| 079 | | 22 | 1.5% |
| 080 | | 3 | 0.2% |
| 081 | | 8 | 0.5% |
| 082 | | 11 | 0.7% |
| 083 | | 1 | 0.1% |
| 084 | | 7 | 0.5% |

File : Question 57 to 61

PSU: PSU

| Value | Label | Cases | Percentage |
|-------|-------|-------|------------------|
| 085 | | 10 | <div></div> 0.7% |
| 086 | | 6 | <div></div> 0.4% |
| 087 | | 6 | <div></div> 0.4% |
| 088 | | 4 | <div></div> 0.3% |
| 089 | | 15 | <div></div> 1.0% |
| 090 | | 6 | <div></div> 0.4% |
| 091 | | 5 | <div></div> 0.3% |
| 092 | | 5 | <div></div> 0.3% |
| 093 | | 5 | <div></div> 0.3% |
| 094 | | 10 | <div></div> 0.7% |
| 095 | | 8 | <div></div> 0.5% |
| 096 | | 8 | <div></div> 0.5% |
| 097 | | 4 | <div></div> 0.3% |
| 098 | | 4 | <div></div> 0.3% |
| 099 | | 13 | <div></div> 0.9% |
| 100 | | 6 | <div></div> 0.4% |
| 101 | | 3 | <div></div> 0.2% |
| 102 | | 4 | <div></div> 0.3% |
| 103 | | 7 | <div></div> 0.5% |
| 104 | | 2 | <div></div> 0.1% |
| 105 | | 8 | <div></div> 0.5% |
| 106 | | 8 | <div></div> 0.5% |
| 107 | | 5 | <div></div> 0.3% |
| 108 | | 5 | <div></div> 0.3% |
| 109 | | 1 | <div></div> 0.1% |
| 110 | | 1 | <div></div> 0.1% |
| 111 | | 5 | <div></div> 0.3% |
| 112 | | 2 | <div></div> 0.1% |
| 113 | | 3 | <div></div> 0.2% |
| 114 | | 4 | <div></div> 0.3% |
| 115 | | 5 | <div></div> 0.3% |
| 116 | | 1 | <div></div> 0.1% |
| 117 | | 2 | <div></div> 0.1% |
| 118 | | 7 | <div></div> 0.5% |
| 119 | | 5 | <div></div> 0.3% |
| 120 | | 3 | <div></div> 0.2% |
| 121 | | 4 | <div></div> 0.3% |
| 122 | | 2 | <div></div> 0.1% |
| 123 | | 8 | <div></div> 0.5% |
| 124 | | 5 | <div></div> 0.3% |
| 125 | | 1 | <div></div> 0.1% |
| 126 | | 1 | <div></div> 0.1% |
| 127 | | 3 | <div></div> 0.2% |

File : Question 57 to 61

PSU: PSU

| Value | Label | Cases | Percentage |
|-------|-------|-------|-----------------------------|
| 128 | | 3 | <div><div></div></div> 0.2% |
| 129 | | 2 | <div><div></div></div> 0.1% |
| 130 | | 4 | <div><div></div></div> 0.3% |
| 131 | | 6 | <div><div></div></div> 0.4% |
| 133 | | 5 | <div><div></div></div> 0.3% |
| 134 | | 2 | <div><div></div></div> 0.1% |
| 135 | | 2 | <div><div></div></div> 0.1% |
| 136 | | 1 | <div><div></div></div> 0.1% |
| 137 | | 1 | <div><div></div></div> 0.1% |
| 138 | | 1 | <div><div></div></div> 0.1% |
| 139 | | 1 | <div><div></div></div> 0.1% |
| 140 | | 1 | <div><div></div></div> 0.1% |
| 141 | | 1 | <div><div></div></div> 0.1% |
| 142 | | 1 | <div><div></div></div> 0.1% |
| 143 | | 3 | <div><div></div></div> 0.2% |
| 145 | | 2 | <div><div></div></div> 0.1% |
| 148 | | 2 | <div><div></div></div> 0.1% |
| 149 | | 1 | <div><div></div></div> 0.1% |
| 150 | | 1 | <div><div></div></div> 0.1% |
| 151 | | 5 | <div><div></div></div> 0.3% |
| 152 | | 1 | <div><div></div></div> 0.1% |
| 153 | | 1 | <div><div></div></div> 0.1% |
| 154 | | 5 | <div><div></div></div> 0.3% |
| 155 | | 1 | <div><div></div></div> 0.1% |
| 156 | | 2 | <div><div></div></div> 0.1% |
| 157 | | 1 | <div><div></div></div> 0.1% |
| 159 | | 1 | <div><div></div></div> 0.1% |
| 160 | | 2 | <div><div></div></div> 0.1% |
| 162 | | 2 | <div><div></div></div> 0.1% |
| 166 | | 1 | <div><div></div></div> 0.1% |
| 167 | | 3 | <div><div></div></div> 0.2% |
| 168 | | 6 | <div><div></div></div> 0.4% |
| 169 | | 3 | <div><div></div></div> 0.2% |
| 172 | | 3 | <div><div></div></div> 0.2% |
| 173 | | 2 | <div><div></div></div> 0.1% |
| 174 | | 1 | <div><div></div></div> 0.1% |
| 176 | | 1 | <div><div></div></div> 0.1% |
| 179 | | 4 | <div><div></div></div> 0.3% |
| 180 | | 4 | <div><div></div></div> 0.3% |
| 181 | | 6 | <div><div></div></div> 0.4% |
| 182 | | 2 | <div><div></div></div> 0.1% |
| 183 | | 1 | <div><div></div></div> 0.1% |
| 184 | | 1 | <div><div></div></div> 0.1% |

File : Question 57 to 61

PSU: PSU

| Value | Label | Cases | Percentage |
|-------|-------|-------|------------|
| 185 | | 3 | 0.2% |
| 187 | | 1 | 0.1% |
| 188 | | 1 | 0.1% |
| 189 | | 1 | 0.1% |
| 191 | | 5 | 0.3% |
| 192 | | 1 | 0.1% |
| 193 | | 1 | 0.1% |
| 194 | | 3 | 0.2% |
| 195 | | 2 | 0.1% |
| 196 | | 1 | 0.1% |
| 197 | | 4 | 0.3% |
| 200 | | 4 | 0.3% |
| 201 | | 2 | 0.1% |
| 202 | | 7 | 0.5% |
| 203 | | 3 | 0.2% |
| 204 | | 1 | 0.1% |
| 205 | | 1 | 0.1% |
| 207 | | 3 | 0.2% |
| 208 | | 2 | 0.1% |
| 209 | | 4 | 0.3% |
| 210 | | 2 | 0.1% |
| 211 | | 3 | 0.2% |
| 212 | | 2 | 0.1% |
| 213 | | 1 | 0.1% |
| 214 | | 1 | 0.1% |
| 215 | | 2 | 0.1% |
| 216 | | 2 | 0.1% |
| 224 | | 1 | 0.1% |
| 225 | | 1 | 0.1% |
| 231 | | 1 | 0.1% |
| 232 | | 2 | 0.1% |
| 241 | | 1 | 0.1% |
| 248 | | 1 | 0.1% |
| 252 | | 1 | 0.1% |
| 258 | | 2 | 0.1% |

Warning: these figures indicate the number of cases found in the data file. They cannot be interpreted as summary statistics of the population of interest.

HUNO: HUNO

| Information | | [Type= discrete] [Format=character] [Missing=*] | |
|--------------------|-------|---|-------------------|
| Statistics [NW/ W] | | [Valid=1469 /-] [Invalid=0 /-] | |
| Value | Label | Cases | Percentage |
| 01 | | 152 | <div></div> 10.3% |
| 02 | | 165 | <div></div> 11.2% |
| 03 | | 132 | <div></div> 9.0% |

File : Question 57 to 61

HUNO: HUNO

| Value | Label | Cases | Percentage |
|-------|-------|-------|------------|
| 04 | | 142 | 9.7% |
| 05 | | 162 | 11.0% |
| 06 | | 138 | 9.4% |
| 07 | | 148 | 10.1% |
| 08 | | 133 | 9.1% |
| 09 | | 146 | 9.9% |
| 10 | | 151 | 10.3% |

Warning: these figures indicate the number of cases found in the data file. They cannot be interpreted as summary statistics of the population of interest.

HHNO: HHNO

| Information | [Type= discrete] [Format=numeric] [Range= 1-2] [Missing=*] | | |
|--------------------|--|-------|------------|
| Statistics [NW/ W] | [Valid=1469 /-] [Invalid=0 /-] | | |
| Value | Label | Cases | Percentage |
| 1 | | 1463 | 99.6% |
| 2 | | 6 | 0.4% |

Warning: these figures indicate the number of cases found in the data file. They cannot be interpreted as summary statistics of the population of interest.

HHSENO: HHSENO

| Information | [Type= discrete] [Format=character] [Missing=*] | | |
|--------------------|---|-------|------------|
| Statistics [NW/ W] | [Valid=1469 /-] [Invalid=0 /-] | | |
| Value | Label | Cases | Percentage |
| 001 | | 16 | 1.1% |
| 002 | | 21 | 1.4% |
| 003 | | 22 | 1.5% |
| 004 | | 23 | 1.6% |
| 005 | | 23 | 1.6% |
| 006 | | 23 | 1.6% |
| 007 | | 19 | 1.3% |
| 008 | | 14 | 1.0% |
| 009 | | 16 | 1.1% |
| 010 | | 21 | 1.4% |
| 011 | | 21 | 1.4% |
| 012 | | 23 | 1.6% |
| 013 | | 11 | 0.7% |
| 014 | | 20 | 1.4% |
| 015 | | 18 | 1.2% |
| 016 | | 22 | 1.5% |
| 017 | | 22 | 1.5% |
| 018 | | 11 | 0.7% |
| 019 | | 24 | 1.6% |
| 020 | | 23 | 1.6% |
| 021 | | 15 | 1.0% |
| 022 | | 25 | 1.7% |
| 023 | | 13 | 0.9% |

File : Question 57 to 61

HHSERNO: HHSERNO

| Value | Label | Cases | Percentage |
|-------|-------|-------|------------|
| 024 | | 13 | 0.9% |
| 025 | | 15 | 1.0% |
| 026 | | 13 | 0.9% |
| 027 | | 21 | 1.4% |
| 028 | | 15 | 1.0% |
| 029 | | 19 | 1.3% |
| 030 | | 13 | 0.9% |
| 031 | | 14 | 1.0% |
| 032 | | 15 | 1.0% |
| 033 | | 14 | 1.0% |
| 034 | | 13 | 0.9% |
| 035 | | 15 | 1.0% |
| 036 | | 9 | 0.6% |
| 037 | | 10 | 0.7% |
| 038 | | 10 | 0.7% |
| 039 | | 8 | 0.5% |
| 040 | | 11 | 0.7% |
| 041 | | 9 | 0.6% |
| 042 | | 8 | 0.5% |
| 043 | | 7 | 0.5% |
| 044 | | 10 | 0.7% |
| 045 | | 16 | 1.1% |
| 046 | | 15 | 1.0% |
| 047 | | 17 | 1.2% |
| 048 | | 16 | 1.1% |
| 049 | | 14 | 1.0% |
| 050 | | 15 | 1.0% |
| 051 | | 12 | 0.8% |
| 052 | | 9 | 0.6% |
| 053 | | 9 | 0.6% |
| 054 | | 19 | 1.3% |
| 055 | | 11 | 0.7% |
| 056 | | 10 | 0.7% |
| 057 | | 9 | 0.6% |
| 058 | | 7 | 0.5% |
| 059 | | 10 | 0.7% |
| 060 | | 12 | 0.8% |
| 061 | | 10 | 0.7% |
| 062 | | 7 | 0.5% |
| 063 | | 7 | 0.5% |
| 064 | | 7 | 0.5% |
| 065 | | 8 | 0.5% |
| 066 | | 7 | 0.5% |












































File : Question 57 to 61

HHSERNO: HHSERNO

| Value | Label | Cases | Percentage |
|-------|-------|-------|-----------------------------|
| 067 | | 7 | <div><div></div></div> 0.5% |
| 068 | | 14 | <div><div></div></div> 1.0% |
| 069 | | 8 | <div><div></div></div> 0.5% |
| 070 | | 8 | <div><div></div></div> 0.5% |
| 071 | | 7 | <div><div></div></div> 0.5% |
| 072 | | 9 | <div><div></div></div> 0.6% |
| 073 | | 8 | <div><div></div></div> 0.5% |
| 074 | | 7 | <div><div></div></div> 0.5% |
| 075 | | 9 | <div><div></div></div> 0.6% |
| 076 | | 11 | <div><div></div></div> 0.7% |
| 077 | | 9 | <div><div></div></div> 0.6% |
| 078 | | 12 | <div><div></div></div> 0.8% |
| 079 | | 17 | <div><div></div></div> 1.2% |
| 080 | | 7 | <div><div></div></div> 0.5% |
| 081 | | 10 | <div><div></div></div> 0.7% |
| 082 | | 11 | <div><div></div></div> 0.7% |
| 083 | | 15 | <div><div></div></div> 1.0% |
| 084 | | 6 | <div><div></div></div> 0.4% |
| 085 | | 10 | <div><div></div></div> 0.7% |
| 086 | | 8 | <div><div></div></div> 0.5% |
| 087 | | 4 | <div><div></div></div> 0.3% |
| 088 | | 3 | <div><div></div></div> 0.2% |
| 089 | | 7 | <div><div></div></div> 0.5% |
| 090 | | 12 | <div><div></div></div> 0.8% |
| 091 | | 9 | <div><div></div></div> 0.6% |
| 092 | | 12 | <div><div></div></div> 0.8% |
| 093 | | 4 | <div><div></div></div> 0.3% |
| 094 | | 10 | <div><div></div></div> 0.7% |
| 095 | | 7 | <div><div></div></div> 0.5% |
| 096 | | 6 | <div><div></div></div> 0.4% |
| 097 | | 8 | <div><div></div></div> 0.5% |
| 098 | | 7 | <div><div></div></div> 0.5% |
| 099 | | 6 | <div><div></div></div> 0.4% |
| 100 | | 6 | <div><div></div></div> 0.4% |
| 101 | | 2 | <div><div></div></div> 0.1% |
| 102 | | 3 | <div><div></div></div> 0.2% |
| 104 | | 4 | <div><div></div></div> 0.3% |
| 105 | | 2 | <div><div></div></div> 0.1% |
| 106 | | 3 | <div><div></div></div> 0.2% |
| 107 | | 1 | <div><div></div></div> 0.1% |
| 109 | | 3 | <div><div></div></div> 0.2% |
| 110 | | 1 | <div><div></div></div> 0.1% |
| 111 | | 2 | <div><div></div></div> 0.1% |

File : Question 57 to 61

HHSERNO: HHSERNO

| Value | Label | Cases | Percentage |
|-------|-------|-------|--|
| 112 | | 2 |  0.1% |
| 113 | | 3 |  0.2% |
| 115 | | 4 |  0.3% |
| 116 | | 4 |  0.3% |
| 117 | | 3 |  0.2% |
| 118 | | 5 |  0.3% |
| 119 | | 4 |  0.3% |
| 121 | | 2 |  0.1% |
| 122 | | 2 |  0.1% |
| 124 | | 1 |  0.1% |
| 126 | | 2 |  0.1% |
| 127 | | 1 |  0.1% |
| 129 | | 2 |  0.1% |
| 130 | | 1 |  0.1% |
| 131 | | 4 |  0.3% |
| 132 | | 4 |  0.3% |
| 133 | | 3 |  0.2% |
| 134 | | 6 |  0.4% |
| 135 | | 7 |  0.5% |
| 136 | | 1 |  0.1% |
| 137 | | 3 |  0.2% |
| 138 | | 2 |  0.1% |
| 139 | | 3 |  0.2% |
| 140 | | 1 |  0.1% |
| 142 | | 3 |  0.2% |
| 143 | | 2 |  0.1% |
| 144 | | 2 |  0.1% |
| 145 | | 6 |  0.4% |
| 146 | | 3 |  0.2% |
| 147 | | 5 |  0.3% |
| 148 | | 3 |  0.2% |
| 149 | | 2 |  0.1% |
| 150 | | 3 |  0.2% |
| 152 | | 4 |  0.3% |
| 153 | | 5 |  0.3% |
| 154 | | 3 |  0.2% |
| 155 | | 3 |  0.2% |
| 156 | | 1 |  0.1% |
| 159 | | 3 |  0.2% |
| 160 | | 4 |  0.3% |
| 161 | | 4 |  0.3% |
| 162 | | 7 |  0.5% |
| 163 | | 4 |  0.3% |

File : Question 57 to 61

HHSERNO: HHSERNO

| Value | Label | Cases | Percentage |
|-------|-------|-------|------------|
| 164 | | 1 | 0.1% |
| 165 | | 1 | 0.1% |
| 166 | | 3 | 0.2% |
| 167 | | 5 | 0.3% |
| 168 | | 4 | 0.3% |
| 169 | | 1 | 0.1% |
| 170 | | 2 | 0.1% |
| 171 | | 1 | 0.1% |
| 172 | | 1 | 0.1% |
| 173 | | 2 | 0.1% |
| 175 | | 1 | 0.1% |
| 176 | | 1 | 0.1% |
| 177 | | 1 | 0.1% |
| 178 | | 1 | 0.1% |
| 181 | | 6 | 0.4% |
| 182 | | 3 | 0.2% |
| 183 | | 1 | 0.1% |
| 185 | | 1 | 0.1% |
| 187 | | 1 | 0.1% |
| 188 | | 1 | 0.1% |
| 189 | | 1 | 0.1% |
| 190 | | 1 | 0.1% |
| 191 | | 2 | 0.1% |
| 192 | | 2 | 0.1% |
| 193 | | 2 | 0.1% |
| 195 | | 2 | 0.1% |
| 196 | | 1 | 0.1% |
| 198 | | 1 | 0.1% |
| 200 | | 1 | 0.1% |
| 201 | | 1 | 0.1% |
| 204 | | 2 | 0.1% |
| 207 | | 1 | 0.1% |
| 208 | | 1 | 0.1% |
| 209 | | 2 | 0.1% |
| 210 | | 1 | 0.1% |
| 212 | | 1 | 0.1% |
| 213 | | 1 | 0.1% |
| 220 | | 1 | 0.1% |

Warning: these figures indicate the number of cases found in the data file. They cannot be interpreted as summary statistics of the population of interest.

Q57SERNO: Q57SERNO

| | |
|--------------------|---|
| Information | [Type= discrete] [Format=character] [Missing=*] |
| Statistics [NW/ W] | [Valid=1468 /-] [Invalid=0 /-] |

File : Question 57 to 61

Q57SERNO: Q57SERNO

| Value | Label | Cases | Percentage |
|-------|-------|-------|------------|
| 01 | | 162 | 11.0% |
| 02 | | 266 | 18.1% |
| 03 | | 613 | 41.8% |
| 04 | | 277 | 18.9% |
| 05 | | 94 | 6.4% |
| 06 | | 34 | 2.3% |
| 07 | | 10 | 0.7% |
| 08 | | 6 | 0.4% |
| 09 | | 3 | 0.2% |
| 10 | | 3 | 0.2% |

Warning: these figures indicate the number of cases found in the data file. They cannot be interpreted as summary statistics of the population of interest.

Q57: Q57

| | |
|--------------------|---|
| Information | [Type= discrete] [Format=character] [Missing=*] |
| Statistics [NW/ W] | [Valid=1469 /-] [Invalid=0 /-] |

| Value | Label | Cases | Percentage |
|--------|-------|-------|------------|
| 000000 | | 1 | 0.1% |
| 001000 | | 2 | 0.1% |
| 002000 | | 4 | 0.3% |
| 002500 | | 3 | 0.2% |
| 003000 | | 1 | 0.1% |
| 004000 | | 1 | 0.1% |
| 005000 | | 15 | 1.0% |
| 006000 | | 9 | 0.6% |
| 006500 | | 2 | 0.1% |
| 007000 | | 10 | 0.7% |
| 007500 | | 3 | 0.2% |
| 008000 | | 29 | 2.0% |
| 009000 | | 2 | 0.1% |
| 010000 | | 150 | 10.2% |
| 010700 | | 1 | 0.1% |
| 011000 | | 1 | 0.1% |
| 011500 | | 1 | 0.1% |
| 012000 | | 52 | 3.5% |
| 012500 | | 3 | 0.2% |
| 013000 | | 3 | 0.2% |
| 015000 | | 413 | 28.1% |
| 016000 | | 12 | 0.8% |
| 017000 | | 1 | 0.1% |
| 018000 | | 48 | 3.3% |
| 020000 | | 373 | 25.4% |
| 021000 | | 3 | 0.2% |
| 021500 | | 1 | 0.1% |

File : Question 57 to 61

Q57: Q57

| Value | Label | Cases | Percentage |
|--------|-------|-------|------------|
| 022000 | | 8 | 0.5% |
| 023000 | | 2 | 0.1% |
| 024000 | | 12 | 0.8% |
| 025000 | | 127 | 8.6% |
| 027000 | | 1 | 0.1% |
| 028000 | | 1 | 0.1% |
| 030000 | | 69 | 4.7% |
| 033000 | | 1 | 0.1% |
| 035000 | | 17 | 1.2% |
| 040000 | | 23 | 1.6% |
| 050000 | | 31 | 2.1% |
| 055000 | | 1 | 0.1% |
| 060000 | | 7 | 0.5% |
| 070000 | | 1 | 0.1% |
| 075000 | | 1 | 0.1% |
| 080000 | | 1 | 0.1% |
| 090000 | | 1 | 0.1% |
| 100000 | | 5 | 0.3% |
| 100001 | | 1 | 0.1% |
| 112000 | | 1 | 0.1% |
| 120000 | | 1 | 0.1% |
| 120003 | | 1 | 0.1% |
| 130000 | | 1 | 0.1% |
| 150000 | | 3 | 0.2% |
| 200000 | | 2 | 0.1% |
| 200003 | | 1 | 0.1% |
| 240001 | | 1 | 0.1% |
| 300001 | | 1 | 0.1% |
| 300003 | | 1 | 0.1% |
| 500000 | | 1 | 0.1% |
| 900000 | | 1 | 0.1% |

Warning: these figures indicate the number of cases found in the data file. They cannot be interpreted as summary statistics of the population of interest.

Q58: Q58

| Information | | [Type= discrete] [Format=numeric] [Range= 1-3] [Missing=*] | |
|--------------------|-------|--|-------------------|
| Statistics [NW/ W] | | [Valid=1469 /-] [Invalid=0 /-] | |
| Value | Label | Cases | Percentage |
| 1 | | 476 | <div></div> 32.4% |
| 2 | | 361 | <div></div> 24.6% |
| 3 | | 632 | <div></div> 43.0% |

Warning: these figures indicate the number of cases found in the data file. They cannot be interpreted as summary statistics of the population of interest.

Q59: Q59

| | |
|-------------|--|
| Information | [Type= discrete] [Format=numeric] [Range= 1-2] [Missing=*] |
|-------------|--|

File : Question 57 to 61

Q59: Q59

Statistics [NW/ W] [Valid=1469 /-] [Invalid=0 /-]

| Value | Label | Cases | Percentage |
|-------|-------|-------|------------|
| 1 | | 500 | 34.0% |
| 2 | | 969 | 66.0% |

Warning: these figures indicate the number of cases found in the data file. They cannot be interpreted as summary statistics of the population of interest.

Q60: Q60

Information [Type= discrete] [Format=character] [Missing=*]

Statistics [NW/ W] [Valid=500 /-] [Invalid=0 /-]

| Value | Label | Cases | Percentage |
|-------|-------|-------|------------|
| 0110 | | 2 | 0.4% |
| 0120 | | 1 | 0.2% |
| 0130 | | 5 | 1.0% |
| 0210 | | 4 | 0.8% |
| 0230 | | 1 | 0.2% |
| 1212 | | 2 | 0.4% |
| 1213 | | 1 | 0.2% |
| 1221 | | 3 | 0.6% |
| 1223 | | 1 | 0.2% |
| 1321 | | 1 | 0.2% |
| 1341 | | 1 | 0.2% |
| 1346 | | 2 | 0.4% |
| 1420 | | 1 | 0.2% |
| 2141 | | 1 | 0.2% |
| 2161 | | 1 | 0.2% |
| 2212 | | 1 | 0.2% |
| 2221 | | 3 | 0.6% |
| 2310 | | 1 | 0.2% |
| 2330 | | 8 | 1.6% |
| 2341 | | 3 | 0.6% |
| 2342 | | 5 | 1.0% |
| 2359 | | 1 | 0.2% |
| 2511 | | 1 | 0.2% |
| 2512 | | 2 | 0.4% |
| 2652 | | 1 | 0.2% |
| 3111 | | 2 | 0.4% |
| 3113 | | 2 | 0.4% |
| 3114 | | 1 | 0.2% |
| 3115 | | 1 | 0.2% |
| 3118 | | 1 | 0.2% |
| 3122 | | 7 | 1.4% |
| 3123 | | 2 | 0.4% |
| 3151 | | 1 | 0.2% |
| 3211 | | 1 | 0.2% |

File : Question 57 to 61

Q60: Q60

| Value | Label | Cases | Percentage |
|-------|-------|-------|------------|
| 3213 | | 1 | 0.2% |
| 3312 | | 1 | 0.2% |
| 3313 | | 3 | 0.6% |
| 3322 | | 2 | 0.4% |
| 3333 | | 1 | 0.2% |
| 3341 | | 2 | 0.4% |
| 3360 | | 3 | 0.6% |
| 3421 | | 1 | 0.2% |
| 3432 | | 1 | 0.2% |
| 3511 | | 3 | 0.6% |
| 3513 | | 2 | 0.4% |
| 4110 | | 11 | 2.2% |
| 4131 | | 1 | 0.2% |
| 4132 | | 7 | 1.4% |
| 4211 | | 10 | 2.0% |
| 4311 | | 8 | 1.6% |
| 4312 | | 2 | 0.4% |
| 4321 | | 5 | 1.0% |
| 4323 | | 1 | 0.2% |
| 4413 | | 1 | 0.2% |
| 4415 | | 1 | 0.2% |
| 4419 | | 2 | 0.4% |
| 5113 | | 1 | 0.2% |
| 5121 | | 3 | 0.6% |
| 5122 | | 2 | 0.4% |
| 5131 | | 6 | 1.2% |
| 5142 | | 3 | 0.6% |
| 5151 | | 3 | 0.6% |
| 5211 | | 15 | 3.0% |
| 5212 | | 1 | 0.2% |
| 5221 | | 1 | 0.2% |
| 5223 | | 12 | 2.4% |
| 5230 | | 2 | 0.4% |
| 5243 | | 1 | 0.2% |
| 5244 | | 1 | 0.2% |
| 5249 | | 2 | 0.4% |
| 5329 | | 1 | 0.2% |
| 5411 | | 1 | 0.2% |
| 5414 | | 9 | 1.8% |
| 6111 | | 4 | 0.8% |
| 6112 | | 1 | 0.2% |
| 6113 | | 5 | 1.0% |
| 6116 | | 2 | 0.4% |

File : Question 57 to 61

Q60: Q60

| Value | Label | Cases | Percentage |
|-------|-------|-------|------------|
| 6117 | | 1 | 0.2% |
| 6118 | | 1 | 0.2% |
| 6411 | | 3 | 0.6% |
| 7111 | | 1 | 0.2% |
| 7112 | | 1 | 0.2% |
| 7113 | | 1 | 0.2% |
| 7114 | | 3 | 0.6% |
| 7115 | | 3 | 0.6% |
| 7116 | | 6 | 1.2% |
| 7122 | | 2 | 0.4% |
| 7126 | | 1 | 0.2% |
| 7131 | | 1 | 0.2% |
| 7214 | | 2 | 0.4% |
| 7223 | | 1 | 0.2% |
| 7231 | | 6 | 1.2% |
| 7317 | | 1 | 0.2% |
| 7411 | | 1 | 0.2% |
| 7412 | | 6 | 1.2% |
| 7421 | | 2 | 0.4% |
| 7422 | | 1 | 0.2% |
| 7511 | | 1 | 0.2% |
| 7512 | | 7 | 1.4% |
| 7513 | | 1 | 0.2% |
| 7514 | | 1 | 0.2% |
| 7515 | | 1 | 0.2% |
| 7531 | | 33 | 6.6% |
| 7532 | | 6 | 1.2% |
| 7533 | | 12 | 2.4% |
| 7536 | | 2 | 0.4% |
| 8121 | | 2 | 0.4% |
| 8152 | | 2 | 0.4% |
| 8153 | | 13 | 2.6% |
| 8160 | | 2 | 0.4% |
| 8181 | | 1 | 0.2% |
| 8183 | | 1 | 0.2% |
| 8189 | | 2 | 0.4% |
| 8212 | | 1 | 0.2% |
| 8322 | | 8 | 1.6% |
| 8323 | | 2 | 0.4% |
| 8331 | | 9 | 1.8% |
| 8332 | | 11 | 2.2% |
| 9111 | | 18 | 3.6% |
| 9112 | | 8 | 1.6% |

File : Question 57 to 61

Q60: Q60

| Value | Label | Cases | Percentage |
|-------|-------|-------|------------|
| 9211 | | 26 | 5.2% |
| 9212 | | 4 | 0.8% |
| 9213 | | 2 | 0.4% |
| 9214 | | 3 | 0.6% |
| 9217 | | 4 | 0.8% |
| 9311 | | 4 | 0.8% |
| 9312 | | 1 | 0.2% |
| 9313 | | 14 | 2.8% |
| 9321 | | 8 | 1.6% |
| 9322 | | 18 | 3.6% |
| 9331 | | 1 | 0.2% |
| 9333 | | 1 | 0.2% |
| 9335 | | 1 | 0.2% |
| 9520 | | 1 | 0.2% |
| 9611 | | 1 | 0.2% |
| 9613 | | 1 | 0.2% |
| 9621 | | 1 | 0.2% |
| 9629 | | 5 | 1.0% |

Warning: these figures indicate the number of cases found in the data file. They cannot be interpreted as summary statistics of the population of interest.

Q61: Q61

| | | | |
|--------------------|-------|--|-------------------|
| Information | | [Type= discrete] [Format=numeric] [Range= 1-4] [Missing=*] | |
| Statistics [NW/ W] | | [Valid=500 /-] [Invalid=969 /-] | |
| Value | Label | Cases | Percentage |
| 1 | | 422 | <div></div> 84.4% |
| 2 | | 5 | <div></div> 1.0% |
| 3 | | 43 | <div></div> 8.6% |
| 4 | | 30 | <div></div> 6.0% |
| Sysmiss | | 969 | |

Warning: these figures indicate the number of cases found in the data file. They cannot be interpreted as summary statistics of the population of interest.

File : Question 62 to 64

REC_TYPE: REC_TYPE

Information [Type= discrete] [Format=numeric] [Range= 14-14] [Missing=*]

Statistics [NW/ W] [Valid=58386 /-] [Invalid=0 /-]

| Value | Label | Cases | Percentage |
|-------|-------|-------|------------|
| 14 | | 58386 | 100.0% |

Warning: these figures indicate the number of cases found in the data file. They cannot be interpreted as summary statistics of the population of interest.

YEAR: YEAR

Information [Type= discrete] [Format=numeric] [Range= 2013-2013] [Missing=*]

Statistics [NW/ W] [Valid=58386 /-] [Invalid=0 /-]

| Value | Label | Cases | Percentage |
|-------|-------|-------|------------|
| 2013 | | 58386 | 100.0% |

Warning: these figures indicate the number of cases found in the data file. They cannot be interpreted as summary statistics of the population of interest.

MONTH: MONTH

Information [Type= discrete] [Format=character] [Missing=*]

Statistics [NW/ W] [Valid=58386 /-] [Invalid=0 /-]

| Value | Label | Cases | Percentage |
|-------|-------|-------|------------|
| 01 | | 4933 | 8.4% |
| 02 | | 4924 | 8.4% |
| 03 | | 4923 | 8.4% |
| 04 | | 5033 | 8.6% |
| 05 | | 4872 | 8.3% |
| 06 | | 4954 | 8.5% |
| 07 | | 4979 | 8.5% |
| 08 | | 4891 | 8.4% |
| 09 | | 4748 | 8.1% |
| 10 | | 4775 | 8.2% |
| 11 | | 4590 | 7.9% |
| 12 | | 4764 | 8.2% |

Warning: these figures indicate the number of cases found in the data file. They cannot be interpreted as summary statistics of the population of interest.

SECTOR: SECTOR

Information [Type= discrete] [Format=numeric] [Range= 1-3] [Missing=*]

Statistics [NW/ W] [Valid=58386 /-] [Invalid=0 /-]

| Value | Label | Cases | Percentage |
|-------|-------|-------|------------|
| 1 | | 9685 | 16.6% |
| 2 | | 46441 | 79.5% |
| 3 | | 2260 | 3.9% |

Warning: these figures indicate the number of cases found in the data file. They cannot be interpreted as summary statistics of the population of interest.

DISTRICT: DISTRICT

Information [Type= continuous] [Format=numeric] [Range= 11-92] [Missing=*]

Statistics [NW/ W] [Valid=58386 /-] [Invalid=0 /-] [Mean=41.555 /-] [StdDev=26.334 /-]

DS: DS

Information [Type= discrete] [Format=character] [Missing=*]

File : Question 62 to 64

DS: DS

Statistics [NW/ W] [Valid=58386 /-] [Invalid=0 /-]

| Value | Label | Cases | Percentage |
|-------|-------|-------|------------|
| 03 | | 4705 | 8.1% |
| 04 | | 28 | 0.0% |
| 05 | | 43 | 0.1% |
| 06 | | 4375 | 7.5% |
| 09 | | 4663 | 8.0% |
| 10 | | 282 | 0.5% |
| 11 | | 270 | 0.5% |
| 12 | | 4269 | 7.3% |
| 13 | | 23 | 0.0% |
| 15 | | 4105 | 7.0% |
| 16 | | 78 | 0.1% |
| 18 | | 3242 | 5.6% |
| 19 | | 67 | 0.1% |
| 20 | | 15 | 0.0% |
| 21 | | 3181 | 5.4% |
| 22 | | 62 | 0.1% |
| 24 | | 3261 | 5.6% |
| 25 | | 244 | 0.4% |
| 27 | | 3553 | 6.1% |
| 30 | | 3462 | 5.9% |
| 31 | | 466 | 0.8% |
| 33 | | 3261 | 5.6% |
| 34 | | 408 | 0.7% |
| 35 | | 66 | 0.1% |
| 36 | | 2939 | 5.0% |
| 37 | | 150 | 0.3% |
| 38 | | 208 | 0.4% |
| 39 | | 2395 | 4.1% |
| 40 | | 102 | 0.2% |
| 41 | | 115 | 0.2% |
| 42 | | 1623 | 2.8% |
| 45 | | 1157 | 2.0% |
| 48 | | 1249 | 2.1% |
| 49 | | 132 | 0.2% |
| 51 | | 774 | 1.3% |
| 54 | | 803 | 1.4% |
| 57 | | 390 | 0.7% |
| 60 | | 303 | 0.5% |
| 63 | | 289 | 0.5% |
| 66 | | 165 | 0.3% |
| 69 | | 158 | 0.3% |
| 72 | | 230 | 0.4% |

File : Question 62 to 64

DS: DS

| Value | Label | Cases | Percentage |
|-------|-------|-------|------------|
| 75 | | 194 | 0.3% |
| 78 | | 356 | 0.6% |
| 81 | | 152 | 0.3% |
| 84 | | 177 | 0.3% |
| 87 | | 196 | 0.3% |

Warning: these figures indicate the number of cases found in the data file. They cannot be interpreted as summary statistics of the population of interest.

PSU: PSU

| | |
|--------------------|---|
| Information | [Type= discrete] [Format=character] [Missing=*] |
| Statistics [NW/ W] | [Valid=58386 /-] [Invalid=0 /-] |

| Value | Label | Cases | Percentage |
|-------|-------|-------|------------|
| 001 | | 571 | 1.0% |
| 002 | | 568 | 1.0% |
| 003 | | 554 | 0.9% |
| 004 | | 553 | 0.9% |
| 005 | | 580 | 1.0% |
| 006 | | 620 | 1.1% |
| 007 | | 586 | 1.0% |
| 008 | | 608 | 1.0% |
| 009 | | 624 | 1.1% |
| 010 | | 598 | 1.0% |
| 011 | | 604 | 1.0% |
| 012 | | 557 | 1.0% |
| 013 | | 607 | 1.0% |
| 014 | | 565 | 1.0% |
| 015 | | 550 | 0.9% |
| 016 | | 565 | 1.0% |
| 017 | | 626 | 1.1% |
| 018 | | 590 | 1.0% |
| 019 | | 576 | 1.0% |
| 020 | | 586 | 1.0% |
| 021 | | 571 | 1.0% |
| 022 | | 617 | 1.1% |
| 023 | | 597 | 1.0% |
| 024 | | 586 | 1.0% |
| 025 | | 637 | 1.1% |
| 026 | | 585 | 1.0% |
| 027 | | 614 | 1.1% |
| 028 | | 558 | 1.0% |
| 029 | | 627 | 1.1% |
| 030 | | 566 | 1.0% |
| 031 | | 579 | 1.0% |
| 032 | | 556 | 1.0% |
| 033 | | 597 | 1.0% |

File : Question 62 to 64

PSU: PSU

| Value | Label | Cases | Percentage |
|-------|-------|-------|------------|
| 034 | | 576 | 1.0% |
| 035 | | 624 | 1.1% |
| 036 | | 596 | 1.0% |
| 037 | | 477 | 0.8% |
| 038 | | 419 | 0.7% |
| 039 | | 473 | 0.8% |
| 040 | | 498 | 0.9% |
| 041 | | 500 | 0.9% |
| 042 | | 463 | 0.8% |
| 043 | | 450 | 0.8% |
| 044 | | 484 | 0.8% |
| 045 | | 508 | 0.9% |
| 046 | | 519 | 0.9% |
| 047 | | 438 | 0.8% |
| 048 | | 455 | 0.8% |
| 049 | | 465 | 0.8% |
| 050 | | 451 | 0.8% |
| 051 | | 436 | 0.7% |
| 052 | | 375 | 0.6% |
| 053 | | 423 | 0.7% |
| 054 | | 435 | 0.7% |
| 055 | | 459 | 0.8% |
| 056 | | 385 | 0.7% |
| 057 | | 430 | 0.7% |
| 058 | | 424 | 0.7% |
| 059 | | 410 | 0.7% |
| 060 | | 411 | 0.7% |
| 061 | | 339 | 0.6% |
| 062 | | 384 | 0.7% |
| 063 | | 346 | 0.6% |
| 064 | | 375 | 0.6% |
| 065 | | 369 | 0.6% |
| 066 | | 410 | 0.7% |
| 067 | | 360 | 0.6% |
| 068 | | 285 | 0.5% |
| 069 | | 309 | 0.5% |
| 070 | | 308 | 0.5% |
| 071 | | 297 | 0.5% |
| 072 | | 338 | 0.6% |
| 073 | | 297 | 0.5% |
| 074 | | 240 | 0.4% |
| 075 | | 318 | 0.5% |
| 076 | | 312 | 0.5% |

File : Question 62 to 64

PSU: PSU

| Value | Label | Cases | Percentage |
|-------|-------|-------|------------|
| 077 | | 316 | 0.5% |
| 078 | | 300 | 0.5% |
| 079 | | 352 | 0.6% |
| 080 | | 311 | 0.5% |
| 081 | | 318 | 0.5% |
| 082 | | 272 | 0.5% |
| 083 | | 308 | 0.5% |
| 084 | | 318 | 0.5% |
| 085 | | 303 | 0.5% |
| 086 | | 278 | 0.5% |
| 087 | | 306 | 0.5% |
| 088 | | 287 | 0.5% |
| 089 | | 287 | 0.5% |
| 090 | | 238 | 0.4% |
| 091 | | 219 | 0.4% |
| 092 | | 243 | 0.4% |
| 093 | | 250 | 0.4% |
| 094 | | 250 | 0.4% |
| 095 | | 264 | 0.5% |
| 096 | | 259 | 0.4% |
| 097 | | 279 | 0.5% |
| 098 | | 232 | 0.4% |
| 099 | | 278 | 0.5% |
| 100 | | 256 | 0.4% |
| 101 | | 238 | 0.4% |
| 102 | | 202 | 0.3% |
| 103 | | 214 | 0.4% |
| 104 | | 207 | 0.4% |
| 105 | | 230 | 0.4% |
| 106 | | 227 | 0.4% |
| 107 | | 233 | 0.4% |
| 108 | | 196 | 0.3% |
| 109 | | 223 | 0.4% |
| 110 | | 204 | 0.3% |
| 111 | | 177 | 0.3% |
| 112 | | 195 | 0.3% |
| 113 | | 186 | 0.3% |
| 114 | | 227 | 0.4% |
| 115 | | 201 | 0.3% |
| 116 | | 205 | 0.4% |
| 117 | | 217 | 0.4% |
| 118 | | 172 | 0.3% |
| 119 | | 163 | 0.3% |

File : Question 62 to 64

PSU: PSU

| Value | Label | Cases | Percentage |
|-------|-------|-------|------------|
| 120 | | 177 | 0.3% |
| 121 | | 140 | 0.2% |
| 122 | | 140 | 0.2% |
| 123 | | 155 | 0.3% |
| 124 | | 135 | 0.2% |
| 125 | | 158 | 0.3% |
| 126 | | 134 | 0.2% |
| 127 | | 119 | 0.2% |
| 128 | | 129 | 0.2% |
| 129 | | 113 | 0.2% |
| 130 | | 150 | 0.3% |
| 131 | | 101 | 0.2% |
| 132 | | 99 | 0.2% |
| 133 | | 75 | 0.1% |
| 134 | | 82 | 0.1% |
| 135 | | 98 | 0.2% |
| 136 | | 106 | 0.2% |
| 137 | | 92 | 0.2% |
| 138 | | 81 | 0.1% |
| 139 | | 82 | 0.1% |
| 140 | | 93 | 0.2% |
| 141 | | 109 | 0.2% |
| 142 | | 81 | 0.1% |
| 143 | | 120 | 0.2% |
| 144 | | 94 | 0.2% |
| 145 | | 95 | 0.2% |
| 146 | | 90 | 0.2% |
| 147 | | 94 | 0.2% |
| 148 | | 98 | 0.2% |
| 149 | | 84 | 0.1% |
| 150 | | 113 | 0.2% |
| 151 | | 89 | 0.2% |
| 152 | | 113 | 0.2% |
| 153 | | 101 | 0.2% |
| 154 | | 80 | 0.1% |
| 155 | | 69 | 0.1% |
| 156 | | 91 | 0.2% |
| 157 | | 94 | 0.2% |
| 158 | | 92 | 0.2% |
| 159 | | 70 | 0.1% |
| 160 | | 74 | 0.1% |
| 161 | | 100 | 0.2% |
| 162 | | 107 | 0.2% |

File : Question 62 to 64

PSU: PSU

| Value | Label | Cases | Percentage |
|-------|-------|-------|------------------|
| 163 | | 83 | <div></div> 0.1% |
| 164 | | 83 | <div></div> 0.1% |
| 165 | | 92 | <div></div> 0.2% |
| 166 | | 99 | <div></div> 0.2% |
| 167 | | 104 | <div></div> 0.2% |
| 168 | | 102 | <div></div> 0.2% |
| 169 | | 107 | <div></div> 0.2% |
| 170 | | 90 | <div></div> 0.2% |
| 171 | | 72 | <div></div> 0.1% |
| 172 | | 83 | <div></div> 0.1% |
| 173 | | 108 | <div></div> 0.2% |
| 174 | | 111 | <div></div> 0.2% |
| 175 | | 97 | <div></div> 0.2% |
| 176 | | 97 | <div></div> 0.2% |
| 177 | | 95 | <div></div> 0.2% |
| 178 | | 88 | <div></div> 0.2% |
| 179 | | 95 | <div></div> 0.2% |
| 180 | | 97 | <div></div> 0.2% |
| 181 | | 93 | <div></div> 0.2% |
| 182 | | 81 | <div></div> 0.1% |
| 183 | | 86 | <div></div> 0.1% |
| 184 | | 89 | <div></div> 0.2% |
| 185 | | 89 | <div></div> 0.2% |
| 186 | | 82 | <div></div> 0.1% |
| 187 | | 82 | <div></div> 0.1% |
| 188 | | 95 | <div></div> 0.2% |
| 189 | | 86 | <div></div> 0.1% |
| 190 | | 85 | <div></div> 0.1% |
| 191 | | 87 | <div></div> 0.1% |
| 192 | | 89 | <div></div> 0.2% |
| 193 | | 109 | <div></div> 0.2% |
| 194 | | 80 | <div></div> 0.1% |
| 195 | | 74 | <div></div> 0.1% |
| 196 | | 99 | <div></div> 0.2% |
| 197 | | 95 | <div></div> 0.2% |
| 198 | | 97 | <div></div> 0.2% |
| 199 | | 77 | <div></div> 0.1% |
| 200 | | 85 | <div></div> 0.1% |
| 201 | | 88 | <div></div> 0.2% |
| 202 | | 102 | <div></div> 0.2% |
| 203 | | 86 | <div></div> 0.1% |
| 204 | | 87 | <div></div> 0.1% |
| 205 | | 79 | <div></div> 0.1% |

File : Question 62 to 64

PSU: PSU

| Value | Label | Cases | Percentage |
|-------|-------|-------|------------|
| 206 | | 118 | 0.2% |
| 207 | | 88 | 0.2% |
| 208 | | 80 | 0.1% |
| 209 | | 94 | 0.2% |
| 210 | | 92 | 0.2% |
| 211 | | 79 | 0.1% |
| 212 | | 71 | 0.1% |
| 213 | | 66 | 0.1% |
| 214 | | 49 | 0.1% |
| 215 | | 81 | 0.1% |
| 216 | | 47 | 0.1% |
| 217 | | 17 | 0.0% |
| 218 | | 43 | 0.1% |
| 219 | | 41 | 0.1% |
| 220 | | 25 | 0.0% |
| 221 | | 51 | 0.1% |
| 222 | | 54 | 0.1% |
| 223 | | 31 | 0.1% |
| 224 | | 54 | 0.1% |
| 225 | | 61 | 0.1% |
| 226 | | 52 | 0.1% |
| 227 | | 46 | 0.1% |
| 228 | | 24 | 0.0% |
| 229 | | 21 | 0.0% |
| 230 | | 20 | 0.0% |
| 231 | | 23 | 0.0% |
| 232 | | 24 | 0.0% |
| 233 | | 28 | 0.0% |
| 234 | | 28 | 0.0% |
| 235 | | 21 | 0.0% |
| 236 | | 28 | 0.0% |
| 237 | | 23 | 0.0% |
| 238 | | 23 | 0.0% |
| 239 | | 34 | 0.1% |
| 240 | | 18 | 0.0% |
| 241 | | 16 | 0.0% |
| 242 | | 25 | 0.0% |
| 243 | | 19 | 0.0% |
| 244 | | 24 | 0.0% |
| 245 | | 31 | 0.1% |
| 246 | | 20 | 0.0% |
| 247 | | 14 | 0.0% |
| 248 | | 20 | 0.0% |

File : Question 62 to 64

PSU: PSU

| Value | Label | Cases | Percentage |
|-------|-------|-------|------------|
| 249 | | 16 | 0.0% |
| 250 | | 21 | 0.0% |
| 252 | | 29 | 0.0% |
| 253 | | 21 | 0.0% |
| 254 | | 32 | 0.1% |
| 255 | | 31 | 0.1% |
| 256 | | 20 | 0.0% |
| 257 | | 30 | 0.1% |
| 258 | | 28 | 0.0% |
| 259 | | 22 | 0.0% |

Warning: these figures indicate the number of cases found in the data file. They cannot be interpreted as summary statistics of the population of interest.

HUNO: HUNO

| | |
|--------------------|---|
| Information | [Type= discrete] [Format=character] [Missing=*] |
| Statistics [NW/ W] | [Valid=58386 /-] [Invalid=0 /-] |

| Value | Label | Cases | Percentage |
|-------|-------|-------|------------|
| 01 | | 6064 | 10.4% |
| 02 | | 5850 | 10.0% |
| 03 | | 5864 | 10.0% |
| 04 | | 5787 | 9.9% |
| 05 | | 5946 | 10.2% |
| 06 | | 5913 | 10.1% |
| 07 | | 5892 | 10.1% |
| 08 | | 5824 | 10.0% |
| 09 | | 5682 | 9.7% |
| 10 | | 5564 | 9.5% |

Warning: these figures indicate the number of cases found in the data file. They cannot be interpreted as summary statistics of the population of interest.

HHNO: HHNO

| | |
|--------------------|--|
| Information | [Type= discrete] [Format=numeric] [Range= 1-4] [Missing=*] |
| Statistics [NW/ W] | [Valid=58386 /-] [Invalid=0 /-] |

| Value | Label | Cases | Percentage |
|-------|-------|-------|------------|
| 1 | | 58174 | 99.6% |
| 2 | | 199 | 0.3% |
| 3 | | 5 | 0.0% |
| 4 | | 8 | 0.0% |

Warning: these figures indicate the number of cases found in the data file. They cannot be interpreted as summary statistics of the population of interest.

HHSENO: HHSENO

| | |
|--------------------|---|
| Information | [Type= discrete] [Format=character] [Missing=*] |
| Statistics [NW/ W] | [Valid=58386 /-] [Invalid=0 /-] |

| Value | Label | Cases | Percentage |
|-------|-------|-------|------------|
| 001 | | 795 | 1.4% |
| 002 | | 772 | 1.3% |

File : Question 62 to 64

HHSERNO: HHSERNO

| Value | Label | Cases | Percentage |
|-------|-------|-------|------------|
| 003 | | 732 | 1.3% |
| 004 | | 791 | 1.4% |
| 005 | | 794 | 1.4% |
| 006 | | 732 | 1.3% |
| 007 | | 763 | 1.3% |
| 008 | | 702 | 1.2% |
| 009 | | 768 | 1.3% |
| 010 | | 727 | 1.2% |
| 011 | | 748 | 1.3% |
| 012 | | 750 | 1.3% |
| 013 | | 728 | 1.2% |
| 014 | | 673 | 1.2% |
| 015 | | 726 | 1.2% |
| 016 | | 736 | 1.3% |
| 017 | | 725 | 1.2% |
| 018 | | 762 | 1.3% |
| 019 | | 732 | 1.3% |
| 020 | | 652 | 1.1% |
| 021 | | 683 | 1.2% |
| 022 | | 701 | 1.2% |
| 023 | | 680 | 1.2% |
| 024 | | 705 | 1.2% |
| 025 | | 657 | 1.1% |
| 026 | | 689 | 1.2% |
| 027 | | 707 | 1.2% |
| 028 | | 672 | 1.2% |
| 029 | | 676 | 1.2% |
| 030 | | 690 | 1.2% |
| 031 | | 619 | 1.1% |
| 032 | | 577 | 1.0% |
| 033 | | 622 | 1.1% |
| 034 | | 595 | 1.0% |
| 035 | | 582 | 1.0% |
| 036 | | 585 | 1.0% |
| 037 | | 570 | 1.0% |
| 038 | | 596 | 1.0% |
| 039 | | 519 | 0.9% |
| 040 | | 538 | 0.9% |
| 041 | | 531 | 0.9% |
| 042 | | 508 | 0.9% |
| 043 | | 545 | 0.9% |
| 044 | | 498 | 0.9% |
| 045 | | 514 | 0.9% |

File : Question 62 to 64

HHSERNO: HHSERNO

| Value | Label | Cases | Percentage |
|-------|-------|-------|------------|
| 046 | | 489 | 0.8% |
| 047 | | 479 | 0.8% |
| 048 | | 528 | 0.9% |
| 049 | | 527 | 0.9% |
| 050 | | 481 | 0.8% |
| 051 | | 421 | 0.7% |
| 052 | | 368 | 0.6% |
| 053 | | 375 | 0.6% |
| 054 | | 401 | 0.7% |
| 055 | | 377 | 0.6% |
| 056 | | 385 | 0.7% |
| 057 | | 379 | 0.6% |
| 058 | | 381 | 0.7% |
| 059 | | 375 | 0.6% |
| 060 | | 370 | 0.6% |
| 061 | | 349 | 0.6% |
| 062 | | 335 | 0.6% |
| 063 | | 338 | 0.6% |
| 064 | | 352 | 0.6% |
| 065 | | 367 | 0.6% |
| 066 | | 340 | 0.6% |
| 067 | | 354 | 0.6% |
| 068 | | 330 | 0.6% |
| 069 | | 296 | 0.5% |
| 070 | | 343 | 0.6% |
| 071 | | 303 | 0.5% |
| 072 | | 286 | 0.5% |
| 073 | | 272 | 0.5% |
| 074 | | 280 | 0.5% |
| 075 | | 271 | 0.5% |
| 076 | | 336 | 0.6% |
| 077 | | 332 | 0.6% |
| 078 | | 330 | 0.6% |
| 079 | | 299 | 0.5% |
| 080 | | 301 | 0.5% |
| 081 | | 273 | 0.5% |
| 082 | | 251 | 0.4% |
| 083 | | 282 | 0.5% |
| 084 | | 266 | 0.5% |
| 085 | | 290 | 0.5% |
| 086 | | 301 | 0.5% |
| 087 | | 272 | 0.5% |
| 088 | | 251 | 0.4% |












































File : Question 62 to 64

HHSERNO: HHSERNO

| Value | Label | Cases | Percentage |
|-------|-------|-------|------------------|
| 089 | | 273 | <div></div> 0.5% |
| 090 | | 270 | <div></div> 0.5% |
| 091 | | 252 | <div></div> 0.4% |
| 092 | | 264 | <div></div> 0.5% |
| 093 | | 227 | <div></div> 0.4% |
| 094 | | 239 | <div></div> 0.4% |
| 095 | | 258 | <div></div> 0.4% |
| 096 | | 250 | <div></div> 0.4% |
| 097 | | 227 | <div></div> 0.4% |
| 098 | | 231 | <div></div> 0.4% |
| 099 | | 225 | <div></div> 0.4% |
| 100 | | 211 | <div></div> 0.4% |
| 101 | | 149 | <div></div> 0.3% |
| 102 | | 132 | <div></div> 0.2% |
| 103 | | 148 | <div></div> 0.3% |
| 104 | | 136 | <div></div> 0.2% |
| 105 | | 128 | <div></div> 0.2% |
| 106 | | 129 | <div></div> 0.2% |
| 107 | | 145 | <div></div> 0.2% |
| 108 | | 125 | <div></div> 0.2% |
| 109 | | 129 | <div></div> 0.2% |
| 110 | | 116 | <div></div> 0.2% |
| 111 | | 99 | <div></div> 0.2% |
| 112 | | 110 | <div></div> 0.2% |
| 113 | | 103 | <div></div> 0.2% |
| 114 | | 97 | <div></div> 0.2% |
| 115 | | 121 | <div></div> 0.2% |
| 116 | | 118 | <div></div> 0.2% |
| 117 | | 122 | <div></div> 0.2% |
| 118 | | 108 | <div></div> 0.2% |
| 119 | | 108 | <div></div> 0.2% |
| 120 | | 109 | <div></div> 0.2% |
| 121 | | 109 | <div></div> 0.2% |
| 122 | | 125 | <div></div> 0.2% |
| 123 | | 111 | <div></div> 0.2% |
| 124 | | 110 | <div></div> 0.2% |
| 125 | | 122 | <div></div> 0.2% |
| 126 | | 115 | <div></div> 0.2% |
| 127 | | 110 | <div></div> 0.2% |
| 128 | | 122 | <div></div> 0.2% |
| 129 | | 105 | <div></div> 0.2% |
| 130 | | 105 | <div></div> 0.2% |
| 131 | | 123 | <div></div> 0.2% |

File : Question 62 to 64

HHSERNO: HHSERNO

| Value | Label | Cases | Percentage |
|-------|-------|-------|--|
| 132 | | 118 |  0.2% |
| 133 | | 117 |  0.2% |
| 134 | | 129 |  0.2% |
| 135 | | 113 |  0.2% |
| 136 | | 109 |  0.2% |
| 137 | | 96 |  0.2% |
| 138 | | 129 |  0.2% |
| 139 | | 118 |  0.2% |
| 140 | | 93 |  0.2% |
| 141 | | 100 |  0.2% |
| 142 | | 109 |  0.2% |
| 143 | | 106 |  0.2% |
| 144 | | 100 |  0.2% |
| 145 | | 128 |  0.2% |
| 146 | | 126 |  0.2% |
| 147 | | 111 |  0.2% |
| 148 | | 98 |  0.2% |
| 149 | | 107 |  0.2% |
| 150 | | 103 |  0.2% |
| 151 | | 125 |  0.2% |
| 152 | | 117 |  0.2% |
| 153 | | 128 |  0.2% |
| 154 | | 113 |  0.2% |
| 155 | | 131 |  0.2% |
| 156 | | 105 |  0.2% |
| 157 | | 95 |  0.2% |
| 158 | | 105 |  0.2% |
| 159 | | 96 |  0.2% |
| 160 | | 103 |  0.2% |
| 161 | | 126 |  0.2% |
| 162 | | 129 |  0.2% |
| 163 | | 127 |  0.2% |
| 164 | | 102 |  0.2% |
| 165 | | 111 |  0.2% |
| 166 | | 111 |  0.2% |
| 167 | | 134 |  0.2% |
| 168 | | 115 |  0.2% |
| 169 | | 113 |  0.2% |
| 170 | | 102 |  0.2% |
| 171 | | 119 |  0.2% |
| 172 | | 98 |  0.2% |
| 173 | | 120 |  0.2% |
| 174 | | 98 |  0.2% |

File : Question 62 to 64

HHSERNO: HHSERNO

| Value | Label | Cases | Percentage |
|-------|-------|-------|------------------|
| 175 | | 99 | <div></div> 0.2% |
| 176 | | 90 | <div></div> 0.2% |
| 177 | | 91 | <div></div> 0.2% |
| 178 | | 121 | <div></div> 0.2% |
| 179 | | 87 | <div></div> 0.1% |
| 180 | | 79 | <div></div> 0.1% |
| 181 | | 72 | <div></div> 0.1% |
| 182 | | 71 | <div></div> 0.1% |
| 183 | | 55 | <div></div> 0.1% |
| 184 | | 51 | <div></div> 0.1% |
| 185 | | 70 | <div></div> 0.1% |
| 186 | | 70 | <div></div> 0.1% |
| 187 | | 64 | <div></div> 0.1% |
| 188 | | 49 | <div></div> 0.1% |
| 189 | | 43 | <div></div> 0.1% |
| 190 | | 52 | <div></div> 0.1% |
| 191 | | 39 | <div></div> 0.1% |
| 192 | | 37 | <div></div> 0.1% |
| 193 | | 31 | <div></div> 0.1% |
| 194 | | 37 | <div></div> 0.1% |
| 195 | | 39 | <div></div> 0.1% |
| 196 | | 35 | <div></div> 0.1% |
| 197 | | 32 | <div></div> 0.1% |
| 198 | | 39 | <div></div> 0.1% |
| 199 | | 27 | <div></div> 0.0% |
| 200 | | 35 | <div></div> 0.1% |
| 201 | | 26 | <div></div> 0.0% |
| 202 | | 26 | <div></div> 0.0% |
| 203 | | 26 | <div></div> 0.0% |
| 204 | | 23 | <div></div> 0.0% |
| 205 | | 35 | <div></div> 0.1% |
| 206 | | 27 | <div></div> 0.0% |
| 207 | | 24 | <div></div> 0.0% |
| 208 | | 26 | <div></div> 0.0% |
| 209 | | 32 | <div></div> 0.1% |
| 210 | | 25 | <div></div> 0.0% |
| 211 | | 15 | <div></div> 0.0% |
| 212 | | 18 | <div></div> 0.0% |
| 213 | | 17 | <div></div> 0.0% |
| 214 | | 7 | <div></div> 0.0% |
| 215 | | 13 | <div></div> 0.0% |
| 216 | | 10 | <div></div> 0.0% |
| 217 | | 12 | <div></div> 0.0% |

File : Question 62 to 64

HHSERNO: HHSERNO

| Value | Label | Cases | Percentage |
|-------|-------|-------|------------|
| 218 | | 14 | 0.0% |
| 219 | | 13 | 0.0% |
| 220 | | 12 | 0.0% |
| 221 | | 12 | 0.0% |
| 222 | | 4 | 0.0% |
| 273 | | 2 | 0.0% |

Warning: these figures indicate the number of cases found in the data file. They cannot be interpreted as summary statistics of the population of interest.

Q62SERNO: Q62SERNO

| | |
|--------------------|---|
| Information | [Type= discrete] [Format=character] [Missing=*] |
| Statistics [NW/ W] | [Valid=58378 /-] [Invalid=0 /-] |

| Value | Label | Cases | Percentage |
|-------|-------|-------|------------|
| 01 | | 20656 | 35.4% |
| 02 | | 18187 | 31.2% |
| 03 | | 9916 | 17.0% |
| 04 | | 5446 | 9.3% |
| 05 | | 2421 | 4.1% |
| 06 | | 1093 | 1.9% |
| 07 | | 388 | 0.7% |
| 08 | | 150 | 0.3% |
| 09 | | 74 | 0.1% |
| 10 | | 26 | 0.0% |
| 11 | | 7 | 0.0% |
| 12 | | 5 | 0.0% |
| 13 | | 2 | 0.0% |
| 14 | | 1 | 0.0% |
| 15 | | 1 | 0.0% |
| 16 | | 1 | 0.0% |
| 20 | | 3 | 0.0% |
| 40 | | 1 | 0.0% |

Warning: these figures indicate the number of cases found in the data file. They cannot be interpreted as summary statistics of the population of interest.

Q62: Q62

| | |
|--------------------|--|
| Information | [Type= discrete] [Format=numeric] [Range= 1-2] [Missing=*] |
| Statistics [NW/ W] | [Valid=58372 /-] [Invalid=14 /-] |

| Value | Label | Cases | Percentage |
|---------|-------|-------|------------|
| 1 | | 5990 | 10.3% |
| 2 | | 52382 | 89.7% |
| Sysmiss | | 14 | |

Warning: these figures indicate the number of cases found in the data file. They cannot be interpreted as summary statistics of the population of interest.

Q63A2: Q63A2

| | |
|--------------------|---|
| Information | [Type= discrete] [Format=character] [Missing=*] |
| Statistics [NW/ W] | [Valid=6006 /-] [Invalid=0 /-] |

File : Question 62 to 64

Q63A2: Q63A2

| Value | Label | Cases | Percentage |
|-------|-------|-------|------------|
| 001 | | 1 | 0.0% |
| 002 | | 2 | 0.0% |
| 012 | | 2 | 0.0% |
| 018 | | 1 | 0.0% |
| 022 | | 1 | 0.0% |
| 041 | | 1 | 0.0% |
| 046 | | 1 | 0.0% |
| 111 | | 5 | 0.1% |
| 112 | | 12 | 0.2% |
| 113 | | 6 | 0.1% |
| 114 | | 20 | 0.3% |
| 115 | | 2 | 0.0% |
| 120 | | 1 | 0.0% |
| 121 | | 40 | 0.7% |
| 122 | | 380 | 6.3% |
| 123 | | 3 | 0.0% |
| 124 | | 17 | 0.3% |
| 131 | | 3 | 0.0% |
| 132 | | 2 | 0.0% |
| 134 | | 20 | 0.3% |
| 141 | | 15 | 0.2% |
| 142 | | 1 | 0.0% |
| 143 | | 2 | 0.0% |
| 145 | | 4 | 0.1% |
| 146 | | 2 | 0.0% |
| 148 | | 3 | 0.0% |
| 149 | | 6 | 0.1% |
| 151 | | 4 | 0.1% |
| 152 | | 14 | 0.2% |
| 153 | | 1 | 0.0% |
| 155 | | 2 | 0.0% |
| 161 | | 21 | 0.3% |
| 162 | | 13 | 0.2% |
| 163 | | 4 | 0.1% |
| 165 | | 5 | 0.1% |
| 185 | | 1 | 0.0% |
| 211 | | 5 | 0.1% |
| 212 | | 3 | 0.0% |
| 213 | | 149 | 2.5% |
| 214 | | 9 | 0.1% |
| 215 | | 8 | 0.1% |
| 216 | | 2 | 0.0% |
| 217 | | 183 | 3.0% |

File : Question 62 to 64

Q63A2: Q63A2

| Value | Label | Cases | Percentage |
|-------|-------|-------|------------|
| 218 | | 117 | 1.9% |
| 219 | | 13 | 0.2% |
| 221 | | 49 | 0.8% |
| 222 | | 1 | 0.0% |
| 223 | | 4 | 0.1% |
| 225 | | 58 | 1.0% |
| 226 | | 8 | 0.1% |
| 227 | | 26 | 0.4% |
| 228 | | 1 | 0.0% |
| 229 | | 28 | 0.5% |
| 231 | | 167 | 2.8% |
| 232 | | 36 | 0.6% |
| 233 | | 29 | 0.5% |
| 234 | | 25 | 0.4% |
| 235 | | 17 | 0.3% |
| 236 | | 40 | 0.7% |
| 237 | | 6 | 0.1% |
| 238 | | 2 | 0.0% |
| 239 | | 25 | 0.4% |
| 241 | | 11 | 0.2% |
| 242 | | 4 | 0.1% |
| 244 | | 2 | 0.0% |
| 245 | | 10 | 0.2% |
| 246 | | 1 | 0.0% |
| 247 | | 3 | 0.0% |
| 248 | | 12 | 0.2% |
| 251 | | 1 | 0.0% |
| 252 | | 1 | 0.0% |
| 253 | | 7 | 0.1% |
| 254 | | 3 | 0.0% |
| 255 | | 3 | 0.0% |
| 256 | | 21 | 0.3% |
| 270 | | 1 | 0.0% |
| 283 | | 1 | 0.0% |
| 311 | | 9 | 0.1% |
| 312 | | 42 | 0.7% |
| 313 | | 4 | 0.1% |
| 315 | | 3 | 0.0% |
| 316 | | 13 | 0.2% |
| 321 | | 30 | 0.5% |
| 322 | | 55 | 0.9% |
| 323 | | 94 | 1.6% |
| 324 | | 10 | 0.2% |

File : Question 62 to 64

Q63A2: Q63A2

| Value | Label | Cases | Percentage |
|-------|-------|-------|------------|
| 325 | | 4 | 0.1% |
| 346 | | 1 | 0.0% |
| 411 | | 9 | 0.1% |
| 412 | | 7 | 0.1% |
| 414 | | 6 | 0.1% |
| 415 | | 1 | 0.0% |
| 416 | | 2 | 0.0% |
| 418 | | 6 | 0.1% |
| 419 | | 4 | 0.1% |
| 421 | | 6 | 0.1% |
| 423 | | 2 | 0.0% |
| 431 | | 2 | 0.0% |
| 432 | | 23 | 0.4% |
| 441 | | 1 | 0.0% |
| 442 | | 3 | 0.0% |
| 443 | | 1 | 0.0% |
| 451 | | 3 | 0.0% |
| 452 | | 1 | 0.0% |
| 511 | | 8 | 0.1% |
| 512 | | 1 | 0.0% |
| 513 | | 2 | 0.0% |
| 515 | | 1 | 0.0% |
| 517 | | 2 | 0.0% |
| 518 | | 16 | 0.3% |
| 519 | | 5 | 0.1% |
| 521 | | 1 | 0.0% |
| 522 | | 1 | 0.0% |
| 524 | | 3 | 0.0% |
| 526 | | 5 | 0.1% |
| 531 | | 2 | 0.0% |
| 532 | | 1 | 0.0% |
| 534 | | 1 | 0.0% |
| 535 | | 2 | 0.0% |
| 540 | | 1 | 0.0% |
| 541 | | 130 | 2.2% |
| 542 | | 26 | 0.4% |
| 543 | | 2 | 0.0% |
| 545 | | 2 | 0.0% |
| 546 | | 21 | 0.3% |
| 551 | | 32 | 0.5% |
| 552 | | 1 | 0.0% |
| 553 | | 10 | 0.2% |
| 561 | | 3 | 0.0% |

File : Question 62 to 64

Q63A2: Q63A2

| Value | Label | Cases | Percentage |
|-------|-------|-------|------------|
| 563 | | 3 | 0.0% |
| 571 | | 1 | 0.0% |
| 572 | | 5 | 0.1% |
| 573 | | 7 | 0.1% |
| 611 | | 165 | 2.7% |
| 612 | | 122 | 2.0% |
| 613 | | 141 | 2.3% |
| 614 | | 5 | 0.1% |
| 615 | | 51 | 0.8% |
| 616 | | 17 | 0.3% |
| 617 | | 12 | 0.2% |
| 618 | | 41 | 0.7% |
| 619 | | 75 | 1.2% |
| 711 | | 291 | 4.8% |
| 712 | | 42 | 0.7% |
| 713 | | 9 | 0.1% |
| 714 | | 4 | 0.1% |
| 715 | | 11 | 0.2% |
| 716 | | 49 | 0.8% |
| 717 | | 19 | 0.3% |
| 718 | | 364 | 6.1% |
| 719 | | 687 | 11.4% |
| 722 | | 1 | 0.0% |
| 723 | | 1 | 0.0% |
| 732 | | 1 | 0.0% |
| 745 | | 1 | 0.0% |
| 811 | | 143 | 2.4% |
| 812 | | 34 | 0.6% |
| 813 | | 27 | 0.4% |
| 814 | | 6 | 0.1% |
| 821 | | 77 | 1.3% |
| 822 | | 40 | 0.7% |
| 824 | | 4 | 0.1% |
| 825 | | 7 | 0.1% |
| 826 | | 1 | 0.0% |
| 827 | | 11 | 0.2% |
| 828 | | 1 | 0.0% |
| 829 | | 37 | 0.6% |
| 831 | | 7 | 0.1% |
| 832 | | 4 | 0.1% |
| 833 | | 1 | 0.0% |
| 834 | | 2 | 0.0% |
| 835 | | 2 | 0.0% |

File : Question 62 to 64

Q63A2: Q63A2

| Value | Label | Cases | Percentage |
|-------|-------|-------|------------|
| 841 | | 28 | 0.5% |
| 842 | | 12 | 0.2% |
| 843 | | 13 | 0.2% |
| 845 | | 35 | 0.6% |
| 846 | | 4 | 0.1% |
| 847 | | 2 | 0.0% |
| 848 | | 12 | 0.2% |
| 851 | | 24 | 0.4% |
| 852 | | 16 | 0.3% |
| 853 | | 9 | 0.1% |
| 854 | | 121 | 2.0% |
| 855 | | 1 | 0.0% |
| 856 | | 28 | 0.5% |
| 859 | | 1 | 0.0% |
| 861 | | 51 | 0.8% |
| 862 | | 14 | 0.2% |
| 863 | | 19 | 0.3% |
| 865 | | 9 | 0.1% |
| 871 | | 170 | 2.8% |
| 872 | | 8 | 0.1% |
| 873 | | 23 | 0.4% |
| 874 | | 18 | 0.3% |
| 875 | | 1 | 0.0% |
| 903 | | 1 | 0.0% |
| 911 | | 1 | 0.0% |
| 913 | | 1 | 0.0% |
| 914 | | 6 | 0.1% |
| 918 | | 2 | 0.0% |
| 919 | | 1 | 0.0% |
| 921 | | 4 | 0.1% |
| 923 | | 4 | 0.1% |
| 924 | | 1 | 0.0% |
| 925 | | 3 | 0.0% |
| 926 | | 2 | 0.0% |
| 927 | | 9 | 0.1% |
| 931 | | 138 | 2.3% |
| 932 | | 1 | 0.0% |
| 933 | | 5 | 0.1% |
| 936 | | 1 | 0.0% |
| 941 | | 4 | 0.1% |
| 942 | | 3 | 0.0% |
| 943 | | 9 | 0.1% |
| 944 | | 1 | 0.0% |

File : Question 62 to 64

Q63A2: Q63A2

| Value | Label | Cases | Percentage |
|-------|-------|-------|------------|
| 945 | | 7 | 0.1% |
| 946 | | 3 | 0.0% |
| 947 | | 1 | 0.0% |
| 951 | | 6 | 0.1% |
| 952 | | 5 | 0.1% |
| 953 | | 7 | 0.1% |
| 961 | | 11 | 0.2% |
| 963 | | 17 | 0.3% |
| 964 | | 1 | 0.0% |
| 965 | | 7 | 0.1% |
| 966 | | 23 | 0.4% |
| 967 | | 9 | 0.1% |
| 968 | | 8 | 0.1% |
| 969 | | 6 | 0.1% |
| 971 | | 12 | 0.2% |
| 972 | | 24 | 0.4% |
| 973 | | 129 | 2.1% |
| 974 | | 27 | 0.4% |
| 981 | | 3 | 0.0% |
| 982 | | 13 | 0.2% |
| 983 | | 11 | 0.2% |

Warning: these figures indicate the number of cases found in the data file. They cannot be interpreted as summary statistics of the population of interest.

Q63A3: Q63A3

| Information | | [Type= discrete] [Format=numeric] [Range= 1-3] [Missing=*] | |
|--------------------|-------|--|-------------------|
| Statistics [NW/ W] | | [Valid=6022 /-] [Invalid=52364 /-] | |
| Value | Label | Cases | Percentage |
| 1 | | 4064 | <div></div> 67.5% |
| 2 | | 1681 | <div></div> 27.9% |
| 3 | | 277 | <div></div> 4.6% |
| Sysmiss | | 52364 | |

Warning: these figures indicate the number of cases found in the data file. They cannot be interpreted as summary statistics of the population of interest.

Q63A4: Q63A4

| Information | [Type= discrete] [Format=character] [Missing=*] | | |
|--------------------|---|-------|------------------|
| Statistics [NW/ W] | [Valid=6006 /-] [Invalid=0 /-] | | |
| Value | Label | Cases | Percentage |
| 00 | | 15 | <div></div> 0.2% |
| 01 | | 513 | <div></div> 8.5% |
| 02 | | 223 | <div></div> 3.7% |
| 03 | | 302 | <div></div> 5.0% |
| 04 | | 59 | <div></div> 1.0% |
| 05 | | 201 | <div></div> 3.3% |
| 06 | | 137 | <div></div> 2.3% |

File : Question 62 to 64

Q63A4: Q63A4

| Value | Label | Cases | Percentage |
|-------|-------|-------|------------|
| 07 | | 33 | 0.5% |
| 08 | | 4 | 0.1% |
| 09 | | 22 | 0.4% |
| 10 | | 9 | 0.1% |
| 11 | | 8 | 0.1% |
| 12 | | 107 | 1.8% |
| 13 | | 2 | 0.0% |
| 14 | | 1 | 0.0% |
| 15 | | 5 | 0.1% |
| 16 | | 1 | 0.0% |
| 17 | | 10 | 0.2% |
| 18 | | 76 | 1.3% |
| 19 | | 9 | 0.1% |
| 21 | | 16 | 0.3% |
| 22 | | 11 | 0.2% |
| 23 | | 38 | 0.6% |
| 24 | | 37 | 0.6% |
| 25 | | 71 | 1.2% |
| 26 | | 13 | 0.2% |
| 27 | | 60 | 1.0% |
| 28 | | 14 | 0.2% |
| 29 | | 17 | 0.3% |
| 30 | | 2 | 0.0% |
| 31 | | 1 | 0.0% |
| 32 | | 1 | 0.0% |
| 33 | | 3 | 0.0% |
| 34 | | 2 | 0.0% |
| 35 | | 4 | 0.1% |
| 36 | | 25 | 0.4% |
| 37 | | 16 | 0.3% |
| 38 | | 56 | 0.9% |
| 39 | | 9 | 0.1% |
| 40 | | 7 | 0.1% |
| 41 | | 1 | 0.0% |
| 42 | | 13 | 0.2% |
| 43 | | 1241 | 20.7% |
| 44 | | 211 | 3.5% |
| 45 | | 902 | 15.0% |
| 46 | | 1446 | 24.1% |
| 47 | | 29 | 0.5% |
| 48 | | 8 | 0.1% |
| 49 | | 1 | 0.0% |
| 53 | | 1 | 0.0% |

File : Question 62 to 64

Q63A4: Q63A4

| Value | Label | Cases | Percentage |
|-------|-------|-------|------------|
| 54 | | 2 | 0.0% |
| 60 | | 1 | 0.0% |
| 61 | | 2 | 0.0% |
| 71 | | 4 | 0.1% |
| 84 | | 1 | 0.0% |
| 85 | | 2 | 0.0% |
| 87 | | 1 | 0.0% |

Warning: these figures indicate the number of cases found in the data file. They cannot be interpreted as summary statistics of the population of interest.

Q63A5: Q63A5

| | |
|--------------------|---|
| Information | [Type= discrete] [Format=character] [Missing=*] |
| Statistics [NW/ W] | [Valid=5998 /-] [Invalid=0 /-] |

| Value | Label | Cases | Percentage |
|-------|-------|-------|------------|
| 00 | | 427 | 7.1% |
| 01 | | 140 | 2.3% |
| 02 | | 91 | 1.5% |
| 03 | | 495 | 8.3% |
| 04 | | 104 | 1.7% |
| 05 | | 23 | 0.4% |
| 06 | | 1903 | 31.7% |
| 07 | | 9 | 0.2% |
| 08 | | 51 | 0.9% |
| 09 | | 70 | 1.2% |
| 10 | | 24 | 0.4% |
| 11 | | 2 | 0.0% |
| 12 | | 1443 | 24.1% |
| 13 | | 1 | 0.0% |
| 14 | | 4 | 0.1% |
| 15 | | 2 | 0.0% |
| 16 | | 4 | 0.1% |
| 18 | | 113 | 1.9% |
| 19 | | 2 | 0.0% |
| 22 | | 2 | 0.0% |
| 23 | | 2 | 0.0% |
| 24 | | 483 | 8.1% |
| 26 | | 2 | 0.0% |
| 29 | | 1 | 0.0% |
| 30 | | 19 | 0.3% |
| 32 | | 1 | 0.0% |
| 36 | | 349 | 5.8% |
| 38 | | 1 | 0.0% |
| 39 | | 1 | 0.0% |
| 40 | | 2 | 0.0% |
| 42 | | 2 | 0.0% |

File : Question 62 to 64

Q63A5: Q63A5

| Value | Label | Cases | Percentage |
|-------|-------|-------|------------|
| 43 | | 13 | 0.2% |
| 44 | | 7 | 0.1% |
| 45 | | 29 | 0.5% |
| 46 | | 25 | 0.4% |
| 47 | | 2 | 0.0% |
| 48 | | 114 | 1.9% |
| 54 | | 1 | 0.0% |
| 60 | | 27 | 0.5% |
| 62 | | 1 | 0.0% |
| 72 | | 4 | 0.1% |
| 84 | | 1 | 0.0% |
| 99 | | 1 | 0.0% |

Warning: these figures indicate the number of cases found in the data file. They cannot be interpreted as summary statistics of the population of interest.












































Q63B2: Q63B2

| | |
|--------------------|---|
| Information | [Type= discrete] [Format=character] [Missing=*] |
| Statistics [NW/ W] | [Valid=802 /-] [Invalid=0 /-] |

| Value | Label | Cases | Percentage |
|-------|-------|-------|------------|
| 000 | | 45 | 5.6% |
| 001 | | 1 | 0.1% |
| 002 | | 1 | 0.1% |
| 004 | | 1 | 0.1% |
| 006 | | 1 | 0.1% |
| 007 | | 2 | 0.2% |
| 012 | | 2 | 0.2% |
| 036 | | 1 | 0.1% |
| 043 | | 1 | 0.1% |
| 104 | | 1 | 0.1% |
| 111 | | 1 | 0.1% |
| 112 | | 4 | 0.5% |
| 114 | | 2 | 0.2% |
| 121 | | 3 | 0.4% |
| 122 | | 25 | 3.1% |
| 124 | | 3 | 0.4% |
| 132 | | 1 | 0.1% |
| 134 | | 4 | 0.5% |
| 149 | | 1 | 0.1% |
| 161 | | 1 | 0.1% |
| 183 | | 1 | 0.1% |
| 211 | | 2 | 0.2% |
| 213 | | 8 | 1.0% |
| 217 | | 13 | 1.6% |
| 218 | | 2 | 0.2% |
| 219 | | 1 | 0.1% |

File : Question 62 to 64

Q63B2: Q63B2

| Value | Label | Cases | Percentage |
|-------|-------|-------|--|
| 221 | | 4 |  0.5% |
| 225 | | 1 |  0.1% |
| 227 | | 3 |  0.4% |
| 229 | | 1 |  0.1% |
| 231 | | 16 |  2.0% |
| 232 | | 7 |  0.9% |
| 233 | | 3 |  0.4% |
| 234 | | 7 |  0.9% |
| 235 | | 4 |  0.5% |
| 236 | | 3 |  0.4% |
| 237 | | 6 |  0.7% |
| 238 | | 2 |  0.2% |
| 239 | | 5 |  0.6% |
| 241 | | 1 |  0.1% |
| 244 | | 1 |  0.1% |
| 245 | | 1 |  0.1% |
| 246 | | 1 |  0.1% |
| 254 | | 1 |  0.1% |
| 256 | | 1 |  0.1% |
| 311 | | 1 |  0.1% |
| 312 | | 9 |  1.1% |
| 321 | | 6 |  0.7% |
| 322 | | 1 |  0.1% |
| 323 | | 3 |  0.4% |
| 324 | | 3 |  0.4% |
| 412 | | 1 |  0.1% |
| 432 | | 2 |  0.2% |
| 441 | | 1 |  0.1% |
| 451 | | 1 |  0.1% |
| 513 | | 1 |  0.1% |
| 516 | | 1 |  0.1% |
| 519 | | 2 |  0.2% |
| 526 | | 1 |  0.1% |
| 533 | | 1 |  0.1% |
| 541 | | 7 |  0.9% |
| 542 | | 1 |  0.1% |
| 543 | | 3 |  0.4% |
| 545 | | 1 |  0.1% |
| 546 | | 3 |  0.4% |
| 551 | | 2 |  0.2% |
| 561 | | 1 |  0.1% |
| 562 | | 1 |  0.1% |
| 611 | | 21 |  2.6% |





































File : Question 62 to 64

Q63B2: Q63B2

| Value | Label | Cases | Percentage |
|-------|-------|-------|------------|
| 612 | | 5 | 0.6% |
| 613 | | 5 | 0.6% |
| 614 | | 1 | 0.1% |
| 615 | | 3 | 0.4% |
| 616 | | 2 | 0.2% |
| 617 | | 2 | 0.2% |
| 618 | | 9 | 1.1% |
| 619 | | 7 | 0.9% |
| 711 | | 20 | 2.5% |
| 712 | | 7 | 0.9% |
| 713 | | 2 | 0.2% |
| 714 | | 1 | 0.1% |
| 715 | | 2 | 0.2% |
| 716 | | 10 | 1.2% |
| 717 | | 6 | 0.7% |
| 718 | | 56 | 7.0% |
| 719 | | 91 | 11.3% |
| 743 | | 1 | 0.1% |
| 772 | | 1 | 0.1% |
| 778 | | 1 | 0.1% |
| 811 | | 17 | 2.1% |
| 812 | | 7 | 0.9% |
| 813 | | 5 | 0.6% |
| 817 | | 1 | 0.1% |
| 821 | | 15 | 1.9% |
| 822 | | 11 | 1.4% |
| 824 | | 3 | 0.4% |
| 825 | | 3 | 0.4% |
| 827 | | 1 | 0.1% |
| 828 | | 1 | 0.1% |
| 829 | | 7 | 0.9% |
| 831 | | 4 | 0.5% |
| 834 | | 1 | 0.1% |
| 835 | | 1 | 0.1% |
| 841 | | 3 | 0.4% |
| 842 | | 1 | 0.1% |
| 843 | | 2 | 0.2% |
| 845 | | 2 | 0.2% |
| 846 | | 3 | 0.4% |
| 848 | | 3 | 0.4% |
| 851 | | 4 | 0.5% |
| 852 | | 4 | 0.5% |
| 853 | | 2 | 0.2% |



File : Question 62 to 64

Q63B2: Q63B2

| Value | Label | Cases | Percentage |
|-------|-------|-------|--|
| 854 | | 11 |  1.4% |
| 856 | | 10 |  1.2% |
| 861 | | 8 |  1.0% |
| 862 | | 1 |  0.1% |
| 863 | | 2 |  0.2% |
| 865 | | 4 |  0.5% |
| 871 | | 29 |  3.6% |
| 872 | | 1 |  0.1% |
| 873 | | 1 |  0.1% |
| 874 | | 2 |  0.2% |
| 911 | | 1 |  0.1% |
| 913 | | 1 |  0.1% |
| 914 | | 1 |  0.1% |
| 922 | | 2 |  0.2% |
| 923 | | 1 |  0.1% |
| 927 | | 2 |  0.2% |
| 931 | | 71 |  8.9% |
| 932 | | 1 |  0.1% |
| 941 | | 6 |  0.7% |
| 943 | | 1 |  0.1% |
| 945 | | 2 |  0.2% |
| 946 | | 5 |  0.6% |
| 951 | | 1 |  0.1% |
| 952 | | 2 |  0.2% |
| 961 | | 4 |  0.5% |
| 962 | | 1 |  0.1% |
| 966 | | 3 |  0.4% |
| 967 | | 1 |  0.1% |
| 969 | | 2 |  0.2% |
| 971 | | 1 |  0.1% |
| 972 | | 5 |  0.6% |
| 973 | | 9 |  1.1% |
| 974 | | 1 |  0.1% |
| 981 | | 1 |  0.1% |
| 982 | | 3 |  0.4% |
| 983 | | 2 |  0.2% |

Warning: these figures indicate the number of cases found in the data file. They cannot be interpreted as summary statistics of the population of interest.

Q63B3: Q63B3

| Information | [Type= discrete] [Format=numeric] [Range= 1-3] [Missing=*] | | |
|--------------------|--|-------|---|
| Statistics [NW/ W] | [Valid=815 /-] [Invalid=57571 /-] | | |
| Value | Label | Cases | Percentage |
| 1 | | 551 |  67.6% |
| 2 | | 241 |  29.6% |

File : Question 62 to 64




































Q63B3: Q63B3

| Value | Label | Cases | Percentage |
|---------|-------|-------|--|
| 3 | | 23 |  2.8% |
| Sysmiss | | 57571 | |

Warning: these figures indicate the number of cases found in the data file. They cannot be interpreted as summary statistics of the population of interest.

Q63B4: Q63B4

| | |
|--------------------|---|
| Information | [Type= discrete] [Format=character] [Missing=*] |
| Statistics [NW/ W] | [Valid=802 /-] [Invalid=0 /-] |

| Value | Label | Cases | Percentage |
|-------|-------|-------|---|
| 00 | | 47 |  5.9% |
| 01 | | 54 |  6.7% |
| 02 | | 26 |  3.2% |
| 03 | | 29 |  3.6% |
| 04 | | 3 |  0.4% |
| 05 | | 34 |  4.2% |
| 06 | | 27 |  3.4% |
| 07 | | 2 |  0.2% |
| 09 | | 1 |  0.1% |
| 11 | | 4 |  0.5% |
| 12 | | 19 |  2.4% |
| 13 | | 1 |  0.1% |
| 15 | | 1 |  0.1% |
| 18 | | 7 |  0.9% |
| 21 | | 4 |  0.5% |
| 22 | | 2 |  0.2% |
| 23 | | 2 |  0.2% |
| 24 | | 5 |  0.6% |
| 25 | | 10 |  1.2% |
| 26 | | 3 |  0.4% |
| 27 | | 4 |  0.5% |
| 28 | | 1 |  0.1% |
| 29 | | 1 |  0.1% |
| 32 | | 1 |  0.1% |
| 35 | | 1 |  0.1% |
| 36 | | 2 |  0.2% |
| 38 | | 6 |  0.7% |
| 40 | | 1 |  0.1% |
| 41 | | 1 |  0.1% |
| 43 | | 127 |  15.8% |
| 44 | | 33 |  4.1% |
| 45 | | 129 |  16.1% |
| 46 | | 207 |  25.8% |
| 47 | | 6 |  0.7% |
| 84 | | 1 |  0.1% |

Warning: these figures indicate the number of cases found in the data file. They cannot be interpreted as summary statistics of the population of interest.

File : Question 62 to 64

Q63B5: Q63B5

Information [Type= discrete] [Format=character] [Missing=*]

Statistics [NW/ W] [Valid=737 /-] [Invalid=0 /-]

| Value | Label | Cases | Percentage |
|-------|-------|-------|------------|
| 00 | | 80 | 10.9% |
| 01 | | 20 | 2.7% |
| 02 | | 8 | 1.1% |
| 03 | | 64 | 8.7% |
| 04 | | 14 | 1.9% |
| 05 | | 6 | 0.8% |
| 06 | | 248 | 33.6% |
| 08 | | 13 | 1.8% |
| 09 | | 6 | 0.8% |
| 10 | | 3 | 0.4% |
| 11 | | 1 | 0.1% |
| 12 | | 194 | 26.3% |
| 15 | | 1 | 0.1% |
| 18 | | 8 | 1.1% |
| 24 | | 42 | 5.7% |
| 26 | | 1 | 0.1% |
| 36 | | 11 | 1.5% |
| 42 | | 1 | 0.1% |
| 43 | | 2 | 0.3% |
| 44 | | 1 | 0.1% |
| 45 | | 3 | 0.4% |
| 46 | | 1 | 0.1% |
| 47 | | 1 | 0.1% |
| 48 | | 6 | 0.8% |
| 60 | | 1 | 0.1% |
| 84 | | 1 | 0.1% |

Warning: these figures indicate the number of cases found in the data file. They cannot be interpreted as summary statistics of the population of interest.

Q64: Q64

Information [Type= discrete] [Format=numeric] [Range= 1-9] [Missing=*]

Statistics [NW/ W] [Valid=52382 /-] [Invalid=6004 /-]

| Value | Label | Cases | Percentage |
|-------|-------|-------|------------|
| 1 | | 2645 | 5.0% |
| 2 | | 11384 | 21.7% |
| 3 | | 2363 | 4.5% |
| 4 | | 1382 | 2.6% |
| 5 | | 112 | 0.2% |
| 6 | | 756 | 1.4% |
| 7 | | 29272 | 55.9% |
| 8 | | 240 | 0.5% |
| 9 | | 4228 | 8.1% |

File : Question 62 to 64

Q64: Q64

| Value | Label | Cases | Percentage |
|--|-------|-------|------------|
| Sysmiss | | 6004 | |
| <i>Warning: these figures indicate the number of cases found in the data file. They cannot be interpreted as summary statistics of the population of interest.</i> | | | |

| File : WEIGHTS | | | | |
|---|-------|--|-------------|--------|
| # rec_type: rec_type | | | | |
| Information | | [Type= discrete] [Format=numeric] [Range= 15-15] [Missing=*] | | |
| Statistics [NW/ W] | | [Valid=24649 /-] [Invalid=0 /-] | | |
| Value | Label | Cases | Percentage | |
| 15 | | 24649 | <div></div> | 100.0% |
| Warning: these figures indicate the number of cases found in the data file. They cannot be interpreted as summary statistics of the population of interest. | | | | |
| # year: year | | | | |
| Information | | [Type= discrete] [Format=numeric] [Range= 2013-2013] [Missing=*] | | |
| Statistics [NW/ W] | | [Valid=24649 /-] [Invalid=0 /-] | | |
| Value | Label | Cases | Percentage | |
| 2013 | | 24649 | <div></div> | 100.0% |
| Warning: these figures indicate the number of cases found in the data file. They cannot be interpreted as summary statistics of the population of interest. | | | | |
| # month: month | | | | |
| Information | | [Type= discrete] [Format=numeric] [Range= 1-12] [Missing=*] | | |
| Statistics [NW/ W] | | [Valid=24649 /-] [Invalid=0 /-] | | |
| Value | Label | Cases | Percentage | |
| 1 | | 2031 | <div></div> | 8.2% |
| 2 | | 2071 | <div></div> | 8.4% |
| 3 | | 2048 | <div></div> | 8.3% |
| 4 | | 2091 | <div></div> | 8.5% |
| 5 | | 2050 | <div></div> | 8.3% |
| 6 | | 2091 | <div></div> | 8.5% |
| 7 | | 2064 | <div></div> | 8.4% |
| 8 | | 2070 | <div></div> | 8.4% |
| 9 | | 2054 | <div></div> | 8.3% |
| 10 | | 2078 | <div></div> | 8.4% |
| 11 | | 1957 | <div></div> | 7.9% |
| 12 | | 2044 | <div></div> | 8.3% |
| Warning: these figures indicate the number of cases found in the data file. They cannot be interpreted as summary statistics of the population of interest. | | | | |
| # sector: sector | | | | |
| Information | | [Type= discrete] [Format=numeric] [Range= 1-3] [Missing=*] | | |
| Statistics [NW/ W] | | [Valid=24649 /-] [Invalid=0 /-] | | |
| Value | Label | Cases | Percentage | |
| 1 | | 4093 | <div></div> | 16.6% |
| 2 | | 19591 | <div></div> | 79.5% |
| 3 | | 965 | <div></div> | 3.9% |
| Warning: these figures indicate the number of cases found in the data file. They cannot be interpreted as summary statistics of the population of interest. | | | | |
| # district: district | | | | |
| Information | | [Type= continuous] [Format=numeric] [Range= 11-92] [Missing=*] | | |
| Statistics [NW/ W] | | [Valid=24649 /-] [Invalid=0 /-] [Mean=41.81 /-] [StdDev=26.492 /-] | | |
| # ds: ds | | | | |
| Information | | [Type= continuous] [Format=numeric] [Range= 3-87] [Missing=*] | | |

File : WEIGHTS

ds: ds

Statistics [NW/ W] [Valid=24649 /-] [Invalid=0 /-] [Mean=24.392 /-] [StdDev=16.763 /-]

psu: psu

Information [Type= continuous] [Format=numeric] [Range= 1-259] [Missing=*]

Statistics [NW/ W] [Valid=24649 /-] [Invalid=0 /-] [Mean=70.911 /-] [StdDev=58.412 /-]

huno: huno

Information [Type= discrete] [Format=numeric] [Range= 1-10] [Missing=*]

Statistics [NW/ W] [Valid=24649 /-] [Invalid=0 /-]

| Value | Label | Cases | Percentage |
|-------|-------|-------|------------|
| 1 | | 2489 | 10.1% |
| 2 | | 2463 | 10.0% |
| 3 | | 2464 | 10.0% |
| 4 | | 2457 | 10.0% |
| 5 | | 2459 | 10.0% |
| 6 | | 2464 | 10.0% |
| 7 | | 2463 | 10.0% |
| 8 | | 2466 | 10.0% |
| 9 | | 2466 | 10.0% |
| 10 | | 2458 | 10.0% |

Warning: these figures indicate the number of cases found in the data file. They cannot be interpreted as summary statistics of the population of interest.

hhno: hhno

Information [Type= discrete] [Format=numeric] [Range= 1-4] [Missing=*]

Statistics [NW/ W] [Valid=24649 /-] [Invalid=0 /-]

| Value | Label | Cases | Percentage |
|-------|-------|-------|------------|
| 1 | | 24547 | 99.6% |
| 2 | | 95 | 0.4% |
| 3 | | 4 | 0.0% |
| 4 | | 3 | 0.0% |

Warning: these figures indicate the number of cases found in the data file. They cannot be interpreted as summary statistics of the population of interest.

hhserno: hhserno

Information [Type= continuous] [Format=numeric] [Range= 1-273] [Missing=*]

Statistics [NW/ W] [Valid=24649 /-] [Invalid=0 /-] [Mean=58.415 /-] [StdDev=49.113 /-]

Weight: Weight

Information [Type= continuous] [Format=numeric] [Range= 6.37-984.43] [Missing=*]

Statistics [NW/ W] [Valid=24649 /-] [Invalid=0 /-] [Mean=283.32 /-] [StdDev=113.001 /-]