

**Sri Lanka**

**Department of Census and Statistics, Ministry  
of National Policies and Economic Affairs**

## **Labour Force Survey 2018**

**Study Documentation**

December 24, 2020

# Metadata Production

|                             |  |
|-----------------------------|--|
| <b>Metadata Producer(s)</b> | Department of Census of Statistics (DCS) , Ministry of National Policies and Economic Affairs ,<br>Data Collection |
| <b>Production Date</b>      | December 1, 2020   |
| <b>Version</b>              | V01  |
| <b>Identification</b>       | DDI-LKA-DCS-LFS-2018-V01   |

# Table of Contents

|   |    |
|---|----|
| <a href="#">Overview</a>                        | 4  |
| <a href="#">Scope &amp; Coverage</a>            | 4  |
| <a href="#">Producers &amp; Sponsors</a>        | 4  |
| <a href="#">Sampling</a>                        | 4  |
| <a href="#">Data Collection</a>                 | 5  |
| <a href="#">Data Processing &amp; Appraisal</a> | 5  |
| <a href="#">Accessibility</a>                   | 6  |
| <a href="#">Rights &amp; Disclaimer</a>         | 7  |
| <a href="#">Files Description</a>               | 8  |
| <a href="#">LFS 2018</a>                        | 8  |
| <a href="#">Variables List</a>                  | 9  |
| <a href="#">LFS 2018</a>                        | 9  |
| <a href="#">Variables Description</a>           | 14 |
| <a href="#">LFS 2018</a>                        | 15 |

## Labour Force Survey 2018 (LFS 2018)

### Overview

|  |   |
|--|---|
| <b>Type</b>  | Labor Force Survey [hh/lfs]                           |
| <b>Identification</b>  | LKA-DCS-LFS-2018-V01                                  |
| <b>Version</b>   | V01   |
| <b>Abstract</b>  |   |
| <p>Department of Census and Statistics (DCS) designed a Labour Force Survey(LFS) on a quarterly basis to measure the levels and trends of employment, unemployment and labour force in Sri Lanka on a continuous basis. This survey commenced from the first quarter 1990 with USAID technical assistance and is being continued by the DCS.</p> <p>Mainly, following information can be obtained by the survey.</p> <ol style="list-style-type: none"> <li>1.The economically active / inactive from population.</li> <li>2.Employment by major industry group and employment status.</li> <li>3.Unemployment rates by level of education and by age group</li> <li>4.The informal sector employment.</li> <li>5.The underemployment rates by sector and by major industries</li> <li>6.Total Jobs in Sri Lanka with Secondary Employment</li> <li>7.Informal Employment in Sri Lanka</li> <li>8.Literacy</li> <li>9.Computer Literacy</li> </ol> |   |
| <b>Kind of Data</b>  | Sample survey data [ssd]                              |
| <b>Unit of Analysis</b>  | Individuals from the population aged 15 years or more |

### Scope & Coverage

|  |           |
|--|-----------|
| <b>Time Period(s)</b>  | 2018      |
| <b>Countries</b>   | Sri Lanka |
| <b>Geographic Coverage</b>   |           |
| National Coverage  |           |
| <b>Universe</b>  |           |
| Working age population (15 years and above) living in the non-institutional households in Sri Lanka. |           |

### Producers & Sponsors

|                                |   |
|--------------------------------|---|
| <b>Primary Investigator(s)</b> | Department of Census and Statistics, Ministry of National Policies and Economic Affairs |
| <b>Other Producer(s)</b>       | Department of Census and Statistics (DCS) , Data Collection,analyzing and publishing    |
| <b>Funding Agency/ies</b>      | Government of Sri Lanka (GOSL)  |

### Sampling

#### **Sampling Procedure**

Sampling plan and the sampling frame

Two stage stratified sampling procedure is adopted to select a sample of 25,750 housing units to be enumerated at the survey. The sampling frame prepared for 2012 Census of Population and Housing is used as the sampling frame for the sample selection of LFS in 2018.

**Sample size**

At the beginning in 1990, the sample size was 2,000 housing units per quarter in areas other than North and East, and the sample size was increased to 4,000 housing units per quarter in 1996 and continued thereafter. In 1992, 1997 and in 2004 an annual sample of 20,000 housing units was selected to give reliable estimates by district level. However, in order to provide district level estimates precisely, it was decided to use 20,000 - 25,000 housing units as the annual sample from 2006 to 2010. In 2018 25,750 Housing units were selected for the sample.

**Sample Allocation**

In 2018, 2575 Primary Sampling Units (PSUs) were allocated to each district and to each sector (Urban, Rural and Estate) by using the Neymann allocation method which considers the variance of unemployment rate as usually. The allocated sample for each district then equally distributed for 12 months.

The survey was conducted from January till December in 2018.

**Selection of Primary Sampling Units (PSU)**

Primary sampling units are the census blocks prepared at the Census of Population and Housing - 2012.

**Selection of Secondary Sampling Units (SSU)**

Secondary Sampling Units are the housing units in the selected 2575 primary sampling units (census blocks). From each selected primary sampling unit, 10 housing units (SSU) are selected for the survey using systematic random sampling method.

**Weighting**

Please refer page number 6 of annual report for weighting procedure.

**Data Collection**

|                              |                                    |
|------------------------------|------------------------------------|
| <b>Data Collection Dates</b> | start 2018-01-01<br>end 2018-12-31 |
|------------------------------|------------------------------------|

|                             |   |
|-----------------------------|---|
| <b>Data Collection Mode</b> | Computer Assisted Personal Interview [capi] |
|-----------------------------|---|

**Data Collection Notes**

The field work of the survey for the year 2018 was conducted from January to December. The census blocks prepared at 2012 population census were used as primary sampling units. Listing operation for primary sampling unit update was conducted, at this survey.

In 2017, CAPI was introduced in 1st quarter and the field staff was trained. Eventually, at the end of year 2017 CAPI method was established in all districts for data collection and manual editing also had done where necessary.

The field staff of the DCS involved in survey data collection activities specially trained for CAPI method. A Deputy Director/ Senior Statistician/ Statistician attached to each District Secretariat are responsible for coordination and supervision activities at district level.

**Questionnaires**

Survey Schedule and CAPI Programme

Current survey concepts and methods are very similar to those introduced at the beginning. However, some changes have been made over the years in 2006, 2013, 2015, 2016, 2017 & 2018 to improve the accuracy and usefulness of the data.

The questionnaire is attached as an external resource.

|                          |  |
|--------------------------|--|
| <b>Data Collector(s)</b> | Department of Census and Statistics (DCS) , Ministry of National Policies and Economic Affairs |
|--------------------------|--|

**Supervision**

Regular field supervisions were carried out throughout the year to check the concepts and definitions are being used by the enumerators accurately

**Data Processing & Appraisal****Data Editing**

Data was processed by following 2 steps,

1. Feeding data to the CAPI system by enumerator.

2. Sending data to the head office through each district offices.  
Computer edit check programs are used to capture unusual observations in the data files.

**Estimates of Sampling Error**

The estimation procedure is given in the section 2.6 in the Annual Report. The Annual Report is attached in the External Resources Section.

**Other Forms of Data Appraisal**

The adjustments for non-response is given in the section 2.7 in the Annual Report. The Annual Report is attached in the External Resources Section.

**Accessibility**

|                         |   |
|-------------------------|---|
| <b>Access Authority</b> | Director General (Department of Census and Statistics) , <a href="http://www.statistics.gov.lk">http://www.statistics.gov.lk</a> , <a href="mailto:dgcensus@statistics.gov.lk">dgcensus@statistics.gov.lk</a> |
|-------------------------|---|

|                   |  |
|-------------------|--|
| <b>Contact(s)</b> | Information Unit (Department of Census & Statistics) , <a href="http://www.statistics.gov.lk">http://www.statistics.gov.lk</a> , <a href="mailto:information@statistic.gov.lk">information@statistic.gov.lk</a><br>Sample Survey Division (Department of Census & Statistics) , <a href="http://www.statistics.gov.lk">http://www.statistics.gov.lk</a> , <a href="mailto:sample.survey@statistics.gov.lk">sample.survey@statistics.gov.lk</a> |
|-------------------|--|

**Confidentiality**

Under the Statistical ordinance, micro data cannot be released with identifications for public use. Procedures are in place to ensure that information relating to any particular individual person, household or undertaking will be kept strictly confidential and will not be divulged to external parties. Information on individual or individual Household/establishment will not be divulged or published in such a form that will facilitate the identification of any particular person or establishment as the data have been collected under the Census/Statistical ordinance, according to which the information at individual level cannot be divulged and such information is strictly confidential.

**Access Conditions**

The dataset has been anonymized and is available as a Public Use Dataset. It is accessible to all for statistical and research purposes only, under the following terms and conditions:

1. The data and other materials will not be redistributed or sold to other individuals, institutions, or organizations without the written agreement.
2. The data will be used for statistical and scientific research purposes only. They will be used solely for reporting of aggregated information, and not for investigation of specific individuals or organizations.
3. No attempt will be made to re-identify respondents, and no use will be made of the identity of any person or establishment discovered inadvertently.
4. No attempt will be made to produce links among datasets provided by the Department or among data from the Department and other datasets that could identify individuals or organizations.
5. Any books, articles, conference papers, theses, dissertations, reports, or other publications that employ data obtained from the Department will cite the source of data in accordance with the Citation Requirement provided with each dataset.
6. An electronic copy of all reports and publications based on the requested data will be sent to the Department.

The following rules apply to micro data released by the Department of Census and Statistics.

- Only the requests of Government Institutions, Recognized Universities, Students, and selected international agencies are entertained. However, the Data users are required to strictly adhere to the terms stipulated in the agreement form.

- All the data requests should be made to Director General (DG) of the DCS as the sole authority of releasing data is vested with the DG, DCS. DCS of Sri Lanka reserves sole right to approve or reject any data request made depending on the confidential nature of the data set and intended purpose of the study or analysis.
- Requests for micro data should be made through the agreement form designed by DCS for this purpose (Form D.R.1). The agreement form should be filled in triplicate and the Study/project proposal should accompany the filled agreement form. If requests are made for the micro data of more than one survey, a separate agreement should be signed.
- If the data request is from a student a letter from the respective Dept. Head/Dean/Supervisor, recommending the issue of data, should also be accompanied.
- If the request is approved only 25% of the data file is released at the first stage. The release of the total data file is considered only after reviewing the draft report prepared on the basis of the 25% sample data file.
- The released Data file should be used only for the specific study/Analysis mentioned in the agreement form and shall not be used for any other purpose without the prior approval of the Director General of the DCS. Moreover, Copies of the microdata file, obtained from the DCS, shall not be given to anyone else without the prior written approval of the Director General of the DCS.
- The draft report of the Study/Analysis should be submitted to the DCS and the concurrence of the DG, DCS, should be obtained before publishing it. Once published, a copy of the final report should be submitted to the DCS.

[Department : The Department of Census and Statistics]

Source : [http://www.statistics.gov.lk/databases/data%20dissemination/DataDissaPolicy\\_2007Oct26.pdf](http://www.statistics.gov.lk/databases/data%20dissemination/DataDissaPolicy_2007Oct26.pdf)

**Citation Requirements**

"Department of Census and Statistics, Sri Lanka Labour Force Survey - 2018, Version 1.0 of the public use dataset (January 2016), provided by the National Data Archive, Data Processing Division, [www.statistics.gov.lk](http://www.statistics.gov.lk)"

**Rights & Disclaimer**

**Disclaimer**

The Department of Census and Satatistics bears no responsibility for any results or interpretations arising from the secondary use of the data

**Copyright**

(C) 2020, Department of Census and Statistics

# Files Description

Dataset contains 1 file(s)

| <b>LFS 2018</b>      |       |
|----------------------|-------|
| <b># Cases</b>       | 80577 |
| <b># Variable(s)</b> | 164   |



# Variables List

Dataset contains 164 variable(s)

| File LFS 2018 |                          |                           |            |              |       |         |          |
|---------------|--------------------------|---------------------------|------------|--------------|-------|---------|----------|
| #             | Name                     | Label                     | Type       | Format       | Valid | Invalid | Question |
| 1             | <a href="#">YEAR</a>     | Year                      | discrete   | numeric-12.0 | 80577 | 0       | -        |
| 2             | <a href="#">MONTH</a>    | Month                     | discrete   | numeric-12.0 | 80577 | 0       | -        |
| 3             | <a href="#">SECTOR</a>   | Sector                    | discrete   | numeric-12.0 | 80577 | 0       | -        |
| 4             | <a href="#">DISTRICT</a> | District                  | discrete   | numeric-12.0 | 80577 | 0       | -        |
| 5             | <a href="#">DS</a>       | DS division               | continuous | numeric-12.0 | 80577 | 0       | -        |
| 6             | <a href="#">PSU</a>      | PSU                       | continuous | numeric-12.0 | 80577 | 0       | -        |
| 7             | <a href="#">HUNIT</a>    | HUNIT                     | discrete   | numeric-12.0 | 80577 | 0       | -        |
| 8             | <a href="#">HHOLD</a>    | HHOLD                     | discrete   | numeric-12.0 | 80577 | 0       | -        |
| 9             | <a href="#">SERNO</a>    | Person's Serial No        | continuous | numeric-12.0 | 80577 | 0       | -        |
| 10            | <a href="#">RSHIP</a>    | Relationship to Household | discrete   | numeric-12.0 | 80577 | 0       | -        |
| 11            | <a href="#">SEX</a>      | Gender                    | discrete   | numeric-12.0 | 80577 | 0       | -        |
| 12            | <a href="#">BYEAR</a>    | Birth Year                | continuous | numeric-12.0 | 80577 | 0       | -        |
| 13            | <a href="#">BMONTH</a>   | Birth Month               | discrete   | character-2  | 80088 | 0       | -        |
| 14            | <a href="#">AGE</a>      | Age                       | continuous | numeric-12.0 | 80577 | 0       | -        |
| 15            | <a href="#">ETH</a>      | Ethnic Group              | discrete   | numeric-12.0 | 80577 | 0       | -        |
| 16            | <a href="#">REL</a>      | Religion                  | discrete   | numeric-12.0 | 80577 | 0       | -        |
| 17            | <a href="#">MARITAL</a>  | Marital Status            | discrete   | numeric-12.0 | 80577 | 0       | -        |
| 18            | <a href="#">EDU</a>      | Education Attainment      | discrete   | character-2  | 75232 | 0       | -        |
| 19            | <a href="#">DEGREE</a>   | Degree                    | discrete   | character-2  | 2073  | 0       | -        |
| 20            | <a href="#">CUEDU</a>    | Current education Status  | discrete   | character-1  | 75232 | 0       | -        |
| 21            | <a href="#">SIN</a>      | Literacy in Sinhala       | discrete   | character-1  | 68853 | 0       | -        |
| 22            | <a href="#">TAMIL</a>    | Literacy in Tamil         | discrete   | character-1  | 68853 | 0       | -        |
| 23            | <a href="#">ENG</a>      | Literacy in English       | discrete   | character-1  | 68853 | 0       | -        |
| 24            | <a href="#">P15</a>      | -                         | discrete   | numeric-12.0 | 80577 | 0       | -        |
| 25            | <a href="#">P16</a>      | -                         | discrete   | numeric-12.0 | 80577 | 0       | -        |
| 26            | <a href="#">P17</a>      | -                         | discrete   | numeric-12.0 | 80577 | 0       | -        |
| 27            | <a href="#">P18</a>      | -                         | discrete   | numeric-12.0 | 80577 | 0       | -        |
| 28            | <a href="#">P19</a>      | -                         | discrete   | numeric-12.0 | 80577 | 0       | -        |
| 29            | <a href="#">P20</a>      | -                         | discrete   | numeric-12.0 | 80577 | 0       | -        |
| 30            | <a href="#">P21</a>      | -                         | discrete   | character-1  | 61660 | 0       | -        |
| 31            | <a href="#">Q2</a>       | -                         | discrete   | character-1  | 61660 | 0       | -        |
| 32            | <a href="#">Q3</a>       | -                         | discrete   | character-1  | 29159 | 0       | -        |
| 33            | <a href="#">Q4</a>       | -                         | discrete   | character-1  | 32501 | 0       | -        |
| 34            | <a href="#">Q5</a>       | -                         | discrete   | character-1  | 1163  | 0       | -        |
| 35            | <a href="#">Q6_A</a>     | -                         | discrete   | character-1  | 31338 | 0       | -        |
| 36            | <a href="#">Q6_B_1</a>   | -                         | discrete   | character-2  | 1423  | 0       | -        |

| <b>File LFS 2018</b> |                        |       |          |             |       |         |          |
|----------------------|------------------------|-------|----------|-------------|-------|---------|----------|
| #                    | Name                   | Label | Type     | Format      | Valid | Invalid | Question |
| 37                   | <a href="#">Q6_B_2</a> | -     | discrete | character-2 | 1423  | 0       | -        |
| 38                   | <a href="#">Q6_B_3</a> | -     | discrete | character-2 | 1423  | 0       | -        |
| 39                   | <a href="#">Q7</a>     | -     | discrete | character-4 | 30322 | 0       | -        |
| 40                   | <a href="#">Q8</a>     | -     | discrete | character-5 | 30322 | 0       | -        |
| 41                   | <a href="#">Q8A</a>    | -     | discrete | character-2 | 30322 | 0       | -        |
| 42                   | <a href="#">Q9</a>     | -     | discrete | character-1 | 30322 | 0       | -        |
| 43                   | <a href="#">Q10</a>    | -     | discrete | character-1 | 17434 | 0       | -        |
| 44                   | <a href="#">Q11</a>    | -     | discrete | character-1 | 14790 | 0       | -        |
| 45                   | <a href="#">Q12</a>    | -     | discrete | character-1 | 14790 | 0       | -        |
| 46                   | <a href="#">Q13</a>    | -     | discrete | character-1 | 14790 | 0       | -        |
| 47                   | <a href="#">Q14</a>    | -     | discrete | character-1 | 14790 | 0       | -        |
| 48                   | <a href="#">Q15</a>    | -     | discrete | character-1 | 25871 | 0       | -        |
| 49                   | <a href="#">Q16</a>    | -     | discrete | character-1 | 25871 | 0       | -        |
| 50                   | <a href="#">Q17</a>    | -     | discrete | character-1 | 25871 | 0       | -        |
| 51                   | <a href="#">Q18</a>    | -     | discrete | character-1 | 25540 | 0       | -        |
| 52                   | <a href="#">Q19</a>    | -     | discrete | character-1 | 25540 | 0       | -        |
| 53                   | <a href="#">Q20</a>    | -     | discrete | character-3 | 30322 | 0       | -        |
| 54                   | <a href="#">Q21</a>    | -     | discrete | character-3 | 30322 | 0       | -        |
| 55                   | <a href="#">Q23</a>    | -     | discrete | character-1 | 6711  | 0       | -        |
| 56                   | <a href="#">Q24</a>    | -     | discrete | character-1 | 30322 | 0       | -        |
| 57                   | <a href="#">Q25</a>    | -     | discrete | character-4 | 1907  | 0       | -        |
| 58                   | <a href="#">Q26</a>    | -     | discrete | character-5 | 1907  | 0       | -        |
| 59                   | <a href="#">Q27</a>    | -     | discrete | character-1 | 1907  | 0       | -        |
| 60                   | <a href="#">Q28</a>    | -     | discrete | character-1 | 355   | 0       | -        |
| 61                   | <a href="#">Q29</a>    | -     | discrete | character-1 | 201   | 0       | -        |
| 62                   | <a href="#">Q30</a>    | -     | discrete | character-1 | 201   | 0       | -        |
| 63                   | <a href="#">Q31</a>    | -     | discrete | character-1 | 201   | 0       | -        |
| 64                   | <a href="#">Q32</a>    | -     | discrete | character-1 | 201   | 0       | -        |
| 65                   | <a href="#">Q33</a>    | -     | discrete | character-1 | 1892  | 0       | -        |
| 66                   | <a href="#">Q34</a>    | -     | discrete | character-1 | 1892  | 0       | -        |
| 67                   | <a href="#">Q35</a>    | -     | discrete | character-1 | 1892  | 0       | -        |
| 68                   | <a href="#">Q36</a>    | -     | discrete | character-1 | 1878  | 0       | -        |
| 69                   | <a href="#">Q37</a>    | -     | discrete | character-1 | 1878  | 0       | -        |
| 70                   | <a href="#">Q38</a>    | -     | discrete | character-2 | 1907  | 0       | -        |
| 71                   | <a href="#">Q39</a>    | -     | discrete | character-2 | 1907  | 0       | -        |
| 72                   | <a href="#">Q40_A</a>  | -     | discrete | character-3 | 15056 | 0       | -        |
| 73                   | <a href="#">Q40_B</a>  | -     | discrete | character-3 | 13106 | 0       | -        |
| 74                   | <a href="#">Q41</a>    | -     | discrete | character-1 | 4529  | 0       | -        |
| 75                   | <a href="#">Q42</a>    | -     | discrete | character-1 | 795   | 0       | -        |

| <b>File LFS 2018</b> |                         |       |          |             |       |         |          |
|----------------------|-------------------------|-------|----------|-------------|-------|---------|----------|
| #                    | Name                    | Label | Type     | Format      | Valid | Invalid | Question |
| 76                   | <a href="#">Q43</a>     | -     | discrete | character-2 | 795   | 0       | -        |
| 77                   | <a href="#">Q44</a>     | -     | discrete | character-1 | 795   | 0       | -        |
| 78                   | <a href="#">Q45</a>     | -     | discrete | character-1 | 30322 | 0       | -        |
| 79                   | <a href="#">Q45A</a>    | -     | discrete | character-1 | 17434 | 0       | -        |
| 80                   | <a href="#">Q45_A_1</a> | -     | discrete | character-6 | 10844 | 0       | -        |
| 81                   | <a href="#">Q45_A_2</a> | -     | discrete | character-6 | 10576 | 0       | -        |
| 82                   | <a href="#">Q45_A_3</a> | -     | discrete | character-6 | 10576 | 0       | -        |
| 83                   | <a href="#">Q45_B_1</a> | -     | discrete | character-5 | 6496  | 0       | -        |
| 84                   | <a href="#">Q45_B_2</a> | -     | discrete | character-2 | 6496  | 0       | -        |
| 85                   | <a href="#">Q45_B_3</a> | -     | discrete | character-6 | 6590  | 0       | -        |
| 86                   | <a href="#">Q45_B_4</a> | -     | discrete | character-6 | 6492  | 0       | -        |
| 87                   | <a href="#">Q45_C_1</a> | -     | discrete | character-7 | 10732 | 0       | -        |
| 88                   | <a href="#">Q46</a>     | -     | discrete | character-1 | 30322 | 0       | -        |
| 89                   | <a href="#">Q46A</a>    | -     | discrete | character-1 | 401   | 0       | -        |
| 90                   | <a href="#">Q46_A_1</a> | -     | discrete | character-5 | 81    | 0       | -        |
| 91                   | <a href="#">Q46_A_2</a> | -     | discrete | character-5 | 72    | 0       | -        |
| 92                   | <a href="#">Q46_A_3</a> | -     | discrete | character-5 | 72    | 0       | -        |
| 93                   | <a href="#">Q46_B_1</a> | -     | discrete | character-5 | 313   | 0       | -        |
| 94                   | <a href="#">Q46_B_2</a> | -     | discrete | character-2 | 313   | 0       | -        |
| 95                   | <a href="#">Q46_B_3</a> | -     | discrete | character-7 | 321   | 0       | -        |
| 96                   | <a href="#">Q46_B_4</a> | -     | discrete | character-5 | 314   | 0       | -        |
| 97                   | <a href="#">Q46_C_1</a> | -     | discrete | character-7 | 2936  | 0       | -        |
| 98                   | <a href="#">Q47</a>     | -     | discrete | character-1 | 31338 | 0       | -        |
| 99                   | <a href="#">Q48</a>     | -     | discrete | character-1 | 2066  | 0       | -        |
| 100                  | <a href="#">Q49_1</a>   | -     | discrete | character-1 | 1285  | 0       | -        |
| 101                  | <a href="#">Q49_2</a>   | -     | discrete | character-1 | 609   | 0       | -        |
| 102                  | <a href="#">Q49_3</a>   | -     | discrete | character-1 | 272   | 0       | -        |
| 103                  | <a href="#">Q50</a>     | -     | discrete | character-1 | 781   | 0       | -        |
| 104                  | <a href="#">Q51</a>     | -     | discrete | character-1 | 2066  | 0       | -        |
| 105                  | <a href="#">Q52</a>     | -     | discrete | character-1 | 29344 | 0       | -        |
| 106                  | <a href="#">Q53</a>     | -     | discrete | character-1 | 1994  | 0       | -        |
| 107                  | <a href="#">Q54</a>     | -     | discrete | character-1 | 1214  | 0       | -        |
| 108                  | <a href="#">Q55_A</a>   | -     | discrete | character-1 | 249   | 0       | -        |
| 109                  | <a href="#">Q55_B_1</a> | -     | discrete | character-1 | 207   | 0       | -        |
| 110                  | <a href="#">Q55_B_2</a> | -     | discrete | character-1 | 91    | 0       | -        |
| 111                  | <a href="#">Q55_B_3</a> | -     | discrete | character-1 | 36    | 0       | -        |
| 112                  | <a href="#">Q56</a>     | -     | discrete | character-4 | 1463  | 0       | -        |
| 113                  | <a href="#">Q57</a>     | -     | discrete | character-6 | 1994  | 0       | -        |
| 114                  | <a href="#">Q58</a>     | -     | discrete | character-1 | 1994  | 0       | -        |

| <b>File LFS 2018</b> |                          |       |          |             |       |         |          |
|----------------------|--------------------------|-------|----------|-------------|-------|---------|----------|
| #                    | Name                     | Label | Type     | Format      | Valid | Invalid | Question |
| 115                  | <a href="#">Q59</a>      | -     | discrete | character-1 | 1994  | 0       | -        |
| 116                  | <a href="#">Q60A</a>     | -     | discrete | character-4 | 565   | 0       | -        |
| 117                  | <a href="#">Q60B</a>     | -     | discrete | character-5 | 565   | 0       | -        |
| 118                  | <a href="#">Q61</a>      | -     | discrete | character-1 | 565   | 0       | -        |
| 119                  | <a href="#">Q62</a>      | -     | discrete | character-1 | 61660 | 0       | -        |
| 120                  | <a href="#">Q63_A_22</a> | -     | discrete | character-3 | 4508  | 0       | -        |
| 121                  | <a href="#">Q63_A_3</a>  | -     | discrete | character-1 | 4508  | 0       | -        |
| 122                  | <a href="#">Q63_A_42</a> | -     | discrete | character-2 | 4508  | 0       | -        |
| 123                  | <a href="#">Q63_A_5</a>  | -     | discrete | character-2 | 4508  | 0       | -        |
| 124                  | <a href="#">Q63_B_22</a> | -     | discrete | character-3 | 657   | 0       | -        |
| 125                  | <a href="#">Q63_B_3</a>  | -     | discrete | character-1 | 657   | 0       | -        |
| 126                  | <a href="#">Q63_B_42</a> | -     | discrete | character-2 | 657   | 0       | -        |
| 127                  | <a href="#">Q63_B_5</a>  | -     | discrete | character-2 | 657   | 0       | -        |
| 128                  | <a href="#">Q64</a>      | -     | discrete | character-2 | 57152 | 0       | -        |
| 129                  | <a href="#">C1_1A</a>    | -     | discrete | character-1 | 75232 | 0       | -        |
| 130                  | <a href="#">C1_1B</a>    | -     | discrete | character-1 | 2169  | 0       | -        |
| 131                  | <a href="#">C1_2A</a>    | -     | discrete | character-1 | 75232 | 0       | -        |
| 132                  | <a href="#">C1_2B</a>    | -     | discrete | character-1 | 3939  | 0       | -        |
| 133                  | <a href="#">C1_3A</a>    | -     | discrete | character-1 | 75232 | 0       | -        |
| 134                  | <a href="#">C1_3B</a>    | -     | discrete | character-1 | 828   | 0       | -        |
| 135                  | <a href="#">C1_4A</a>    | -     | discrete | character-1 | 75232 | 0       | -        |
| 136                  | <a href="#">C1_4B</a>    | -     | discrete | character-1 | 17423 | 0       | -        |
| 137                  | <a href="#">C1_5A</a>    | -     | discrete | character-1 | 75232 | 0       | -        |
| 138                  | <a href="#">C1_5B</a>    | -     | discrete | character-1 | 23199 | 0       | -        |
| 139                  | <a href="#">C1_6A</a>    | -     | discrete | character-1 | 75231 | 0       | -        |
| 140                  | <a href="#">C1_6B</a>    | -     | discrete | character-1 | 1553  | 0       | -        |
| 141                  | <a href="#">C2_A</a>     | -     | discrete | character-1 | 75232 | 0       | -        |
| 142                  | <a href="#">C2_B_1</a>   | -     | discrete | character-1 | 41129 | 0       | -        |
| 143                  | <a href="#">C2_B_2</a>   | -     | discrete | character-1 | 36733 | 0       | -        |
| 144                  | <a href="#">C2_B_3</a>   | -     | discrete | character-1 | 27733 | 0       | -        |
| 145                  | <a href="#">C3_A</a>     | -     | discrete | character-1 | 41129 | 0       | -        |
| 146                  | <a href="#">C3_B_1</a>   | -     | discrete | character-1 | 19443 | 0       | -        |
| 147                  | <a href="#">C3_B_2</a>   | -     | discrete | character-1 | 16072 | 0       | -        |
| 148                  | <a href="#">C3_B_3</a>   | -     | discrete | character-1 | 10388 | 0       | -        |
| 149                  | <a href="#">C4_1</a>     | -     | discrete | character-2 | 19441 | 0       | -        |
| 150                  | <a href="#">C4_2</a>     | -     | discrete | character-2 | 11124 | 0       | -        |
| 151                  | <a href="#">C4_3</a>     | -     | discrete | character-2 | 5468  | 0       | -        |
| 152                  | <a href="#">C4_4</a>     | -     | discrete | character-2 | 1690  | 0       | -        |
| 153                  | <a href="#">C4_5</a>     | -     | discrete | character-2 | 628   | 0       | -        |

| <b>File LFS 2018</b> |                           |              |             |               |              |                |                 |
|----------------------|---------------------------|--------------|-------------|---------------|--------------|----------------|-----------------|
| <b>#</b>             | <b>Name</b>               | <b>Label</b> | <b>Type</b> | <b>Format</b> | <b>Valid</b> | <b>Invalid</b> | <b>Question</b> |
| 154                  | <a href="#">C5</a>        | -            | discrete    | character-1   | 75232        | 0              | -               |
| 155                  | <a href="#">C6</a>        | -            | discrete    | character-1   | 75232        | 0              | -               |
| 156                  | <a href="#">C7</a>        | -            | discrete    | character-1   | 75232        | 0              | -               |
| 157                  | <a href="#">C8_1</a>      | -            | discrete    | character-2   | 18542        | 0              | -               |
| 158                  | <a href="#">C8_2</a>      | -            | discrete    | character-1   | 4148         | 0              | -               |
| 159                  | <a href="#">C8_3</a>      | -            | discrete    | character-1   | 232          | 0              | -               |
| 160                  | <a href="#">C8_4</a>      | -            | discrete    | character-1   | 7            | 0              | -               |
| 161                  | <a href="#">C9_1</a>      | -            | discrete    | character-1   | 5827         | 0              | -               |
| 162                  | <a href="#">C9_2</a>      | -            | discrete    | character-1   | 2237         | 0              | -               |
| 163                  | <a href="#">C9_3</a>      | -            | discrete    | character-1   | 142          | 0              | -               |
| 164                  | <a href="#">Annualfac</a> | -            | continuous  | numeric-14.13 | 80577        | 0              | -               |

# Variables Description

Dataset contains 164 variable(s)

## File : LFS 2018

### # YEAR: Year

**Information** [Type= discrete] [Format=numeric] [Range= 2018-2018] [Missing=\*]

**Statistics [NW/ W]** [Valid=80577 /-] [Invalid=0 /-] [Mean=2018 /-] [StdDev=0 /-]

| Value | Label | Cases | Percentage |
|-------|-------|-------|------------|
| 2018  |       | 80577 | 100.0%     |

*Warning: these figures indicate the number of cases found in the data file. They cannot be interpreted as summary statistics of the population of interest.*

### # MONTH: Month

**Information** [Type= discrete] [Format=numeric] [Range= 1-12] [Missing=\*]

**Statistics [NW/ W]** [Valid=80577 /-] [Invalid=0 /-]

| Value | Label | Cases | Percentage |
|-------|-------|-------|------------|
| 1     |       | 6783  | 8.4%       |
| 2     |       | 7077  | 8.8%       |
| 3     |       | 6678  | 8.3%       |
| 4     |       | 6732  | 8.4%       |
| 5     |       | 6755  | 8.4%       |
| 6     |       | 6710  | 8.3%       |
| 7     |       | 6631  | 8.2%       |
| 8     |       | 6754  | 8.4%       |
| 9     |       | 6544  | 8.1%       |
| 10    |       | 6643  | 8.2%       |
| 11    |       | 6651  | 8.3%       |
| 12    |       | 6619  | 8.2%       |

*Warning: these figures indicate the number of cases found in the data file. They cannot be interpreted as summary statistics of the population of interest.*

### # SECTOR: Sector

**Information** [Type= discrete] [Format=numeric] [Range= 1-3] [Missing=\*]

**Statistics [NW/ W]** [Valid=80577 /-] [Invalid=0 /-]

| Value | Label  | Cases | Percentage |
|-------|--------|-------|------------|
| 1     | Urban  | 13278 | 16.5%      |
| 2     | Rural  | 63716 | 79.1%      |
| 3     | Estate | 3583  | 4.4%       |

*Warning: these figures indicate the number of cases found in the data file. They cannot be interpreted as summary statistics of the population of interest.*

### # DISTRICT: District

**Information** [Type= discrete] [Format=numeric] [Range= 11-92] [Missing=\*]

**Statistics [NW/ W]** [Valid=80577 /-] [Invalid=0 /-]

| Value | Label        | Cases | Percentage |
|-------|--------------|-------|------------|
| 11    | Colombo      | 7354  | 9.1%       |
| 12    | Gapaha       | 6443  | 8.0%       |
| 13    | Kalutara     | 3795  | 4.7%       |
| 21    | Kandy        | 5341  | 6.6%       |
| 22    | Matale       | 2411  | 3.0%       |
| 23    | Nuwara Eliya | 2836  | 3.5%       |
| 31    | Galle        | 4357  | 5.4%       |
| 32    | Matara       | 3642  | 4.5%       |

## File : LFS 2018

### # DISTRICT: District

| Value | Label        | Cases | Percentage |
|-------|--------------|-------|------------|
| 33    | Hambantota   | 2556  | 3.2%       |
| 41    | Jaffna       | 2841  | 3.5%       |
| 42    | Mannar       | 1384  | 1.7%       |
| 43    | Vavunia      | 1577  | 2.0%       |
| 44    | Mullaitivu   | 1241  | 1.5%       |
| 45    | Killinochchi | 1590  | 2.0%       |
| 51    | Batticaloa   | 2334  | 2.9%       |
| 52    | Ampara       | 3004  | 3.7%       |
| 53    | Trincomalee  | 2217  | 2.8%       |
| 61    | Kurunegala   | 5500  | 6.8%       |
| 62    | Puttalam     | 3048  | 3.8%       |
| 71    | Anuradhapura | 2932  | 3.6%       |
| 72    | Polonnaruwa  | 1906  | 2.4%       |
| 81    | Badulla      | 2524  | 3.1%       |
| 82    | Moneragala   | 1736  | 2.2%       |
| 91    | Ratnapura    | 4233  | 5.3%       |
| 92    | Kegalle      | 3775  | 4.7%       |

Warning: these figures indicate the number of cases found in the data file. They cannot be interpreted as summary statistics of the population of interest.

### # DS: DS division

|                           |   |
|---------------------------|---|
| <b>Information</b>        | [Type= continuous] [Format=numeric] [Range= 3-87] [Missing=*]       |
| <b>Statistics [NW/ W]</b> | [Valid=80577 /-] [Invalid=0 /-] [Mean=23.407 /-] [StdDev=16.353 /-] |

### # PSU: PSU

|                           |   |
|---------------------------|---|
| <b>Information</b>        | [Type= continuous] [Format=numeric] [Range= 1-250] [Missing=*]      |
| <b>Statistics [NW/ W]</b> | [Valid=80577 /-] [Invalid=0 /-] [Mean=64.316 /-] [StdDev=51.487 /-] |

### # HUNIT: HUNIT

|                           |   |
|---------------------------|---|
| <b>Information</b>        | [Type= discrete] [Format=numeric] [Range= 1-10] [Missing=*] |
| <b>Statistics [NW/ W]</b> | [Valid=80577 /-] [Invalid=0 /-]                             |

| Value | Label | Cases | Percentage |
|-------|-------|-------|------------|
| 1     |       | 8201  | 10.2%      |
| 2     |       | 8174  | 10.1%      |
| 3     |       | 8312  | 10.3%      |
| 4     |       | 8135  | 10.1%      |
| 5     |       | 8180  | 10.2%      |
| 6     |       | 8067  | 10.0%      |
| 7     |       | 8020  | 10.0%      |
| 8     |       | 8042  | 10.0%      |
| 9     |       | 7729  | 9.6%       |
| 10    |       | 7717  | 9.6%       |

Warning: these figures indicate the number of cases found in the data file. They cannot be interpreted as summary statistics of the population of interest.

### # HHOLD: HHOLD

|                    |  |
|--------------------|--|
| <b>Information</b> | [Type= discrete] [Format=numeric] [Range= 1-4] [Missing=*] |
|--------------------|--|



**File : LFS 2018****# HHOLD: HHOLD**

|                    |                                 |
|--------------------|---------------------------------|
| Statistics [NW/ W] | [Valid=80577 /-] [Invalid=0 /-] |
|--------------------|---------------------------------|

| Value | Label | Cases | Percentage |
|-------|-------|-------|------------|
| 1     |       | 80342 | 99.7%      |
| 2     |       | 219   | 0.3%       |
| 3     |       | 11    | 0.0%       |
| 4     |       | 5     | 0.0%       |

Warning: these figures indicate the number of cases found in the data file. They cannot be interpreted as summary statistics of the population of interest.

**# SERNO: Person's Serial No**

|             |   |
|-------------|---|
| Information | [Type= continuous] [Format=numeric] [Range= 1-41] [Missing=*] |
|-------------|---|

|                    |   |
|--------------------|---|
| Statistics [NW/ W] | [Valid=80577 /-] [Invalid=0 /-] [Mean=2.698 /-] [StdDev=1.544 /-] |
|--------------------|---|

**# RSHIP: Relationship to Household**

|             |  |
|-------------|--|
| Information | [Type= discrete] [Format=numeric] [Range= 1-9] [Missing=*] |
|-------------|--|

|                    |                                 |
|--------------------|---------------------------------|
| Statistics [NW/ W] | [Valid=80577 /-] [Invalid=0 /-] |
|--------------------|---------------------------------|

| Value | Label             | Cases | Percentage |
|-------|-------------------|-------|------------|
| 1     | Head of Household | 21604 | 26.8%      |
| 2     | Wife/Husband      | 15217 | 18.9%      |
| 3     | Son/Daughter      | 31055 | 38.5%      |
| 4     | Parents           | 1673  | 2.1%       |
| 5     | Other Relative    | 10847 | 13.5%      |
| 6     | Domestic Servant  | 98    | 0.1%       |
| 7     | Boarder           | 31    | 0.0%       |
| 8     | Other             | 0     |            |
| 9     |                   | 52    | 0.1%       |

Warning: these figures indicate the number of cases found in the data file. They cannot be interpreted as summary statistics of the population of interest.

**# SEX: Gender**

|             |  |
|-------------|--|
| Information | [Type= discrete] [Format=numeric] [Range= 1-2] [Missing=*] |
|-------------|--|

|                    |                                 |
|--------------------|---------------------------------|
| Statistics [NW/ W] | [Valid=80577 /-] [Invalid=0 /-] |
|--------------------|---------------------------------|

| Value | Label  | Cases | Percentage |
|-------|--------|-------|------------|
| 1     | Male   | 38188 | 47.4%      |
| 2     | Female | 42389 | 52.6%      |

Warning: these figures indicate the number of cases found in the data file. They cannot be interpreted as summary statistics of the population of interest.

**# BYEAR: Birth Year**

|             |  |
|-------------|--|
| Information | [Type= continuous] [Format=numeric] [Range= 1918-9999] [Missing=*] |
|-------------|--|

|                    |  |
|--------------------|--|
| Statistics [NW/ W] | [Valid=80577 /-] [Invalid=0 /-] [Mean=2031.416 /-] [StdDev=622.974 /-] |
|--------------------|--|

**# BMONTH: Birth Month**

|             |   |
|-------------|---|
| Information | [Type= discrete] [Format=character] [Missing=*] |
|-------------|---|

|                    |                                 |
|--------------------|---------------------------------|
| Statistics [NW/ W] | [Valid=80088 /-] [Invalid=0 /-] |
|--------------------|---------------------------------|

| Value | Label | Cases | Percentage |
|-------|-------|-------|------------|
| 1     |       | 6669  | 8.3%       |
| 10    |       | 6917  | 8.6%       |
| 11    |       | 6296  | 7.9%       |

## File : LFS 2018

### # BMONTH: Birth Month

| Value | Label | Cases | Percentage |
|-------|-------|-------|------------|
| 12    |       | 6353  | 7.9%       |
| 2     |       | 6385  | 8.0%       |
| 3     |       | 7195  | 9.0%       |
| 4     |       | 6960  | 8.7%       |
| 5     |       | 7597  | 9.5%       |
| 6     |       | 6973  | 8.7%       |
| 7     |       | 6172  | 7.7%       |
| 8     |       | 6568  | 8.2%       |
| 9     |       | 6003  | 7.5%       |

Warning: these figures indicate the number of cases found in the data file. They cannot be interpreted as summary statistics of the population of interest.

### # AGE: Age

|                           |   |
|---------------------------|---|
| <b>Information</b>        | [Type= continuous] [Format=numeric] [Range= 0-99] [Missing=*]       |
| <b>Statistics [NW/ W]</b> | [Valid=80577 /-] [Invalid=0 /-] [Mean=35.033 /-] [StdDev=22.085 /-] |

### # ETH: Ethnic Group

|                           |  |
|---------------------------|--|
| <b>Information</b>        | [Type= discrete] [Format=numeric] [Range= 1-9] [Missing=*] |
| <b>Statistics [NW/ W]</b> | [Valid=80577 /-] [Invalid=0 /-]                            |

| Value | Label            | Cases | Percentage |
|-------|------------------|-------|------------|
| 1     | Sinhala          | 54927 | 68.2%      |
| 2     | Sri Lankan Tamil | 14090 | 17.5%      |
| 3     | Indian Tamil     | 2467  | 3.1%       |
| 4     | Sri Lankan Moor  | 8839  | 11.0%      |
| 5     | Malay            | 88    | 0.1%       |
| 6     | Burger           | 122   | 0.2%       |
| 9     | Other            | 44    | 0.1%       |

Warning: these figures indicate the number of cases found in the data file. They cannot be interpreted as summary statistics of the population of interest.

### # REL: Religion

|                           |  |
|---------------------------|--|
| <b>Information</b>        | [Type= discrete] [Format=numeric] [Range= 1-9] [Missing=*] |
| <b>Statistics [NW/ W]</b> | [Valid=80577 /-] [Invalid=0 /-]                            |

| Value | Label                          | Cases | Percentage |
|-------|--------------------------------|-------|------------|
| 1     | Buddhist                       | 52006 | 64.5%      |
| 2     | Hindu                          | 13623 | 16.9%      |
| 3     | Muslim                         | 8982  | 11.1%      |
| 4     | Roman Catholic/Other Christmas | 5959  | 7.4%       |
| 9     | Other                          | 7     | 0.0%       |

Warning: these figures indicate the number of cases found in the data file. They cannot be interpreted as summary statistics of the population of interest.

### # MARITAL: Marital Status

|                           |  |
|---------------------------|--|
| <b>Information</b>        | [Type= discrete] [Format=numeric] [Range= 1-5] [Missing=*] |
| <b>Statistics [NW/ W]</b> | [Valid=80577 /-] [Invalid=0 /-]                            |

| Value | Label         | Cases | Percentage |
|-------|---------------|-------|------------|
| 1     | Never Married | 33993 | 42.2%      |
| 2     | Married       | 40255 | 50.0%      |

## File : LFS 2018

### # MARITAL: Marital Status

| Value | Label     | Cases | Percentage |
|-------|-----------|-------|------------|
| 3     | Widowed   | 5309  | 6.6%       |
| 4     | Divorced  | 238   | 0.3%       |
| 5     | Seperated | 782   | 1.0%       |

*Warning: these figures indicate the number of cases found in the data file. They cannot be interpreted as summary statistics of the population of interest.*

### # EDU: Education Attainment

|                           |   |
|---------------------------|---|
| <b>Information</b>        | [Type= discrete] [Format=character] [Missing=*] |
| <b>Statistics [NW/ W]</b> | [Valid=75232 /-] [Invalid=0 /-]                 |

| Value | Label                            | Cases | Percentage |
|-------|----------------------------------|-------|------------|
| 0     | Studying/Studied Grade 1         | 1533  | 2.0%       |
| 1     | Passed Grade- 1                  | 1559  | 2.1%       |
| 10    | Passed Grade -10                 | 16415 | 21.8%      |
| 11    | Passed G.C.E.(O/L)/N.C.G.E       | 7895  | 10.5%      |
| 12    | Passed Grade-12                  | 4640  | 6.2%       |
| 13    | Passed G.A.Q./G.S.Q.             | 8614  | 11.4%      |
| 14    |                                  | 160   | 0.2%       |
| 15    | Degree                           | 1737  | 2.3%       |
| 16    | Post Graduate Degree/Diploma     | 336   | 0.4%       |
| 17    | Special Educational Institutions | 107   | 0.1%       |
| 19    | No Schooling                     | 2560  | 3.4%       |
| 2     | Passed Grade-2                   | 2627  | 3.5%       |
| 3     | Passed Grade-3                   | 2703  | 3.6%       |
| 4     | Passed Grade-4                   | 3575  | 4.8%       |
| 5     | Passed Grade-5                   | 4570  | 6.1%       |
| 6     | Passed Grade-6                   | 3382  | 4.5%       |
| 7     | Passed Grade-7                   | 3926  | 5.2%       |
| 8     | Passed Grade-8                   | 5137  | 6.8%       |
| 9     | Passed Grade -9                  | 3756  | 5.0%       |

*Warning: these figures indicate the number of cases found in the data file. They cannot be interpreted as summary statistics of the population of interest.*

### # DEGREE: Degree

|                           |   |
|---------------------------|---|
| <b>Information</b>        | [Type= discrete] [Format=character] [Missing=*] |
| <b>Statistics [NW/ W]</b> | [Valid=2073 /-] [Invalid=0 /-]                  |

| Value | Label  | Cases | Percentage |
|-------|--|-------|------------|
| 1     | Arts   | 1026  | 49.5%      |
| 10    | Indigeneous Medicine                           | 16    | 0.8%       |
| 11    | Paramedical Studies                            | 4     | 0.2%       |
| 12    | Engineering                                    | 90    | 4.3%       |
| 13    | Fashion Design/Transport & Logistic Management | 6     | 0.3%       |
| 14    | Architecture/Quantity                          | 4     | 0.2%       |
| 15    | Computer Science/IT                            | 15    | 0.7%       |
| 16    |  | 82    | 4.0%       |
| 19    | Other  | 100   | 4.8%       |
| 2     | Law  | 43    | 2.1%       |

## File : LFS 2018

### # DEGREE: Degree

| Value | Label               | Cases | Percentage |
|-------|---------------------|-------|------------|
| 3     | Management          | 225   | 10.9%      |
| 4     | Commerce            | 203   | 9.8%       |
| 5     | Medicine            | 47    | 2.3%       |
| 6     | Dental Surgery      | 2     | 0.1%       |
| 7     | Veterinary Medicine | 2     | 0.1%       |
| 8     | Agriculture         | 42    | 2.0%       |
| 9     | Science             | 166   | 8.0%       |

Warning: these figures indicate the number of cases found in the data file. They cannot be interpreted as summary statistics of the population of interest.

### # CUEDU: Current education Status

| <b>Information</b>        | [Type= discrete] [Format=character] [Missing=*] |       |            |
|---------------------------|---|-------|------------|
| <b>Statistics [NW/ W]</b> | [Valid=75232 /-] [Invalid=0 /-]                 |       |            |
| Value                     | Label   | Cases | Percentage |
| 1                         | School  | 17588 | 23.4%      |
| 2                         | University                                      | 429   | 0.6%       |
| 3                         | Other Educational Institution                   | 899   | 1.2%       |
| 4                         | Vocational/Technical Institution                | 421   | 0.6%       |
| 5                         | Does not attend                                 | 55895 | 74.3%      |

Warning: these figures indicate the number of cases found in the data file. They cannot be interpreted as summary statistics of the population of interest.

### # SIN: Literacy in Sinhala

| <b>Information</b>        | [Type= discrete] [Format=character] [Missing=*] |       |            |
|---------------------------|---|-------|------------|
| <b>Statistics [NW/ W]</b> | [Valid=68853 /-] [Invalid=0 /-]                 |       |            |
| Value                     | Label   | Cases | Percentage |
| 1                         | Able to read to write                           | 47627 | 69.2%      |
| 2                         | Unable to read and write                        | 21226 | 30.8%      |

Warning: these figures indicate the number of cases found in the data file. They cannot be interpreted as summary statistics of the population of interest.

### # TAMIL: Literacy in Tamil

| <b>Information</b>        | [Type= discrete] [Format=character] [Missing=*] |       |            |
|---------------------------|---|-------|------------|
| <b>Statistics [NW/ W]</b> | [Valid=68853 /-] [Invalid=0 /-]                 |       |            |
| Value                     | Label   | Cases | Percentage |
| 1                         | Able to read and write                          | 20373 | 29.6%      |
| 2                         | Unable to read and write                        | 48480 | 70.4%      |

Warning: these figures indicate the number of cases found in the data file. They cannot be interpreted as summary statistics of the population of interest.

### # ENG: Literacy in English

| <b>Information</b>        | [Type= discrete] [Format=character] [Missing=*] |       |            |
|---------------------------|---|-------|------------|
| <b>Statistics [NW/ W]</b> | [Valid=68853 /-] [Invalid=0 /-]                 |       |            |
| Value                     | Label   | Cases | Percentage |
| 1                         | Able to read and write                          | 15134 | 22.0%      |
| 2                         | Unable to read and write                        | 53719 | 78.0%      |

Warning: these figures indicate the number of cases found in the data file. They cannot be interpreted as summary statistics of the population of interest.

## File : LFS 2018

### # P15

**Information** [Type= discrete] [Format=numeric] [Range= 1-4] [Missing=\*]

**Statistics [NW/ W]** [Valid=80577 /-] [Invalid=0 /-]

| Value | Label                   | Cases | Percentage |
|-------|-------------------------|-------|------------|
| 1     | Cannot do anything      | 130   | 0.2%       |
| 2     | Have major difficulties | 852   | 1.1%       |
| 3     | Have miner difficulties | 5507  | 6.8%       |
| 4     | No difficulties         | 74088 | 91.9%      |

*Warning: these figures indicate the number of cases found in the data file. They cannot be interpreted as summary statistics of the population of interest.*

### # P16

**Information** [Type= discrete] [Format=numeric] [Range= 1-4] [Missing=\*]

**Statistics [NW/ W]** [Valid=80577 /-] [Invalid=0 /-]

| Value | Label                   | Cases | Percentage |
|-------|-------------------------|-------|------------|
| 1     | Cannot do anything      | 117   | 0.1%       |
| 2     | Have major difficulties | 591   | 0.7%       |
| 3     | Have miner difficulties | 2636  | 3.3%       |
| 4     | No difficulties         | 77233 | 95.8%      |

*Warning: these figures indicate the number of cases found in the data file. They cannot be interpreted as summary statistics of the population of interest.*

### # P17

**Information** [Type= discrete] [Format=numeric] [Range= 1-4] [Missing=\*]

**Statistics [NW/ W]** [Valid=80577 /-] [Invalid=0 /-]

| Value | Label                   | Cases | Percentage |
|-------|-------------------------|-------|------------|
| 1     | Cannot do anything      | 399   | 0.5%       |
| 2     | Have major difficulties | 1742  | 2.2%       |
| 3     | Have miner difficulties | 4664  | 5.8%       |
| 4     | No difficulties         | 73772 | 91.6%      |

*Warning: these figures indicate the number of cases found in the data file. They cannot be interpreted as summary statistics of the population of interest.*

### # P18

**Information** [Type= discrete] [Format=numeric] [Range= 1-4] [Missing=\*]

**Statistics [NW/ W]** [Valid=80577 /-] [Invalid=0 /-]

| Value | Label                   | Cases | Percentage |
|-------|-------------------------|-------|------------|
| 1     | Cannot do anything      | 195   | 0.2%       |
| 2     | Have major difficulties | 734   | 0.9%       |
| 3     | Have miner difficulties | 2568  | 3.2%       |
| 4     | No difficulties         | 77080 | 95.7%      |

*Warning: these figures indicate the number of cases found in the data file. They cannot be interpreted as summary statistics of the population of interest.*

### # P19

**Information** [Type= discrete] [Format=numeric] [Range= 1-4] [Missing=\*]

**Statistics [NW/ W]** [Valid=80577 /-] [Invalid=0 /-]

| Value | Label                   | Cases | Percentage |
|-------|-------------------------|-------|------------|
| 1     | Cannot do anything      | 417   | 0.5%       |
| 2     | Have major difficulties | 1140  | 1.4%       |

## File : LFS 2018

### # P19

| Value | Label                   | Cases | Percentage |
|-------|-------------------------|-------|------------|
| 3     | Have minor difficulties | 3365  | 4.2%       |
| 4     | No difficulties         | 75655 | 93.9%      |

Warning: these figures indicate the number of cases found in the data file. They cannot be interpreted as summary statistics of the population of interest.

### # P20

|                           |  |
|---------------------------|--|
| <b>Information</b>        | [Type= discrete] [Format=numeric] [Range= 1-4] [Missing=*] |
| <b>Statistics [NW/ W]</b> | [Valid=80577 /-] [Invalid=0 /-]                            |

| Value | Label                   | Cases | Percentage |
|-------|-------------------------|-------|------------|
| 1     | Cannot do anything      | 205   | 0.3%       |
| 2     | Have major difficulties | 471   | 0.6%       |
| 3     | Have minor difficulties | 1379  | 1.7%       |
| 4     | No difficulties         | 78522 | 97.4%      |

Warning: these figures indicate the number of cases found in the data file. They cannot be interpreted as summary statistics of the population of interest.

### # P21

|                           |   |
|---------------------------|---|
| <b>Information</b>        | [Type= discrete] [Format=character] [Missing=*] |
| <b>Statistics [NW/ W]</b> | [Valid=61660 /-] [Invalid=0 /-]                 |

| Value | Label | Cases | Percentage |
|-------|-------|-------|------------|
| 1     | Yes   | 3019  | 4.9%       |
| 2     | No    | 58641 | 95.1%      |

Warning: these figures indicate the number of cases found in the data file. They cannot be interpreted as summary statistics of the population of interest.

### # Q2

|                           |   |
|---------------------------|---|
| <b>Information</b>        | [Type= discrete] [Format=character] [Missing=*] |
| <b>Statistics [NW/ W]</b> | [Valid=61660 /-] [Invalid=0 /-]                 |

| Value | Label | Cases | Percentage |
|-------|-------|-------|------------|
| 1     | Yes   | 29159 | 47.3%      |
| 2     | No    | 32501 | 52.7%      |

Warning: these figures indicate the number of cases found in the data file. They cannot be interpreted as summary statistics of the population of interest.

### # Q3

|                           |   |
|---------------------------|---|
| <b>Information</b>        | [Type= discrete] [Format=character] [Missing=*] |
| <b>Statistics [NW/ W]</b> | [Valid=29159 /-] [Invalid=0 /-]                 |

| Value | Label  | Cases | Percentage |
|-------|--|-------|------------|
| 1     | The main economic activity                               | 27275 | 93.5%      |
| 2     | Another economic activity                                | 148   | 0.5%       |
| 3     | The main economic activity and Another economic activity | 1736  | 6.0%       |

Warning: these figures indicate the number of cases found in the data file. They cannot be interpreted as summary statistics of the population of interest.

### # Q4

|                           |   |
|---------------------------|---|
| <b>Information</b>        | [Type= discrete] [Format=character] [Missing=*] |
| <b>Statistics [NW/ W]</b> | [Valid=32501 /-] [Invalid=0 /-]                 |

| Value | Label | Cases | Percentage |
|-------|-------|-------|------------|
| 1     | Yes   | 1163  | 3.6%       |
| 2     | No    | 31338 | 96.4%      |

# File : LFS 2018

## # Q4

*Warning: these figures indicate the number of cases found in the data file. They cannot be interpreted as summary statistics of the population of interest.*

## # Q5

**Information** [Type= discrete] [Format=character] [Missing=\*]

**Statistics [NW/ W]** [Valid=1163 /-] [Invalid=0 /-]

| Value | Label  | Cases | Percentage |
|-------|--|-------|------------|
| 1     | Off season/Bad weather                               | 334   | 28.7%      |
| 2     | Temporary stopping economic activity                 | 126   | 10.8%      |
| 3     | Sick/Injury/personal                                 | 226   | 19.4%      |
| 4     | Leave/holiday/vacation/educational leave or training | 243   | 20.9%      |
| 5     | Personal /family needs                               | 153   | 13.2%      |
| 9     | Others   | 81    | 7.0%       |

*Warning: these figures indicate the number of cases found in the data file. They cannot be interpreted as summary statistics of the population of interest.*

## # Q6\_A

**Information** [Type= discrete] [Format=character] [Missing=\*]

**Statistics [NW/ W]** [Valid=31338 /-] [Invalid=0 /-]

| Value | Label | Cases | Percentage |
|-------|-------|-------|------------|
| 1     | Yes   | 1423  | 4.5%       |
| 2     | No    | 29915 | 95.5%      |

*Warning: these figures indicate the number of cases found in the data file. They cannot be interpreted as summary statistics of the population of interest.*

## # Q6\_B\_1

**Information** [Type= discrete] [Format=character] [Missing=\*]

**Statistics [NW/ W]** [Valid=1423 /-] [Invalid=0 /-]

| Value | Label | Cases | Percentage |
|-------|-------|-------|------------|
| 0     |       | 240   | 16.9%      |
| 1     |       | 264   | 18.6%      |
| 10    |       | 20    | 1.4%       |
| 11    |       | 1     | 0.1%       |
| 12    |       | 2     | 0.1%       |
| 15    |       | 1     | 0.1%       |
| 2     |       | 383   | 26.9%      |
| 20    |       | 1     | 0.1%       |
| 25    |       | 1     | 0.1%       |
| 3     |       | 189   | 13.3%      |
| 30    |       | 3     | 0.2%       |
| 35    |       | 1     | 0.1%       |
| 4     |       | 91    | 6.4%       |
| 45    |       | 2     | 0.1%       |
| 5     |       | 141   | 9.9%       |
| 55    |       | 1     | 0.1%       |
| 6     |       | 52    | 3.7%       |
| 60    |       | 1     | 0.1%       |
| 7     |       | 4     | 0.3%       |

# File : LFS 2018

## # Q6\_B\_1

| Value | Label | Cases | Percentage |
|-------|-------|-------|------------|
| 8     |       | 24    | 1.7%       |
| 9     |       | 1     | 0.1%       |

Warning: these figures indicate the number of cases found in the data file. They cannot be interpreted as summary statistics of the population of interest.

## # Q6\_B\_2

|                           |   |
|---------------------------|---|
| <b>Information</b>        | [Type= discrete] [Format=character] [Missing=*] |
| <b>Statistics [NW/ W]</b> | [Valid=1423 /-] [Invalid=0 /-]                  |

| Value | Label | Cases | Percentage |
|-------|-------|-------|------------|
| 0     |       | 790   | 55.5%      |
| 1     |       | 164   | 11.5%      |
| 10    |       | 12    | 0.8%       |
| 11    |       | 2     | 0.1%       |
| 12    |       | 11    | 0.8%       |
| 14    |       | 5     | 0.4%       |
| 15    |       | 3     | 0.2%       |
| 18    |       | 1     | 0.1%       |
| 2     |       | 137   | 9.6%       |
| 20    |       | 6     | 0.4%       |
| 21    |       | 1     | 0.1%       |
| 25    |       | 2     | 0.1%       |
| 28    |       | 1     | 0.1%       |
| 3     |       | 79    | 5.6%       |
| 30    |       | 21    | 1.5%       |
| 35    |       | 1     | 0.1%       |
| 4     |       | 29    | 2.0%       |
| 40    |       | 3     | 0.2%       |
| 5     |       | 89    | 6.3%       |
| 50    |       | 3     | 0.2%       |
| 6     |       | 23    | 1.6%       |
| 7     |       | 10    | 0.7%       |
| 8     |       | 28    | 2.0%       |
| 9     |       | 1     | 0.1%       |
| 90    |       | 1     | 0.1%       |

Warning: these figures indicate the number of cases found in the data file. They cannot be interpreted as summary statistics of the population of interest.

## # Q6\_B\_3

|                           |   |
|---------------------------|---|
| <b>Information</b>        | [Type= discrete] [Format=character] [Missing=*] |
| <b>Statistics [NW/ W]</b> | [Valid=1423 /-] [Invalid=0 /-]                  |

| Value | Label | Cases | Percentage |
|-------|-------|-------|------------|
| 0     |       | 1312  | 92.2%      |
| 1     |       | 8     | 0.6%       |
| 10    |       | 10    | 0.7%       |
| 12    |       | 1     | 0.1%       |
| 14    |       | 1     | 0.1%       |



## File : LFS 2018

### # Q6\_B\_3

| Value | Label | Cases | Percentage |
|-------|-------|-------|------------|
| 15    |       | 5     | 0.4%       |
| 2     |       | 6     | 0.4%       |
| 20    |       | 6     | 0.4%       |
| 25    |       | 1     | 0.1%       |
| 28    |       | 1     | 0.1%       |
| 3     |       | 2     | 0.1%       |
| 30    |       | 5     | 0.4%       |
| 32    |       | 1     | 0.1%       |
| 35    |       | 1     | 0.1%       |
| 4     |       | 1     | 0.1%       |
| 40    |       | 4     | 0.3%       |
| 48    |       | 1     | 0.1%       |
| 5     |       | 49    | 3.4%       |
| 50    |       | 1     | 0.1%       |
| 7     |       | 1     | 0.1%       |
| 8     |       | 6     | 0.4%       |

Warning: these figures indicate the number of cases found in the data file. They cannot be interpreted as summary statistics of the population of interest.

### # Q7

|                           |   |
|---------------------------|---|
| <b>Information</b>        | [Type= discrete] [Format=character] [Missing=*] |
| <b>Statistics [NW/ W]</b> | [Valid=30322 /-] [Invalid=0 /-]                 |

| Value | Label | Cases | Percentage |
|-------|-------|-------|------------|
| 110   |       | 8     | 0.0%       |
| 1111  |       | 24    | 0.1%       |
| 1112  |       | 45    | 0.1%       |
| 1114  |       | 8     | 0.0%       |
| 1120  |       | 43    | 0.1%       |
| 120   |       | 22    | 0.1%       |
| 1211  |       | 32    | 0.1%       |
| 1212  |       | 56    | 0.2%       |
| 1213  |       | 41    | 0.1%       |
| 1214  |       | 12    | 0.0%       |
| 1219  |       | 21    | 0.1%       |
| 1221  |       | 107   | 0.4%       |
| 1222  |       | 3     | 0.0%       |
| 1223  |       | 32    | 0.1%       |
| 130   |       | 59    | 0.2%       |
| 1311  |       | 108   | 0.4%       |
| 1312  |       | 29    | 0.1%       |
| 1321  |       | 144   | 0.5%       |
| 1322  |       | 9     | 0.0%       |
| 1323  |       | 28    | 0.1%       |
| 1324  |       | 70    | 0.2%       |
| 1330  |       | 12    | 0.0%       |

# File : LFS 2018

# Q7

| Value | Label | Cases | Percentage |
|-------|-------|-------|------------|
| 1342  |       | 5     | 0.0%       |
| 1344  |       | 2     | 0.0%       |
| 1345  |       | 76    | 0.3%       |
| 1346  |       | 57    | 0.2%       |
| 1349  |       | 22    | 0.1%       |
| 1411  |       | 53    | 0.2%       |
| 1412  |       | 107   | 0.4%       |
| 1420  |       | 962   | 3.2%       |
| 1431  |       | 7     | 0.0%       |
| 1439  |       | 157   | 0.5%       |
| 210   |       | 7     | 0.0%       |
| 2113  |       | 1     | 0.0%       |
| 2120  |       | 3     | 0.0%       |
| 2131  |       | 3     | 0.0%       |
| 2132  |       | 9     | 0.0%       |
| 2133  |       | 1     | 0.0%       |
| 2141  |       | 11    | 0.0%       |
| 2142  |       | 34    | 0.1%       |
| 2143  |       | 1     | 0.0%       |
| 2144  |       | 10    | 0.0%       |
| 2151  |       | 3     | 0.0%       |
| 2152  |       | 9     | 0.0%       |
| 2153  |       | 9     | 0.0%       |
| 2161  |       | 8     | 0.0%       |
| 2163  |       | 11    | 0.0%       |
| 2164  |       | 2     | 0.0%       |
| 2165  |       | 22    | 0.1%       |
| 2166  |       | 18    | 0.1%       |
| 220   |       | 11    | 0.0%       |
| 2211  |       | 38    | 0.1%       |
| 2212  |       | 7     | 0.0%       |
| 2221  |       | 157   | 0.5%       |
| 2222  |       | 34    | 0.1%       |
| 2230  |       | 23    | 0.1%       |
| 2240  |       | 2     | 0.0%       |
| 2250  |       | 1     | 0.0%       |
| 2261  |       | 2     | 0.0%       |
| 2262  |       | 32    | 0.1%       |
| 2263  |       | 3     | 0.0%       |
| 2264  |       | 4     | 0.0%       |
| 2266  |       | 2     | 0.0%       |
| 2267  |       | 1     | 0.0%       |
| 2269  |       | 2     | 0.0%       |

# File : LFS 2018

# Q7

| Value | Label | Cases | Percentage |
|-------|-------|-------|------------|
| 230   |       | 27    | 0.1%       |
| 2310  |       | 24    | 0.1%       |
| 2320  |       | 25    | 0.1%       |
| 2330  |       | 706   | 2.3%       |
| 2341  |       | 295   | 1.0%       |
| 2342  |       | 165   | 0.5%       |
| 2351  |       | 4     | 0.0%       |
| 2352  |       | 5     | 0.0%       |
| 2353  |       | 3     | 0.0%       |
| 2354  |       | 1     | 0.0%       |
| 2355  |       | 1     | 0.0%       |
| 2356  |       | 5     | 0.0%       |
| 2359  |       | 105   | 0.3%       |
| 2411  |       | 99    | 0.3%       |
| 2412  |       | 3     | 0.0%       |
| 2413  |       | 2     | 0.0%       |
| 2421  |       | 1     | 0.0%       |
| 2423  |       | 3     | 0.0%       |
| 2431  |       | 3     | 0.0%       |
| 2434  |       | 2     | 0.0%       |
| 2511  |       | 4     | 0.0%       |
| 2512  |       | 25    | 0.1%       |
| 2513  |       | 3     | 0.0%       |
| 2514  |       | 2     | 0.0%       |
| 2519  |       | 1     | 0.0%       |
| 2522  |       | 2     | 0.0%       |
| 2523  |       | 1     | 0.0%       |
| 2611  |       | 31    | 0.1%       |
| 2612  |       | 3     | 0.0%       |
| 2619  |       | 1     | 0.0%       |
| 2621  |       | 2     | 0.0%       |
| 2622  |       | 5     | 0.0%       |
| 2631  |       | 1     | 0.0%       |
| 2635  |       | 1     | 0.0%       |
| 2636  |       | 42    | 0.1%       |
| 2641  |       | 6     | 0.0%       |
| 2642  |       | 7     | 0.0%       |
| 2643  |       | 4     | 0.0%       |
| 2651  |       | 18    | 0.1%       |
| 2652  |       | 17    | 0.1%       |
| 2653  |       | 6     | 0.0%       |
| 2654  |       | 2     | 0.0%       |
| 2655  |       | 1     | 0.0%       |

**File : LFS 2018**

# Q7

| Value | Label | Cases | Percentage |
|-------|-------|-------|------------|
| 2656  |       | 1     | 0.0%       |
| 2659  |       | 3     | 0.0%       |
| 3111  |       | 34    | 0.1%       |
| 3112  |       | 30    | 0.1%       |
| 3113  |       | 37    | 0.1%       |
| 3114  |       | 2     | 0.0%       |
| 3115  |       | 126   | 0.4%       |
| 3116  |       | 8     | 0.0%       |
| 3118  |       | 21    | 0.1%       |
| 3119  |       | 6     | 0.0%       |
| 3121  |       | 1     | 0.0%       |
| 3122  |       | 180   | 0.6%       |
| 3123  |       | 69    | 0.2%       |
| 3131  |       | 3     | 0.0%       |
| 3132  |       | 13    | 0.0%       |
| 3133  |       | 1     | 0.0%       |
| 3141  |       | 2     | 0.0%       |
| 3142  |       | 106   | 0.3%       |
| 3143  |       | 5     | 0.0%       |
| 3151  |       | 7     | 0.0%       |
| 3152  |       | 18    | 0.1%       |
| 3153  |       | 1     | 0.0%       |
| 3154  |       | 1     | 0.0%       |
| 3155  |       | 1     | 0.0%       |
| 3211  |       | 4     | 0.0%       |
| 3212  |       | 8     | 0.0%       |
| 3213  |       | 17    | 0.1%       |
| 3221  |       | 5     | 0.0%       |
| 3222  |       | 2     | 0.0%       |
| 3230  |       | 3     | 0.0%       |
| 3240  |       | 1     | 0.0%       |
| 3251  |       | 3     | 0.0%       |
| 3253  |       | 3     | 0.0%       |
| 3254  |       | 1     | 0.0%       |
| 3256  |       | 1     | 0.0%       |
| 3257  |       | 19    | 0.1%       |
| 3258  |       | 4     | 0.0%       |
| 3259  |       | 11    | 0.0%       |
| 3311  |       | 2     | 0.0%       |
| 3312  |       | 23    | 0.1%       |
| 3313  |       | 193   | 0.6%       |
| 3314  |       | 9     | 0.0%       |
| 3315  |       | 7     | 0.0%       |

**File : LFS 2018**

# Q7

| Value | Label | Cases | Percentage |
|-------|-------|-------|------------|
| 3321  |       | 53    | 0.2%       |
| 3322  |       | 504   | 1.7%       |
| 3323  |       | 22    | 0.1%       |
| 3324  |       | 99    | 0.3%       |
| 3333  |       | 8     | 0.0%       |
| 3334  |       | 1     | 0.0%       |
| 3339  |       | 38    | 0.1%       |
| 3341  |       | 94    | 0.3%       |
| 3343  |       | 37    | 0.1%       |
| 3349  |       | 3     | 0.0%       |
| 3351  |       | 6     | 0.0%       |
| 3352  |       | 8     | 0.0%       |
| 3353  |       | 192   | 0.6%       |
| 3354  |       | 6     | 0.0%       |
| 3359  |       | 1     | 0.0%       |
| 3360  |       | 153   | 0.5%       |
| 3411  |       | 26    | 0.1%       |
| 3412  |       | 5     | 0.0%       |
| 3422  |       | 37    | 0.1%       |
| 3431  |       | 2     | 0.0%       |
| 3432  |       | 13    | 0.0%       |
| 3433  |       | 3     | 0.0%       |
| 3441  |       | 41    | 0.1%       |
| 3442  |       | 6     | 0.0%       |
| 3449  |       | 5     | 0.0%       |
| 3511  |       | 64    | 0.2%       |
| 3512  |       | 3     | 0.0%       |
| 3513  |       | 3     | 0.0%       |
| 3521  |       | 3     | 0.0%       |
| 3522  |       | 7     | 0.0%       |
| 4110  |       | 369   | 1.2%       |
| 4120  |       | 25    | 0.1%       |
| 4131  |       | 9     | 0.0%       |
| 4132  |       | 34    | 0.1%       |
| 4211  |       | 57    | 0.2%       |
| 4212  |       | 3     | 0.0%       |
| 4213  |       | 10    | 0.0%       |
| 4214  |       | 17    | 0.1%       |
| 4221  |       | 7     | 0.0%       |
| 4222  |       | 3     | 0.0%       |
| 4223  |       | 10    | 0.0%       |
| 4224  |       | 9     | 0.0%       |
| 4226  |       | 10    | 0.0%       |

# File : LFS 2018

# Q7

| Value | Label | Cases | Percentage |
|-------|-------|-------|------------|
| 4311  |       | 204   | 0.7%       |
| 4312  |       | 13    | 0.0%       |
| 4313  |       | 6     | 0.0%       |
| 4321  |       | 90    | 0.3%       |
| 4322  |       | 7     | 0.0%       |
| 4323  |       | 34    | 0.1%       |
| 4411  |       | 18    | 0.1%       |
| 4412  |       | 47    | 0.2%       |
| 4413  |       | 5     | 0.0%       |
| 4416  |       | 6     | 0.0%       |
| 4419  |       | 22    | 0.1%       |
| 5111  |       | 19    | 0.1%       |
| 5112  |       | 16    | 0.1%       |
| 5113  |       | 24    | 0.1%       |
| 5121  |       | 35    | 0.1%       |
| 5122  |       | 101   | 0.3%       |
| 5131  |       | 85    | 0.3%       |
| 5132  |       | 4     | 0.0%       |
| 5141  |       | 58    | 0.2%       |
| 5142  |       | 57    | 0.2%       |
| 5151  |       | 64    | 0.2%       |
| 5152  |       | 1     | 0.0%       |
| 5153  |       | 15    | 0.0%       |
| 5161  |       | 19    | 0.1%       |
| 5162  |       | 15    | 0.0%       |
| 5163  |       | 2     | 0.0%       |
| 5164  |       | 4     | 0.0%       |
| 5165  |       | 5     | 0.0%       |
| 5169  |       | 9     | 0.0%       |
| 5211  |       | 381   | 1.3%       |
| 5212  |       | 89    | 0.3%       |
| 5221  |       | 59    | 0.2%       |
| 5222  |       | 4     | 0.0%       |
| 5223  |       | 475   | 1.6%       |
| 5230  |       | 167   | 0.6%       |
| 5242  |       | 5     | 0.0%       |
| 5243  |       | 14    | 0.0%       |
| 5244  |       | 5     | 0.0%       |
| 5245  |       | 20    | 0.1%       |
| 5246  |       | 5     | 0.0%       |
| 5249  |       | 143   | 0.5%       |
| 5311  |       | 52    | 0.2%       |
| 5312  |       | 5     | 0.0%       |

# File : LFS 2018

# Q7

| Value | Label | Cases | Percentage |
|-------|-------|-------|------------|
| 5321  |       | 83    | 0.3%       |
| 5322  |       | 6     | 0.0%       |
| 5329  |       | 7     | 0.0%       |
| 5411  |       | 2     | 0.0%       |
| 5412  |       | 147   | 0.5%       |
| 5413  |       | 14    | 0.0%       |
| 5414  |       | 284   | 0.9%       |
| 5415  |       | 145   | 0.5%       |
| 5419  |       | 6     | 0.0%       |
| 6111  |       | 832   | 2.7%       |
| 6112  |       | 273   | 0.9%       |
| 6113  |       | 1097  | 3.6%       |
| 6114  |       | 816   | 2.7%       |
| 6115  |       | 44    | 0.1%       |
| 6116  |       | 73    | 0.2%       |
| 6117  |       | 268   | 0.9%       |
| 6118  |       | 133   | 0.4%       |
| 6119  |       | 169   | 0.6%       |
| 6121  |       | 226   | 0.7%       |
| 6122  |       | 69    | 0.2%       |
| 6123  |       | 2     | 0.0%       |
| 6129  |       | 3     | 0.0%       |
| 6130  |       | 6     | 0.0%       |
| 6210  |       | 10    | 0.0%       |
| 6221  |       | 10    | 0.0%       |
| 6222  |       | 6     | 0.0%       |
| 6223  |       | 46    | 0.2%       |
| 6224  |       | 216   | 0.7%       |
| 6225  |       | 112   | 0.4%       |
| 6226  |       | 1     | 0.0%       |
| 6311  |       | 6     | 0.0%       |
| 6320  |       | 1     | 0.0%       |
| 6411  |       | 587   | 1.9%       |
| 6412  |       | 71    | 0.2%       |
| 6420  |       | 36    | 0.1%       |
| 6430  |       | 48    | 0.2%       |
| 7111  |       | 90    | 0.3%       |
| 7112  |       | 17    | 0.1%       |
| 7113  |       | 54    | 0.2%       |
| 7114  |       | 78    | 0.3%       |
| 7115  |       | 369   | 1.2%       |
| 7116  |       | 749   | 2.5%       |
| 7121  |       | 13    | 0.0%       |

# File : LFS 2018

# Q7

| Value | Label | Cases | Percentage |
|-------|-------|-------|------------|
| 7122  |       | 13    | 0.0%       |
| 7123  |       | 7     | 0.0%       |
| 7125  |       | 3     | 0.0%       |
| 7126  |       | 25    | 0.1%       |
| 7127  |       | 15    | 0.0%       |
| 7131  |       | 150   | 0.5%       |
| 7132  |       | 9     | 0.0%       |
| 7211  |       | 6     | 0.0%       |
| 7212  |       | 108   | 0.4%       |
| 7213  |       | 22    | 0.1%       |
| 7214  |       | 44    | 0.1%       |
| 7215  |       | 2     | 0.0%       |
| 7221  |       | 33    | 0.1%       |
| 7222  |       | 5     | 0.0%       |
| 7223  |       | 6     | 0.0%       |
| 7224  |       | 3     | 0.0%       |
| 7231  |       | 280   | 0.9%       |
| 7232  |       | 1     | 0.0%       |
| 7233  |       | 42    | 0.1%       |
| 7234  |       | 22    | 0.1%       |
| 7310  |       | 9     | 0.0%       |
| 7311  |       | 5     | 0.0%       |
| 7312  |       | 53    | 0.2%       |
| 7313  |       | 120   | 0.4%       |
| 7314  |       | 4     | 0.0%       |
| 7315  |       | 4     | 0.0%       |
| 7316  |       | 88    | 0.3%       |
| 7317  |       | 57    | 0.2%       |
| 7318  |       | 54    | 0.2%       |
| 7319  |       | 49    | 0.2%       |
| 7321  |       | 2     | 0.0%       |
| 7322  |       | 31    | 0.1%       |
| 7323  |       | 9     | 0.0%       |
| 7411  |       | 42    | 0.1%       |
| 7412  |       | 188   | 0.6%       |
| 7413  |       | 15    | 0.0%       |
| 7421  |       | 32    | 0.1%       |
| 7422  |       | 28    | 0.1%       |
| 7511  |       | 209   | 0.7%       |
| 7512  |       | 286   | 0.9%       |
| 7513  |       | 13    | 0.0%       |
| 7514  |       | 83    | 0.3%       |
| 7515  |       | 5     | 0.0%       |



# File : LFS 2018

# Q7

| Value | Label | Cases | Percentage |
|-------|-------|-------|------------|
| 7516  |       | 125   | 0.4%       |
| 7517  |       | 2     | 0.0%       |
| 7522  |       | 86    | 0.3%       |
| 7523  |       | 28    | 0.1%       |
| 7531  |       | 853   | 2.8%       |
| 7532  |       | 58    | 0.2%       |
| 7533  |       | 70    | 0.2%       |
| 7534  |       | 8     | 0.0%       |
| 7535  |       | 1     | 0.0%       |
| 7536  |       | 66    | 0.2%       |
| 7543  |       | 1     | 0.0%       |
| 7544  |       | 2     | 0.0%       |
| 7549  |       | 8     | 0.0%       |
| 8111  |       | 25    | 0.1%       |
| 8112  |       | 6     | 0.0%       |
| 8113  |       | 2     | 0.0%       |
| 8114  |       | 23    | 0.1%       |
| 8121  |       | 47    | 0.2%       |
| 8122  |       | 47    | 0.2%       |
| 8131  |       | 14    | 0.0%       |
| 8132  |       | 5     | 0.0%       |
| 8141  |       | 10    | 0.0%       |
| 8142  |       | 8     | 0.0%       |
| 8143  |       | 3     | 0.0%       |
| 8151  |       | 4     | 0.0%       |
| 8152  |       | 39    | 0.1%       |
| 8153  |       | 239   | 0.8%       |
| 8154  |       | 5     | 0.0%       |
| 8156  |       | 2     | 0.0%       |
| 8157  |       | 5     | 0.0%       |
| 8160  |       | 54    | 0.2%       |
| 8172  |       | 30    | 0.1%       |
| 8181  |       | 1     | 0.0%       |
| 8182  |       | 4     | 0.0%       |
| 8183  |       | 23    | 0.1%       |
| 8189  |       | 45    | 0.1%       |
| 8211  |       | 11    | 0.0%       |
| 8212  |       | 5     | 0.0%       |
| 8213  |       | 7     | 0.0%       |
| 8214  |       | 5     | 0.0%       |
| 8215  |       | 5     | 0.0%       |
| 8216  |       | 11    | 0.0%       |
| 8219  |       | 4     | 0.0%       |

# File : LFS 2018

# Q7

| Value | Label | Cases | Percentage |
|-------|-------|-------|------------|
| 8311  |       | 2     | 0.0%       |
| 8322  |       | 376   | 1.2%       |
| 8323  |       | 699   | 2.3%       |
| 8331  |       | 152   | 0.5%       |
| 8332  |       | 578   | 1.9%       |
| 8341  |       | 14    | 0.0%       |
| 8342  |       | 25    | 0.1%       |
| 8343  |       | 7     | 0.0%       |
| 8344  |       | 4     | 0.0%       |
| 8350  |       | 5     | 0.0%       |
| 9111  |       | 201   | 0.7%       |
| 9112  |       | 712   | 2.3%       |
| 9121  |       | 10    | 0.0%       |
| 9122  |       | 36    | 0.1%       |
| 9123  |       | 1     | 0.0%       |
| 9129  |       | 14    | 0.0%       |
| 9211  |       | 1464  | 4.8%       |
| 9212  |       | 905   | 3.0%       |
| 9213  |       | 168   | 0.6%       |
| 9214  |       | 76    | 0.3%       |
| 9215  |       | 56    | 0.2%       |
| 9216  |       | 102   | 0.3%       |
| 9217  |       | 137   | 0.5%       |
| 9218  |       | 59    | 0.2%       |
| 9219  |       | 173   | 0.6%       |
| 9311  |       | 131   | 0.4%       |
| 9312  |       | 79    | 0.3%       |
| 9313  |       | 778   | 2.6%       |
| 9321  |       | 110   | 0.4%       |
| 9322  |       | 645   | 2.1%       |
| 9331  |       | 10    | 0.0%       |
| 9332  |       | 5     | 0.0%       |
| 9333  |       | 7     | 0.0%       |
| 9334  |       | 1     | 0.0%       |
| 9335  |       | 19    | 0.1%       |
| 9411  |       | 92    | 0.3%       |
| 9412  |       | 13    | 0.0%       |
| 9510  |       | 6     | 0.0%       |
| 9520  |       | 262   | 0.9%       |
| 9611  |       | 28    | 0.1%       |
| 9612  |       | 3     | 0.0%       |
| 9613  |       | 32    | 0.1%       |
| 9621  |       | 102   | 0.3%       |

## File : LFS 2018

### # Q7

| Value | Label | Cases | Percentage |
|-------|-------|-------|------------|
| 9623  |       | 9     | 0.0%       |
| 9624  |       | 14    | 0.0%       |
| 9629  |       | 683   | 2.3%       |

Warning: these figures indicate the number of cases found in the data file. They cannot be interpreted as summary statistics of the population of interest.

### # Q8

|                           |   |
|---------------------------|---|
| <b>Information</b>        | [Type= discrete] [Format=character] [Missing=*] |
| <b>Statistics [NW/ W]</b> | [Valid=30322 /-] [Invalid=0 /-]                 |

### # Q8A

|                           |   |
|---------------------------|---|
| <b>Information</b>        | [Type= discrete] [Format=character] [Missing=*] |
| <b>Statistics [NW/ W]</b> | [Valid=30322 /-] [Invalid=0 /-]                 |

| Value | Label | Cases | Percentage |
|-------|-------|-------|------------|
| 11    |       | 3804  | 12.5%      |
| 12    |       | 2073  | 6.8%       |
| 13    |       | 1269  | 4.2%       |
| 21    |       | 1900  | 6.3%       |
| 22    |       | 936   | 3.1%       |
| 23    |       | 1216  | 4.0%       |
| 31    |       | 1587  | 5.2%       |
| 32    |       | 1337  | 4.4%       |
| 33    |       | 918   | 3.0%       |
| 41    |       | 940   | 3.1%       |
| 42    |       | 467   | 1.5%       |
| 43    |       | 593   | 2.0%       |
| 44    |       | 435   | 1.4%       |
| 45    |       | 520   | 1.7%       |
| 51    |       | 715   | 2.4%       |
| 52    |       | 939   | 3.1%       |
| 53    |       | 663   | 2.2%       |
| 61    |       | 2181  | 7.2%       |
| 62    |       | 1157  | 3.8%       |
| 71    |       | 1186  | 3.9%       |
| 72    |       | 695   | 2.3%       |
| 81    |       | 1020  | 3.4%       |
| 82    |       | 653   | 2.2%       |
| 91    |       | 1747  | 5.8%       |
| 92    |       | 1371  | 4.5%       |

Warning: these figures indicate the number of cases found in the data file. They cannot be interpreted as summary statistics of the population of interest.

### # Q9

|                           |   |
|---------------------------|---|
| <b>Information</b>        | [Type= discrete] [Format=character] [Missing=*] |
| <b>Statistics [NW/ W]</b> | [Valid=30322 /-] [Invalid=0 /-]                 |

## File : LFS 2018

### # Q9

| Value | Label                | Cases | Percentage |
|-------|----------------------|-------|------------|
| 1     | Employee             | 17434 | 57.5%      |
| 2     | Employer             | 823   | 2.7%       |
| 3     | Own account worker   | 9909  | 32.7%      |
| 4     | Unpaid family worker | 2156  | 7.1%       |

Warning: these figures indicate the number of cases found in the data file. They cannot be interpreted as summary statistics of the population of interest.

### # Q10

| <b>Information</b>        | [Type= discrete] [Format=character] [Missing=*] |       |            |
|---------------------------|---|-------|------------|
| <b>Statistics [NW/ W]</b> | [Valid=17434 /-] [Invalid=0 /-]                 |       |            |
| Value                     | Label   | Cases | Percentage |
| 1                         | Permanent                                       | 7850  | 45.0%      |
| 2                         | Temporary                                       | 5373  | 30.8%      |
| 3                         | Casual  | 1567  | 9.0%       |
| 4                         | No permanent employer                           | 2644  | 15.2%      |

Warning: these figures indicate the number of cases found in the data file. They cannot be interpreted as summary statistics of the population of interest.

### # Q11

| <b>Information</b>        | [Type= discrete] [Format=character] [Missing=*] |       |            |
|---------------------------|---|-------|------------|
| <b>Statistics [NW/ W]</b> | [Valid=14790 /-] [Invalid=0 /-]                 |       |            |
| Value                     | Label   | Cases | Percentage |
| 1                         | Yes   | 8381  | 56.7%      |
| 2                         | No  | 6030  | 40.8%      |
| 3                         | Do not know                                     | 379   | 2.6%       |

Warning: these figures indicate the number of cases found in the data file. They cannot be interpreted as summary statistics of the population of interest.

### # Q12

| <b>Information</b>        | [Type= discrete] [Format=character] [Missing=*] |       |            |
|---------------------------|---|-------|------------|
| <b>Statistics [NW/ W]</b> | [Valid=14790 /-] [Invalid=0 /-]                 |       |            |
| Value                     | Label   | Cases | Percentage |
| 1                         | Yes   | 7190  | 48.6%      |
| 2                         | No  | 7395  | 50.0%      |
| 3                         | Do not know                                     | 205   | 1.4%       |

Warning: these figures indicate the number of cases found in the data file. They cannot be interpreted as summary statistics of the population of interest.

### # Q13

| <b>Information</b>        | [Type= discrete] [Format=character] [Missing=*] |       |            |
|---------------------------|---|-------|------------|
| <b>Statistics [NW/ W]</b> | [Valid=14790 /-] [Invalid=0 /-]                 |       |            |
| Value                     | Label   | Cases | Percentage |
| 1                         | Yes   | 7780  | 52.6%      |
| 2                         | No  | 6794  | 45.9%      |
| 3                         | Do not know                                     | 216   | 1.5%       |

Warning: these figures indicate the number of cases found in the data file. They cannot be interpreted as summary statistics of the population of interest.

### # Q14

|                    |   |  |  |
|--------------------|---|--|--|
| <b>Information</b> | [Type= discrete] [Format=character] [Missing=*] |  |  |
|--------------------|---|--|--|

## File : LFS 2018

### # Q14

Statistics [NW/ W] [Valid=14790 /-] [Invalid=0 /-]

| Value | Label           | Cases | Percentage |
|-------|-----------------|-------|------------|
| 1     | Government      | 3637  | 24.6%      |
| 2     | Semi Government | 814   | 5.5%       |
| 3     | Private         | 10339 | 69.9%      |

Warning: these figures indicate the number of cases found in the data file. They cannot be interpreted as summary statistics of the population of interest.

### # Q15

Information [Type= discrete] [Format=character] [Missing=\*]

Statistics [NW/ W] [Valid=25871 /-] [Invalid=0 /-]

| Value | Label       | Cases | Percentage |
|-------|-------------|-------|------------|
| 1     | Yes         | 6459  | 25.0%      |
| 2     | No          | 17018 | 65.8%      |
| 3     | Do not know | 2394  | 9.3%       |

Warning: these figures indicate the number of cases found in the data file. They cannot be interpreted as summary statistics of the population of interest.

### # Q16

Information [Type= discrete] [Format=character] [Missing=\*]

Statistics [NW/ W] [Valid=25871 /-] [Invalid=0 /-]

| Value | Label                       | Cases | Percentage |
|-------|-----------------------------|-------|------------|
| 1     | Formal                      | 6093  | 23.6%      |
| 2     | Informal                    | 3931  | 15.2%      |
| 3     | No account recording system | 13997 | 54.1%      |
| 4     | Do not know                 | 1850  | 7.2%       |

Warning: these figures indicate the number of cases found in the data file. They cannot be interpreted as summary statistics of the population of interest.

### # Q17

Information [Type= discrete] [Format=character] [Missing=\*]

Statistics [NW/ W] [Valid=25871 /-] [Invalid=0 /-]

| Value | Label                               | Cases | Percentage |
|-------|-------------------------------------|-------|------------|
| 1     | Less than 5                         | 4446  | 17.2%      |
| 2     | 5 to 9                              | 1214  | 4.7%       |
| 3     | 10 to 15                            | 917   | 3.5%       |
| 4     | 16 to 49                            | 1068  | 4.1%       |
| 5     | 50 to 99                            | 688   | 2.7%       |
| 6     | 100 or more                         | 2594  | 10.0%      |
| 7     | No paid employees/regular employees | 14613 | 56.5%      |
| 8     | Working for household               | 331   | 1.3%       |

Warning: these figures indicate the number of cases found in the data file. They cannot be interpreted as summary statistics of the population of interest.

| # Q18  |   |   |            |
|--|---|---|------------|
| Information  |   | [Type= discrete] [Format=character] [Missing=*] |            |
| Statistics [NW/ W]   |   | [Valid=25540 /-] [Invalid=0 /-]                 |            |
| Value  | Label   | Cases   | Percentage |
| 1  | Publicly Listed/Limited liability/Registered corporative  | 5216  | 20.4%      |
| 2  | Individual business/partnership with members of household | 16755   | 65.6%      |
| 3  | Ordinary partnership with members of other household      | 2289  | 9.0%       |
| 4  | Other   | 995   | 3.9%       |
| 9  |   | 285   | 1.1%       |
| <i>Warning: these figures indicate the number of cases found in the data file. They cannot be interpreted as summary statistics of the population of interest.</i> |   |   |            |
| # Q19  |   |   |            |
| Information  |   | [Type= discrete] [Format=character] [Missing=*] |            |
| Statistics [NW/ W]   |   | [Valid=25540 /-] [Invalid=0 /-]                 |            |
| Value  | Label   | Cases   | Percentage |
| 1  | Yes   | 23443   | 91.8%      |
| 2  | No  | 1885  | 7.4%       |
| 3  | Do not know   | 212   | 0.8%       |
| <i>Warning: these figures indicate the number of cases found in the data file. They cannot be interpreted as summary statistics of the population of interest.</i> |   |   |            |
| # Q20  |   |   |            |
| Information  |   | [Type= discrete] [Format=character] [Missing=*] |            |
| Statistics [NW/ W]   |   | [Valid=30322 /-] [Invalid=0 /-]                 |            |
| Value  | Label   | Cases   | Percentage |
| 0  |   | 13  | 0.0%       |
| 1  |   | 8   | 0.0%       |
| 10   |   | 213   | 0.7%       |
| 100  |   | 26  | 0.1%       |
| 102  |   | 2   | 0.0%       |
| 105  |   | 26  | 0.1%       |
| 106  |   | 1   | 0.0%       |
| 107  |   | 1   | 0.0%       |
| 108  |   | 2   | 0.0%       |
| 11   |   | 3   | 0.0%       |
| 110  |   | 4   | 0.0%       |
| 112  |   | 5   | 0.0%       |
| 119  |   | 1   | 0.0%       |
| 12   |   | 87  | 0.3%       |
| 120  |   | 20  | 0.1%       |
| 126  |   | 1   | 0.0%       |
| 128  |   | 1   | 0.0%       |
| 13   |   | 1   | 0.0%       |
| 130  |   | 2   | 0.0%       |
| 14   |   | 121   | 0.4%       |
| 140  |   | 49  | 0.2%       |
| 15   |   | 267   | 0.9%       |
| 16   |   | 78  | 0.3%       |

# Q20

| Value | Label | Cases | Percentage |
|-------|-------|-------|------------|
| 17    |       | 1     | 0.0%       |
| 18    |       | 56    | 0.2%       |
| 19    |       | 2     | 0.0%       |
| 2     |       | 29    | 0.1%       |
| 20    |       | 647   | 2.1%       |
| 21    |       | 179   | 0.6%       |
| 22    |       | 8     | 0.0%       |
| 23    |       | 1     | 0.0%       |
| 24    |       | 259   | 0.9%       |
| 25    |       | 459   | 1.5%       |
| 26    |       | 4     | 0.0%       |
| 27    |       | 18    | 0.1%       |
| 28    |       | 212   | 0.7%       |
| 29    |       | 1     | 0.0%       |
| 3     |       | 12    | 0.0%       |
| 30    |       | 1129  | 3.7%       |
| 32    |       | 213   | 0.7%       |
| 33    |       | 2     | 0.0%       |
| 34    |       | 5     | 0.0%       |
| 35    |       | 2257  | 7.4%       |
| 36    |       | 482   | 1.6%       |
| 37    |       | 11    | 0.0%       |
| 38    |       | 109   | 0.4%       |
| 39    |       | 5     | 0.0%       |
| 4     |       | 27    | 0.1%       |
| 40    |       | 5412  | 17.8%      |
| 41    |       | 4     | 0.0%       |
| 42    |       | 712   | 2.3%       |
| 43    |       | 7     | 0.0%       |
| 44    |       | 279   | 0.9%       |
| 45    |       | 1797  | 5.9%       |
| 46    |       | 84    | 0.3%       |
| 47    |       | 7     | 0.0%       |
| 48    |       | 3793  | 12.5%      |
| 49    |       | 115   | 0.4%       |
| 5     |       | 56    | 0.2%       |
| 50    |       | 1954  | 6.4%       |
| 51    |       | 9     | 0.0%       |
| 52    |       | 279   | 0.9%       |
| 53    |       | 13    | 0.0%       |
| 54    |       | 746   | 2.5%       |
| 55    |       | 292   | 1.0%       |
| 56    |       | 1892  | 6.2%       |
| 57    |       | 24    | 0.1%       |
| 58    |       | 84    | 0.3%       |

# Q20

| Value | Label | Cases | Percentage |
|-------|-------|-------|------------|
| 59    |       | 7     | 0.0%       |
| 6     |       | 27    | 0.1%       |
| 60    |       | 2324  | 7.7%       |
| 61    |       | 2     | 0.0%       |
| 62    |       | 10    | 0.0%       |
| 63    |       | 308   | 1.0%       |
| 64    |       | 40    | 0.1%       |
| 65    |       | 196   | 0.6%       |
| 66    |       | 79    | 0.3%       |
| 67    |       | 2     | 0.0%       |
| 68    |       | 21    | 0.1%       |
| 69    |       | 1     | 0.0%       |
| 7     |       | 39    | 0.1%       |
| 70    |       | 1233  | 4.1%       |
| 71    |       | 1     | 0.0%       |
| 72    |       | 366   | 1.2%       |
| 73    |       | 2     | 0.0%       |
| 74    |       | 6     | 0.0%       |
| 75    |       | 52    | 0.2%       |
| 76    |       | 5     | 0.0%       |
| 77    |       | 59    | 0.2%       |
| 78    |       | 19    | 0.1%       |
| 79    |       | 2     | 0.0%       |
| 8     |       | 97    | 0.3%       |
| 80    |       | 150   | 0.5%       |
| 81    |       | 1     | 0.0%       |
| 82    |       | 6     | 0.0%       |
| 84    |       | 424   | 1.4%       |
| 85    |       | 12    | 0.0%       |
| 86    |       | 4     | 0.0%       |
| 87    |       | 1     | 0.0%       |
| 88    |       | 6     | 0.0%       |
| 9     |       | 16    | 0.1%       |
| 90    |       | 61    | 0.2%       |
| 91    |       | 24    | 0.1%       |
| 92    |       | 1     | 0.0%       |
| 94    |       | 1     | 0.0%       |
| 95    |       | 3     | 0.0%       |
| 96    |       | 41    | 0.1%       |
| 98    |       | 20    | 0.1%       |
| 99    |       | 34    | 0.1%       |

Warning: these figures indicate the number of cases found in the data file. They cannot be interpreted as summary statistics of the population of interest.

# Q21

|                           |   |
|---------------------------|---|
| <b>Information</b>        | [Type= discrete] [Format=character] [Missing=*] |
| <b>Statistics [NW/ W]</b> | [Valid=30322 /-] [Invalid=0 /-]                 |



# Q21

| Value | Label | Cases | Percentage |
|-------|-------|-------|------------|
| 0     |       | 1610  | 5.3%       |
| 1     |       | 86    | 0.3%       |
| 10    |       | 366   | 1.2%       |
| 100   |       | 24    | 0.1%       |
| 101   |       | 1     | 0.0%       |
| 102   |       | 2     | 0.0%       |
| 105   |       | 24    | 0.1%       |
| 106   |       | 1     | 0.0%       |
| 107   |       | 1     | 0.0%       |
| 108   |       | 1     | 0.0%       |
| 11    |       | 2     | 0.0%       |
| 110   |       | 6     | 0.0%       |
| 112   |       | 6     | 0.0%       |
| 119   |       | 1     | 0.0%       |
| 12    |       | 134   | 0.4%       |
| 120   |       | 15    | 0.0%       |
| 128   |       | 1     | 0.0%       |
| 13    |       | 1     | 0.0%       |
| 130   |       | 1     | 0.0%       |
| 14    |       | 102   | 0.3%       |
| 140   |       | 38    | 0.1%       |
| 15    |       | 334   | 1.1%       |
| 16    |       | 230   | 0.8%       |
| 17    |       | 3     | 0.0%       |
| 18    |       | 130   | 0.4%       |
| 19    |       | 3     | 0.0%       |
| 2     |       | 51    | 0.2%       |
| 20    |       | 835   | 2.8%       |
| 21    |       | 162   | 0.5%       |
| 22    |       | 19    | 0.1%       |
| 23    |       | 3     | 0.0%       |
| 24    |       | 584   | 1.9%       |
| 25    |       | 504   | 1.7%       |
| 26    |       | 12    | 0.0%       |
| 27    |       | 53    | 0.2%       |
| 28    |       | 224   | 0.7%       |
| 29    |       | 2     | 0.0%       |
| 3     |       | 17    | 0.1%       |
| 30    |       | 1152  | 3.8%       |
| 31    |       | 1     | 0.0%       |
| 32    |       | 568   | 1.9%       |
| 33    |       | 8     | 0.0%       |
| 34    |       | 11    | 0.0%       |
| 35    |       | 1929  | 6.4%       |
| 36    |       | 522   | 1.7%       |

# Q21

| Value | Label | Cases | Percentage |
|-------|-------|-------|------------|
| 37    |       | 25    | 0.1%       |
| 38    |       | 124   | 0.4%       |
| 39    |       | 9     | 0.0%       |
| 4     |       | 43    | 0.1%       |
| 40    |       | 4839  | 16.0%      |
| 41    |       | 14    | 0.0%       |
| 42    |       | 609   | 2.0%       |
| 43    |       | 15    | 0.0%       |
| 44    |       | 250   | 0.8%       |
| 45    |       | 1679  | 5.5%       |
| 46    |       | 83    | 0.3%       |
| 47    |       | 11    | 0.0%       |
| 48    |       | 3110  | 10.3%      |
| 49    |       | 91    | 0.3%       |
| 5     |       | 106   | 0.3%       |
| 50    |       | 1825  | 6.0%       |
| 51    |       | 9     | 0.0%       |
| 52    |       | 272   | 0.9%       |
| 53    |       | 8     | 0.0%       |
| 54    |       | 600   | 2.0%       |
| 55    |       | 295   | 1.0%       |
| 56    |       | 1391  | 4.6%       |
| 57    |       | 23    | 0.1%       |
| 58    |       | 85    | 0.3%       |
| 59    |       | 6     | 0.0%       |
| 6     |       | 38    | 0.1%       |
| 60    |       | 2023  | 6.7%       |
| 61    |       | 2     | 0.0%       |
| 62    |       | 18    | 0.1%       |
| 63    |       | 192   | 0.6%       |
| 64    |       | 45    | 0.1%       |
| 65    |       | 222   | 0.7%       |
| 66    |       | 71    | 0.2%       |
| 67    |       | 2     | 0.0%       |
| 68    |       | 31    | 0.1%       |
| 69    |       | 1     | 0.0%       |
| 7     |       | 44    | 0.1%       |
| 70    |       | 988   | 3.3%       |
| 71    |       | 1     | 0.0%       |
| 72    |       | 309   | 1.0%       |
| 73    |       | 1     | 0.0%       |
| 74    |       | 6     | 0.0%       |
| 75    |       | 75    | 0.2%       |
| 76    |       | 8     | 0.0%       |
| 77    |       | 47    | 0.2%       |

**# Q21**

| Value | Label | Cases | Percentage |
|-------|-------|-------|------------|
| 78    |       | 24    | 0.1%       |
| 79    |       | 2     | 0.0%       |
| 8     |       | 157   | 0.5%       |
| 80    |       | 141   | 0.5%       |
| 81    |       | 1     | 0.0%       |
| 82    |       | 6     | 0.0%       |
| 83    |       | 1     | 0.0%       |
| 84    |       | 349   | 1.2%       |
| 85    |       | 15    | 0.0%       |
| 86    |       | 8     | 0.0%       |
| 88    |       | 6     | 0.0%       |
| 9     |       | 13    | 0.0%       |
| 90    |       | 51    | 0.2%       |
| 91    |       | 21    | 0.1%       |
| 92    |       | 2     | 0.0%       |
| 94    |       | 1     | 0.0%       |
| 95    |       | 4     | 0.0%       |
| 96    |       | 41    | 0.1%       |
| 98    |       | 22    | 0.1%       |
| 99    |       | 31    | 0.1%       |

Warning: these figures indicate the number of cases found in the data file. They cannot be interpreted as summary statistics of the population of interest.

**# Q23**

|                    |   |
|--------------------|---|
| <b>Information</b> | [Type= discrete] [Format=character] [Missing=*] |
|--------------------|---|

|                           |                                |
|---------------------------|--------------------------------|
| <b>Statistics [NW/ W]</b> | [Valid=6711 /-] [Invalid=0 /-] |
|---------------------------|--------------------------------|

| Value | Label  | Cases | Percentage |
|-------|--|-------|------------|
| 1     | Off season/Bad weather                                   | 1254  | 18.7%      |
| 2     | Temporary stopping economic activities in the organizati | 131   | 2.0%       |
| 3     | Could not find more work                                 | 951   | 14.2%      |
| 4     | Temporary lay-off(lack of work)                          | 765   | 11.4%      |
| 5     | Job started /ended within preference period              | 546   | 8.1%       |
| 6     | Temporary dismissed by employer                          | 50    | 0.7%       |
| 7     | Sick/Injury/personal                                     | 1456  | 21.7%      |
| 8     | Leave/holiday/vacation/educational leave or training     | 1254  | 18.7%      |
| 9     | Other  | 304   | 4.5%       |

Warning: these figures indicate the number of cases found in the data file. They cannot be interpreted as summary statistics of the population of interest.

**# Q24**

|                    |   |
|--------------------|---|
| <b>Information</b> | [Type= discrete] [Format=character] [Missing=*] |
|--------------------|---|

|                           |                                 |
|---------------------------|---------------------------------|
| <b>Statistics [NW/ W]</b> | [Valid=30322 /-] [Invalid=0 /-] |
|---------------------------|---------------------------------|

| Value | Label | Cases | Percentage |
|-------|-------|-------|------------|
| 1     | Yes   | 1907  | 6.3%       |
| 2     | No    | 28415 | 93.7%      |

Warning: these figures indicate the number of cases found in the data file. They cannot be interpreted as summary statistics of the population of interest.

# Q25

|                           |   |
|---------------------------|---|
| <b>Information</b>        | [Type= discrete] [Format=character] [Missing=*] |
| <b>Statistics [NW/ W]</b> | [Valid=1907 /-] [Invalid=0 /-]                  |

| Value | Label | Cases | Percentage |
|-------|-------|-------|------------|
| 1111  |       | 7     | 0.4%       |
| 1120  |       | 1     | 0.1%       |
| 1219  |       | 1     | 0.1%       |
| 1221  |       | 4     | 0.2%       |
| 1311  |       | 11    | 0.6%       |
| 1321  |       | 3     | 0.2%       |
| 1324  |       | 2     | 0.1%       |
| 1330  |       | 1     | 0.1%       |
| 1342  |       | 1     | 0.1%       |
| 1349  |       | 1     | 0.1%       |
| 1411  |       | 2     | 0.1%       |
| 1412  |       | 4     | 0.2%       |
| 1420  |       | 45    | 2.4%       |
| 1439  |       | 11    | 0.6%       |
| 210   |       | 1     | 0.1%       |
| 2132  |       | 1     | 0.1%       |
| 2161  |       | 2     | 0.1%       |
| 220   |       | 3     | 0.2%       |
| 2211  |       | 4     | 0.2%       |
| 2212  |       | 3     | 0.2%       |
| 2230  |       | 2     | 0.1%       |
| 2250  |       | 1     | 0.1%       |
| 2261  |       | 1     | 0.1%       |
| 230   |       | 4     | 0.2%       |
| 2310  |       | 5     | 0.3%       |
| 2330  |       | 61    | 3.2%       |
| 2341  |       | 17    | 0.9%       |
| 2354  |       | 1     | 0.1%       |
| 2359  |       | 12    | 0.6%       |
| 2411  |       | 1     | 0.1%       |
| 2512  |       | 1     | 0.1%       |
| 2611  |       | 1     | 0.1%       |
| 2636  |       | 2     | 0.1%       |
| 2642  |       | 2     | 0.1%       |
| 2651  |       | 1     | 0.1%       |
| 2652  |       | 3     | 0.2%       |
| 2653  |       | 1     | 0.1%       |
| 2656  |       | 1     | 0.1%       |
| 2659  |       | 1     | 0.1%       |
| 3115  |       | 3     | 0.2%       |
| 3117  |       | 2     | 0.1%       |
| 3118  |       | 1     | 0.1%       |
| 3122  |       | 2     | 0.1%       |

# Q25

| Value | Label | Cases | Percentage |
|-------|-------|-------|------------|
| 3132  |       | 1     | 0.1%       |
| 3142  |       | 1     | 0.1%       |
| 3213  |       | 1     | 0.1%       |
| 3230  |       | 1     | 0.1%       |
| 3311  |       | 1     | 0.1%       |
| 3321  |       | 1     | 0.1%       |
| 3322  |       | 32    | 1.7%       |
| 3323  |       | 7     | 0.4%       |
| 3324  |       | 3     | 0.2%       |
| 3333  |       | 2     | 0.1%       |
| 3339  |       | 4     | 0.2%       |
| 3354  |       | 1     | 0.1%       |
| 3422  |       | 1     | 0.1%       |
| 3432  |       | 2     | 0.1%       |
| 3441  |       | 1     | 0.1%       |
| 3521  |       | 1     | 0.1%       |
| 4120  |       | 1     | 0.1%       |
| 4214  |       | 1     | 0.1%       |
| 4411  |       | 1     | 0.1%       |
| 4412  |       | 1     | 0.1%       |
| 5121  |       | 1     | 0.1%       |
| 5122  |       | 3     | 0.2%       |
| 5131  |       | 1     | 0.1%       |
| 5141  |       | 3     | 0.2%       |
| 5142  |       | 2     | 0.1%       |
| 5151  |       | 3     | 0.2%       |
| 5152  |       | 1     | 0.1%       |
| 5161  |       | 3     | 0.2%       |
| 5162  |       | 1     | 0.1%       |
| 5164  |       | 2     | 0.1%       |
| 5169  |       | 3     | 0.2%       |
| 5211  |       | 15    | 0.8%       |
| 5212  |       | 2     | 0.1%       |
| 5221  |       | 4     | 0.2%       |
| 5223  |       | 10    | 0.5%       |
| 5230  |       | 6     | 0.3%       |
| 5242  |       | 1     | 0.1%       |
| 5246  |       | 1     | 0.1%       |
| 5249  |       | 6     | 0.3%       |
| 5414  |       | 1     | 0.1%       |
| 6111  |       | 138   | 7.2%       |
| 6112  |       | 42    | 2.2%       |
| 6113  |       | 173   | 9.1%       |
| 6114  |       | 132   | 6.9%       |
| 6115  |       | 8     | 0.4%       |

# Q25

| Value | Label | Cases | Percentage |
|-------|-------|-------|------------|
| 6116  |       | 21    | 1.1%       |
| 6117  |       | 99    | 5.2%       |
| 6118  |       | 26    | 1.4%       |
| 6119  |       | 23    | 1.2%       |
| 6121  |       | 75    | 3.9%       |
| 6122  |       | 5     | 0.3%       |
| 6129  |       | 2     | 0.1%       |
| 6210  |       | 1     | 0.1%       |
| 6221  |       | 1     | 0.1%       |
| 6222  |       | 1     | 0.1%       |
| 6223  |       | 4     | 0.2%       |
| 6224  |       | 2     | 0.1%       |
| 6311  |       | 1     | 0.1%       |
| 6320  |       | 1     | 0.1%       |
| 6411  |       | 160   | 8.4%       |
| 6412  |       | 10    | 0.5%       |
| 6420  |       | 7     | 0.4%       |
| 6430  |       | 6     | 0.3%       |
| 7111  |       | 2     | 0.1%       |
| 7113  |       | 3     | 0.2%       |
| 7114  |       | 8     | 0.4%       |
| 7115  |       | 11    | 0.6%       |
| 7116  |       | 11    | 0.6%       |
| 7119  |       | 2     | 0.1%       |
| 7122  |       | 2     | 0.1%       |
| 7125  |       | 1     | 0.1%       |
| 7127  |       | 1     | 0.1%       |
| 7131  |       | 3     | 0.2%       |
| 7211  |       | 1     | 0.1%       |
| 7212  |       | 5     | 0.3%       |
| 7214  |       | 1     | 0.1%       |
| 7221  |       | 2     | 0.1%       |
| 7223  |       | 1     | 0.1%       |
| 7231  |       | 3     | 0.2%       |
| 7233  |       | 2     | 0.1%       |
| 7312  |       | 2     | 0.1%       |
| 7313  |       | 29    | 1.5%       |
| 7316  |       | 9     | 0.5%       |
| 7317  |       | 1     | 0.1%       |
| 7318  |       | 2     | 0.1%       |
| 7319  |       | 3     | 0.2%       |
| 7322  |       | 1     | 0.1%       |
| 7411  |       | 3     | 0.2%       |
| 7412  |       | 9     | 0.5%       |
| 7421  |       | 3     | 0.2%       |

# Q25

| Value | Label | Cases | Percentage |
|-------|-------|-------|------------|
| 7422  |       | 3     | 0.2%       |
| 7511  |       | 5     | 0.3%       |
| 7512  |       | 9     | 0.5%       |
| 7513  |       | 1     | 0.1%       |
| 7514  |       | 5     | 0.3%       |
| 7516  |       | 2     | 0.1%       |
| 7522  |       | 4     | 0.2%       |
| 7523  |       | 2     | 0.1%       |
| 7531  |       | 18    | 0.9%       |
| 7532  |       | 2     | 0.1%       |
| 7533  |       | 3     | 0.2%       |
| 7544  |       | 2     | 0.1%       |
| 7549  |       | 1     | 0.1%       |
| 8111  |       | 3     | 0.2%       |
| 8113  |       | 1     | 0.1%       |
| 8114  |       | 1     | 0.1%       |
| 8121  |       | 3     | 0.2%       |
| 8152  |       | 1     | 0.1%       |
| 8157  |       | 1     | 0.1%       |
| 8160  |       | 5     | 0.3%       |
| 8172  |       | 4     | 0.2%       |
| 8189  |       | 3     | 0.2%       |
| 8214  |       | 2     | 0.1%       |
| 8219  |       | 1     | 0.1%       |
| 8322  |       | 21    | 1.1%       |
| 8323  |       | 52    | 2.7%       |
| 8331  |       | 2     | 0.1%       |
| 8332  |       | 20    | 1.0%       |
| 8341  |       | 4     | 0.2%       |
| 9111  |       | 3     | 0.2%       |
| 9112  |       | 10    | 0.5%       |
| 9122  |       | 1     | 0.1%       |
| 9211  |       | 115   | 6.0%       |
| 9212  |       | 40    | 2.1%       |
| 9213  |       | 2     | 0.1%       |
| 9214  |       | 6     | 0.3%       |
| 9215  |       | 2     | 0.1%       |
| 9216  |       | 11    | 0.6%       |
| 9217  |       | 9     | 0.5%       |
| 9218  |       | 2     | 0.1%       |
| 9219  |       | 4     | 0.2%       |
| 9311  |       | 15    | 0.8%       |
| 9312  |       | 3     | 0.2%       |
| 9313  |       | 26    | 1.4%       |
| 9321  |       | 2     | 0.1%       |

# Q25

| Value | Label | Cases | Percentage |
|-------|-------|-------|------------|
| 9322  |       | 6     | 0.3%       |
| 9333  |       | 1     | 0.1%       |
| 9411  |       | 3     | 0.2%       |
| 9520  |       | 16    | 0.8%       |
| 9621  |       | 2     | 0.1%       |
| 9624  |       | 1     | 0.1%       |
| 9629  |       | 20    | 1.0%       |

Warning: these figures indicate the number of cases found in the data file. They cannot be interpreted as summary statistics of the population of interest.

# Q26

|                           |   |
|---------------------------|---|
| <b>Information</b>        | [Type= discrete] [Format=character] [Missing=*] |
| <b>Statistics [NW/ W]</b> | [Valid=1907 /-] [Invalid=0 /-]                  |

| Value | Label | Cases | Percentage |
|-------|-------|-------|------------|
| 10307 |       | 1     | 0.1%       |
| 10501 |       | 2     | 0.1%       |
| 10502 |       | 1     | 0.1%       |
| 10505 |       | 2     | 0.1%       |
| 10611 |       | 9     | 0.5%       |
| 10612 |       | 2     | 0.1%       |
| 10621 |       | 1     | 0.1%       |
| 10629 |       | 1     | 0.1%       |
| 10711 |       | 2     | 0.1%       |
| 10713 |       | 2     | 0.1%       |
| 10724 |       | 1     | 0.1%       |
| 10739 |       | 2     | 0.1%       |
| 10791 |       | 7     | 0.4%       |
| 10795 |       | 2     | 0.1%       |
| 10799 |       | 2     | 0.1%       |
| 11043 |       | 1     | 0.1%       |
| 1111  |       | 58    | 3.0%       |
| 1112  |       | 4     | 0.2%       |
| 1113  |       | 8     | 0.4%       |
| 1120  |       | 333   | 17.5%      |
| 1131  |       | 58    | 3.0%       |
| 1132  |       | 92    | 4.8%       |
| 1133  |       | 6     | 0.3%       |
| 1137  |       | 5     | 0.3%       |
| 1138  |       | 5     | 0.3%       |
| 1139  |       | 3     | 0.2%       |
| 1151  |       | 8     | 0.4%       |
| 1161  |       | 1     | 0.1%       |
| 1191  |       | 8     | 0.4%       |
| 12004 |       | 2     | 0.1%       |
| 1221  |       | 1     | 0.1%       |
| 1222  |       | 26    | 1.4%       |



# Q26

| Value | Label | Cases | Percentage |
|-------|-------|-------|------------|
| 1223  |       | 6     | 0.3%       |
| 1224  |       | 3     | 0.2%       |
| 1228  |       | 1     | 0.1%       |
| 1229  |       | 2     | 0.1%       |
| 1249  |       | 1     | 0.1%       |
| 1251  |       | 2     | 0.1%       |
| 1261  |       | 28    | 1.5%       |
| 1262  |       | 1     | 0.1%       |
| 1271  |       | 201   | 10.5%      |
| 1281  |       | 33    | 1.7%       |
| 1282  |       | 56    | 2.9%       |
| 1283  |       | 3     | 0.2%       |
| 1284  |       | 7     | 0.4%       |
| 1285  |       | 3     | 0.2%       |
| 1288  |       | 11    | 0.6%       |
| 1289  |       | 2     | 0.1%       |
| 1291  |       | 11    | 0.6%       |
| 1295  |       | 2     | 0.1%       |
| 1299  |       | 3     | 0.2%       |
| 1303  |       | 1     | 0.1%       |
| 1309  |       | 1     | 0.1%       |
| 13114 |       | 1     | 0.1%       |
| 13137 |       | 1     | 0.1%       |
| 13924 |       | 2     | 0.1%       |
| 13927 |       | 1     | 0.1%       |
| 13929 |       | 2     | 0.1%       |
| 13932 |       | 1     | 0.1%       |
| 13933 |       | 7     | 0.4%       |
| 13993 |       | 1     | 0.1%       |
| 13999 |       | 2     | 0.1%       |
| 14101 |       | 4     | 0.2%       |
| 14105 |       | 12    | 0.6%       |
| 14109 |       | 2     | 0.1%       |
| 1411  |       | 17    | 0.9%       |
| 1412  |       | 2     | 0.1%       |
| 1413  |       | 50    | 2.6%       |
| 1414  |       | 1     | 0.1%       |
| 14209 |       | 1     | 0.1%       |
| 1441  |       | 6     | 0.3%       |
| 1442  |       | 2     | 0.1%       |
| 1450  |       | 1     | 0.1%       |
| 1461  |       | 9     | 0.5%       |
| 1462  |       | 3     | 0.2%       |
| 1491  |       | 1     | 0.1%       |
| 1494  |       | 2     | 0.1%       |

**# Q26**

| <b>Value</b> | <b>Label</b> | <b>Cases</b> | <b>Percentage</b> |
|--------------|--------------|--------------|-------------------|
| 1500         |              | 11           | 0.6%              |
| 15123        |              | 1            | 0.1%              |
| 1610         |              | 12           | 0.6%              |
| 16101        |              | 4            | 0.2%              |
| 16109        |              | 2            | 0.1%              |
| 1619         |              | 4            | 0.2%              |
| 1622         |              | 1            | 0.1%              |
| 16221        |              | 1            | 0.1%              |
| 16222        |              | 3            | 0.2%              |
| 16229        |              | 5            | 0.3%              |
| 16231        |              | 1            | 0.1%              |
| 1625         |              | 2            | 0.1%              |
| 16292        |              | 1            | 0.1%              |
| 18115        |              | 2            | 0.1%              |
| 18116        |              | 1            | 0.1%              |
| 20118        |              | 1            | 0.1%              |
| 20224        |              | 1            | 0.1%              |
| 20234        |              | 1            | 0.1%              |
| 20298        |              | 1            | 0.1%              |
| 21002        |              | 1            | 0.1%              |
| 2203         |              | 1            | 0.1%              |
| 22191        |              | 1            | 0.1%              |
| 22194        |              | 1            | 0.1%              |
| 2302         |              | 1            | 0.1%              |
| 23922        |              | 27           | 1.4%              |
| 23931        |              | 3            | 0.2%              |
| 23951        |              | 9            | 0.5%              |
| 23955        |              | 2            | 0.1%              |
| 23961        |              | 2            | 0.1%              |
| 2409         |              | 1            | 0.1%              |
| 24320        |              | 1            | 0.1%              |
| 25113        |              | 4            | 0.2%              |
| 25922        |              | 1            | 0.1%              |
| 25923        |              | 1            | 0.1%              |
| 27331        |              | 1            | 0.1%              |
| 28240        |              | 2            | 0.1%              |
| 31001        |              | 4            | 0.2%              |
| 3111         |              | 4            | 0.2%              |
| 3112         |              | 2            | 0.1%              |
| 3121         |              | 4            | 0.2%              |
| 3124         |              | 1            | 0.1%              |
| 32113        |              | 1            | 0.1%              |
| 32114        |              | 1            | 0.1%              |
| 32903        |              | 2            | 0.1%              |
| 33140        |              | 4            | 0.2%              |

**# Q26**

| <b>Value</b> | <b>Label</b> | <b>Cases</b> | <b>Percentage</b> |
|--------------|--------------|--------------|-------------------|
| 33191        |              | 1            | 0.1%              |
| 33193        |              | 2            | 0.1%              |
| 35200        |              | 1            | 0.1%              |
| 36002        |              | 1            | 0.1%              |
| 36009        |              | 3            | 0.2%              |
| 38215        |              | 1            | 0.1%              |
| 41001        |              | 17           | 0.9%              |
| 41002        |              | 2            | 0.1%              |
| 41003        |              | 28           | 1.5%              |
| 42101        |              | 1            | 0.1%              |
| 42103        |              | 1            | 0.1%              |
| 42202        |              | 2            | 0.1%              |
| 42909        |              | 2            | 0.1%              |
| 43211        |              | 4            | 0.2%              |
| 43219        |              | 1            | 0.1%              |
| 43221        |              | 1            | 0.1%              |
| 43222        |              | 1            | 0.1%              |
| 43299        |              | 2            | 0.1%              |
| 43301        |              | 3            | 0.2%              |
| 43302        |              | 1            | 0.1%              |
| 43306        |              | 2            | 0.1%              |
| 43308        |              | 1            | 0.1%              |
| 43309        |              | 1            | 0.1%              |
| 45101        |              | 1            | 0.1%              |
| 45103        |              | 2            | 0.1%              |
| 45201        |              | 3            | 0.2%              |
| 45203        |              | 1            | 0.1%              |
| 45209        |              | 1            | 0.1%              |
| 45309        |              | 2            | 0.1%              |
| 46104        |              | 1            | 0.1%              |
| 46203        |              | 1            | 0.1%              |
| 46206        |              | 3            | 0.2%              |
| 46208        |              | 1            | 0.1%              |
| 46209        |              | 1            | 0.1%              |
| 46303        |              | 9            | 0.5%              |
| 46304        |              | 2            | 0.1%              |
| 46306        |              | 1            | 0.1%              |
| 46307        |              | 1            | 0.1%              |
| 46309        |              | 1            | 0.1%              |
| 46492        |              | 1            | 0.1%              |
| 46496        |              | 1            | 0.1%              |
| 46521        |              | 1            | 0.1%              |
| 46633        |              | 1            | 0.1%              |
| 46694        |              | 1            | 0.1%              |
| 46901        |              | 1            | 0.1%              |

# Q26

| Value | Label | Cases | Percentage |
|-------|-------|-------|------------|
| 47111 |       | 1     | 0.1%       |
| 47113 |       | 42    | 2.2%       |
| 47190 |       | 7     | 0.4%       |
| 47211 |       | 9     | 0.5%       |
| 47215 |       | 2     | 0.1%       |
| 47216 |       | 1     | 0.1%       |
| 47217 |       | 3     | 0.2%       |
| 47219 |       | 1     | 0.1%       |
| 47511 |       | 1     | 0.1%       |
| 47519 |       | 1     | 0.1%       |
| 47521 |       | 1     | 0.1%       |
| 47529 |       | 1     | 0.1%       |
| 47591 |       | 1     | 0.1%       |
| 47595 |       | 1     | 0.1%       |
| 47596 |       | 1     | 0.1%       |
| 47598 |       | 1     | 0.1%       |
| 47599 |       | 1     | 0.1%       |
| 47612 |       | 2     | 0.1%       |
| 47619 |       | 1     | 0.1%       |
| 47711 |       | 4     | 0.2%       |
| 47725 |       | 1     | 0.1%       |
| 47726 |       | 1     | 0.1%       |
| 47735 |       | 2     | 0.1%       |
| 47736 |       | 1     | 0.1%       |
| 47737 |       | 1     | 0.1%       |
| 47811 |       | 11    | 0.6%       |
| 47814 |       | 4     | 0.2%       |
| 47816 |       | 2     | 0.1%       |
| 47817 |       | 1     | 0.1%       |
| 47819 |       | 1     | 0.1%       |
| 47893 |       | 1     | 0.1%       |
| 47895 |       | 1     | 0.1%       |
| 47897 |       | 1     | 0.1%       |
| 47899 |       | 2     | 0.1%       |
| 47999 |       | 2     | 0.1%       |
| 49212 |       | 7     | 0.4%       |
| 49219 |       | 1     | 0.1%       |
| 49221 |       | 11    | 0.6%       |
| 49222 |       | 41    | 2.1%       |
| 49223 |       | 6     | 0.3%       |
| 49224 |       | 1     | 0.1%       |
| 49225 |       | 1     | 0.1%       |
| 49229 |       | 11    | 0.6%       |
| 49232 |       | 9     | 0.5%       |
| 49233 |       | 5     | 0.3%       |

**# Q26**

| <b>Value</b> | <b>Label</b> | <b>Cases</b> | <b>Percentage</b> |
|--------------|--------------|--------------|-------------------|
| 49239        |              | 1            | 0.1%              |
| 52291        |              | 1            | 0.1%              |
| 52299        |              | 1            | 0.1%              |
| 53101        |              | 1            | 0.1%              |
| 55101        |              | 2            | 0.1%              |
| 55103        |              | 1            | 0.1%              |
| 55904        |              | 1            | 0.1%              |
| 56102        |              | 6            | 0.3%              |
| 56103        |              | 1            | 0.1%              |
| 56210        |              | 2            | 0.1%              |
| 56294        |              | 4            | 0.2%              |
| 56299        |              | 1            | 0.1%              |
| 56302        |              | 1            | 0.1%              |
| 56303        |              | 1            | 0.1%              |
| 58119        |              | 1            | 0.1%              |
| 59209        |              | 1            | 0.1%              |
| 60100        |              | 1            | 0.1%              |
| 61902        |              | 1            | 0.1%              |
| 63113        |              | 1            | 0.1%              |
| 63910        |              | 1            | 0.1%              |
| 65110        |              | 1            | 0.1%              |
| 68104        |              | 5            | 0.3%              |
| 68201        |              | 2            | 0.1%              |
| 68209        |              | 1            | 0.1%              |
| 69101        |              | 1            | 0.1%              |
| 69201        |              | 2            | 0.1%              |
| 71101        |              | 1            | 0.1%              |
| 71102        |              | 1            | 0.1%              |
| 74106        |              | 2            | 0.1%              |
| 74107        |              | 1            | 0.1%              |
| 74108        |              | 1            | 0.1%              |
| 74205        |              | 1            | 0.1%              |
| 75000        |              | 1            | 0.1%              |
| 77109        |              | 2            | 0.1%              |
| 77292        |              | 1            | 0.1%              |
| 77293        |              | 2            | 0.1%              |
| 79120        |              | 2            | 0.1%              |
| 79901        |              | 3            | 0.2%              |
| 80201        |              | 1            | 0.1%              |
| 8101         |              | 2            | 0.1%              |
| 8105         |              | 15           | 0.8%              |
| 8109         |              | 2            | 0.1%              |
| 81100        |              | 1            | 0.1%              |
| 81291        |              | 1            | 0.1%              |
| 81292        |              | 1            | 0.1%              |

# Q26

| Value | Label | Cases | Percentage |
|-------|-------|-------|------------|
| 81299 |       | 1     | 0.1%       |
| 81302 |       | 2     | 0.1%       |
| 82999 |       | 1     | 0.1%       |
| 84110 |       | 4     | 0.2%       |
| 84130 |       | 4     | 0.2%       |
| 85102 |       | 1     | 0.1%       |
| 85103 |       | 7     | 0.4%       |
| 85211 |       | 1     | 0.1%       |
| 85212 |       | 8     | 0.4%       |
| 85223 |       | 1     | 0.1%       |
| 85301 |       | 4     | 0.2%       |
| 85302 |       | 1     | 0.1%       |
| 85306 |       | 1     | 0.1%       |
| 85307 |       | 1     | 0.1%       |
| 85309 |       | 2     | 0.1%       |
| 85410 |       | 1     | 0.1%       |
| 85420 |       | 1     | 0.1%       |
| 85491 |       | 1     | 0.1%       |
| 85492 |       | 62    | 3.3%       |
| 85501 |       | 1     | 0.1%       |
| 85502 |       | 2     | 0.1%       |
| 85503 |       | 1     | 0.1%       |
| 85509 |       | 3     | 0.2%       |
| 86105 |       | 1     | 0.1%       |
| 86201 |       | 1     | 0.1%       |
| 86202 |       | 6     | 0.3%       |
| 86902 |       | 4     | 0.2%       |
| 88906 |       | 1     | 0.1%       |
| 8991  |       | 3     | 0.2%       |
| 90001 |       | 2     | 0.1%       |
| 90003 |       | 1     | 0.1%       |
| 90009 |       | 1     | 0.1%       |
| 92003 |       | 2     | 0.1%       |
| 93112 |       | 1     | 0.1%       |
| 93192 |       | 1     | 0.1%       |
| 94913 |       | 2     | 0.1%       |
| 94920 |       | 1     | 0.1%       |
| 94999 |       | 1     | 0.1%       |
| 95111 |       | 1     | 0.1%       |
| 95121 |       | 3     | 0.2%       |
| 95211 |       | 2     | 0.1%       |
| 95219 |       | 2     | 0.1%       |
| 96022 |       | 3     | 0.2%       |
| 96029 |       | 2     | 0.1%       |
| 96092 |       | 7     | 0.4%       |

| # Q26 |       |       |            |
|-------|-------|-------|------------|
| Value | Label | Cases | Percentage |
| 96096 |       | 1     | 0.1%       |
| 96099 |       | 1     | 0.1%       |
| 97002 |       | 2     | 0.1%       |
| 97003 |       | 11    | 0.6%       |
| 97004 |       | 1     | 0.1%       |
| 97005 |       | 3     | 0.2%       |
| 97006 |       | 4     | 0.2%       |
| 98102 |       | 17    | 0.9%       |

Warning: these figures indicate the number of cases found in the data file. They cannot be interpreted as summary statistics of the population of interest.

| # Q27              |   |       |            |
|--------------------|---|-------|------------|
| Information        | [Type= discrete] [Format=character] [Missing=*] |       |            |
| Statistics [NW/ W] | [Valid=1907 /-] [Invalid=0 /-]                  |       |            |
| Value              | Label   | Cases | Percentage |
| 1                  | Employee  | 355   | 18.6%      |
| 2                  | Employer  | 47    | 2.5%       |
| 3                  | Own account worker                              | 1269  | 66.5%      |
| 4                  | Unpaid family worker                            | 236   | 12.4%      |

Warning: these figures indicate the number of cases found in the data file. They cannot be interpreted as summary statistics of the population of interest.

| # Q28              |   |       |            |
|--------------------|---|-------|------------|
| Information        | [Type= discrete] [Format=character] [Missing=*] |       |            |
| Statistics [NW/ W] | [Valid=355 /-] [Invalid=0 /-]                   |       |            |
| Value              | Label   | Cases | Percentage |
| 1                  | Permanent                                       | 11    | 3.1%       |
| 2                  | Temporary                                       | 153   | 43.1%      |
| 3                  | Casual  | 37    | 10.4%      |
| 4                  | No permanent employer                           | 154   | 43.4%      |

Warning: these figures indicate the number of cases found in the data file. They cannot be interpreted as summary statistics of the population of interest.

| # Q29              |   |       |            |
|--------------------|---|-------|------------|
| Information        | [Type= discrete] [Format=character] [Missing=*] |       |            |
| Statistics [NW/ W] | [Valid=201 /-] [Invalid=0 /-]                   |       |            |
| Value              | Label   | Cases | Percentage |
| 1                  | Yes   | 7     | 3.5%       |
| 2                  | No  | 184   | 91.5%      |
| 3                  | Do not know                                     | 10    | 5.0%       |

Warning: these figures indicate the number of cases found in the data file. They cannot be interpreted as summary statistics of the population of interest.

| # Q30              |   |       |            |
|--------------------|---|-------|------------|
| Information        | [Type= discrete] [Format=character] [Missing=*] |       |            |
| Statistics [NW/ W] | [Valid=201 /-] [Invalid=0 /-]                   |       |            |
| Value              | Label   | Cases | Percentage |
| 1                  | Yes   | 3     | 1.5%       |
| 2                  | No  | 190   | 94.5%      |
| 3                  | Do not know                                     | 8     | 4.0%       |

| <b># Q30</b>   |                             |   |                   |
|--|-----------------------------|---|-------------------|
| <i>Warning: these figures indicate the number of cases found in the data file. They cannot be interpreted as summary statistics of the population of interest.</i> |                             |   |                   |
| <b># Q31</b>   |                             |   |                   |
| <b>Information</b>   |                             | [Type= discrete] [Format=character] [Missing=*] |                   |
| <b>Statistics [NW/ W]</b>  |                             | [Valid=201 /-] [Invalid=0 /-]                   |                   |
| <b>Value</b>   | <b>Label</b>                | <b>Cases</b>                                    | <b>Percentage</b> |
| 1  | Yes                         | 19  | 9.5%              |
| 2  | No                          | 178   | 88.6%             |
| 3  | Do not know                 | 4   | 2.0%              |
| <i>Warning: these figures indicate the number of cases found in the data file. They cannot be interpreted as summary statistics of the population of interest.</i> |                             |   |                   |
| <b># Q32</b>   |                             |   |                   |
| <b>Information</b>   |                             | [Type= discrete] [Format=character] [Missing=*] |                   |
| <b>Statistics [NW/ W]</b>  |                             | [Valid=201 /-] [Invalid=0 /-]                   |                   |
| <b>Value</b>   | <b>Label</b>                | <b>Cases</b>                                    | <b>Percentage</b> |
| 1  | Government                  | 12  | 6.0%              |
| 2  | Semi Government             | 3   | 1.5%              |
| 3  | Private                     | 186   | 92.5%             |
| <i>Warning: these figures indicate the number of cases found in the data file. They cannot be interpreted as summary statistics of the population of interest.</i> |                             |   |                   |
| <b># Q33</b>   |                             |   |                   |
| <b>Information</b>   |                             | [Type= discrete] [Format=character] [Missing=*] |                   |
| <b>Statistics [NW/ W]</b>  |                             | [Valid=1892 /-] [Invalid=0 /-]                  |                   |
| <b>Value</b>   | <b>Label</b>                | <b>Cases</b>                                    | <b>Percentage</b> |
| 1  | Yes                         | 80  | 4.2%              |
| 2  | No                          | 1772  | 93.7%             |
| 3  | Do not know                 | 40  | 2.1%              |
| <i>Warning: these figures indicate the number of cases found in the data file. They cannot be interpreted as summary statistics of the population of interest.</i> |                             |   |                   |
| <b># Q34</b>   |                             |   |                   |
| <b>Information</b>   |                             | [Type= discrete] [Format=character] [Missing=*] |                   |
| <b>Statistics [NW/ W]</b>  |                             | [Valid=1892 /-] [Invalid=0 /-]                  |                   |
| <b>Value</b>   | <b>Label</b>                | <b>Cases</b>                                    | <b>Percentage</b> |
| 1  | Formal                      | 61  | 3.2%              |
| 2  | Informal                    | 230   | 12.2%             |
| 3  | No account recording system | 1559  | 82.4%             |
| 4  | Do not know                 | 42  | 2.2%              |
| <i>Warning: these figures indicate the number of cases found in the data file. They cannot be interpreted as summary statistics of the population of interest.</i> |                             |   |                   |
| <b># Q35</b>   |                             |   |                   |
| <b>Information</b>   |                             | [Type= discrete] [Format=character] [Missing=*] |                   |
| <b>Statistics [NW/ W]</b>  |                             | [Valid=1892 /-] [Invalid=0 /-]                  |                   |
| <b>Value</b>   | <b>Label</b>                | <b>Cases</b>                                    | <b>Percentage</b> |
| 1  | Less than 5                 | 168   | 8.9%              |
| 2  | 5 to 9                      | 21  | 1.1%              |
| 3  | 10 to 15                    | 14  | 0.7%              |
| 4  | 16 to 49                    | 12  | 0.6%              |
| 5  | 50 to 99                    | 2   | 0.1%              |



**# Q35**

| Value | Label                               | Cases | Percentage |
|-------|-------------------------------------|-------|------------|
| 6     | 100 or more                         | 8     | 0.4%       |
| 7     | No paid employees/regular employees | 1653  | 87.4%      |
| 8     | Working for household               | 14    | 0.7%       |

Warning: these figures indicate the number of cases found in the data file. They cannot be interpreted as summary statistics of the population of interest.

**# Q36**

|                           |   |
|---------------------------|---|
| <b>Information</b>        | [Type= discrete] [Format=character] [Missing=*] |
| <b>Statistics [NW/ W]</b> | [Valid=1878 /-] [Invalid=0 /-]                  |

| Value | Label   | Cases | Percentage |
|-------|---|-------|------------|
| 1     | Publicly Listed/Limited liability/Registered corporate    | 35    | 1.9%       |
| 2     | Individual business/partnership with members of household | 1593  | 84.8%      |
| 3     | Ordinary partnership with members of other household      | 179   | 9.5%       |
| 4     |   | 63    | 3.4%       |
| 9     | Other   | 8     | 0.4%       |

Warning: these figures indicate the number of cases found in the data file. They cannot be interpreted as summary statistics of the population of interest.

**# Q37**

|                           |   |
|---------------------------|---|
| <b>Information</b>        | [Type= discrete] [Format=character] [Missing=*] |
| <b>Statistics [NW/ W]</b> | [Valid=1878 /-] [Invalid=0 /-]                  |

| Value | Label       | Cases | Percentage |
|-------|-------------|-------|------------|
| 1     | Yes         | 1632  | 86.9%      |
| 2     | No          | 240   | 12.8%      |
| 3     | Do not know | 6     | 0.3%       |

Warning: these figures indicate the number of cases found in the data file. They cannot be interpreted as summary statistics of the population of interest.

**# Q38**

|                           |   |
|---------------------------|---|
| <b>Information</b>        | [Type= discrete] [Format=character] [Missing=*] |
| <b>Statistics [NW/ W]</b> | [Valid=1907 /-] [Invalid=0 /-]                  |

| Value | Label | Cases | Percentage |
|-------|-------|-------|------------|
| 0     |       | 5     | 0.3%       |
| 1     |       | 3     | 0.2%       |
| 10    |       | 151   | 7.9%       |
| 11    |       | 1     | 0.1%       |
| 12    |       | 54    | 2.8%       |
| 13    |       | 1     | 0.1%       |
| 14    |       | 53    | 2.8%       |
| 15    |       | 135   | 7.1%       |
| 16    |       | 41    | 2.1%       |
| 17    |       | 2     | 0.1%       |
| 18    |       | 34    | 1.8%       |
| 2     |       | 9     | 0.5%       |
| 20    |       | 284   | 14.9%      |
| 21    |       | 54    | 2.8%       |
| 22    |       | 2     | 0.1%       |
| 24    |       | 98    | 5.1%       |
| 25    |       | 151   | 7.9%       |

# Q38

| Value | Label | Cases | Percentage |
|-------|-------|-------|------------|
| 26    |       | 2     | 0.1%       |
| 27    |       | 8     | 0.4%       |
| 28    |       | 51    | 2.7%       |
| 3     |       | 21    | 1.1%       |
| 30    |       | 195   | 10.2%      |
| 32    |       | 23    | 1.2%       |
| 33    |       | 1     | 0.1%       |
| 35    |       | 101   | 5.3%       |
| 36    |       | 58    | 3.0%       |
| 38    |       | 2     | 0.1%       |
| 4     |       | 15    | 0.8%       |
| 40    |       | 122   | 6.4%       |
| 42    |       | 15    | 0.8%       |
| 45    |       | 15    | 0.8%       |
| 46    |       | 1     | 0.1%       |
| 48    |       | 16    | 0.8%       |
| 49    |       | 5     | 0.3%       |
| 5     |       | 34    | 1.8%       |
| 50    |       | 23    | 1.2%       |
| 51    |       | 1     | 0.1%       |
| 52    |       | 2     | 0.1%       |
| 54    |       | 3     | 0.2%       |
| 56    |       | 12    | 0.6%       |
| 58    |       | 1     | 0.1%       |
| 6     |       | 24    | 1.3%       |
| 60    |       | 8     | 0.4%       |
| 63    |       | 1     | 0.1%       |
| 65    |       | 1     | 0.1%       |
| 7     |       | 20    | 1.0%       |
| 70    |       | 5     | 0.3%       |
| 8     |       | 34    | 1.8%       |
| 86    |       | 1     | 0.1%       |
| 9     |       | 8     | 0.4%       |

Warning: these figures indicate the number of cases found in the data file. They cannot be interpreted as summary statistics of the population of interest.

# Q39

| <b>Information</b>        | [Type= discrete] [Format=character] [Missing=*] |       |            |
|---------------------------|---|-------|------------|
| <b>Statistics [NW/ W]</b> | [Valid=1907 /-] [Invalid=0 /-]                  |       |            |
| Value                     | Label   | Cases | Percentage |
| 0                         |   | 68    | 3.6%       |
| 1                         |   | 4     | 0.2%       |
| 10                        |   | 189   | 9.9%       |
| 11                        |   | 1     | 0.1%       |
| 12                        |   | 62    | 3.3%       |
| 13                        |   | 2     | 0.1%       |

# Q39

| Value | Label | Cases | Percentage |
|-------|-------|-------|------------|
| 14    |       | 49    | 2.6%       |
| 15    |       | 134   | 7.0%       |
| 16    |       | 58    | 3.0%       |
| 17    |       | 1     | 0.1%       |
| 18    |       | 33    | 1.7%       |
| 2     |       | 13    | 0.7%       |
| 20    |       | 258   | 13.5%      |
| 21    |       | 40    | 2.1%       |
| 22    |       | 7     | 0.4%       |
| 23    |       | 1     | 0.1%       |
| 24    |       | 96    | 5.0%       |
| 25    |       | 136   | 7.1%       |
| 26    |       | 2     | 0.1%       |
| 27    |       | 8     | 0.4%       |
| 28    |       | 39    | 2.0%       |
| 3     |       | 30    | 1.6%       |
| 30    |       | 137   | 7.2%       |
| 32    |       | 23    | 1.2%       |
| 33    |       | 2     | 0.1%       |
| 35    |       | 91    | 4.8%       |
| 36    |       | 51    | 2.7%       |
| 37    |       | 1     | 0.1%       |
| 38    |       | 4     | 0.2%       |
| 4     |       | 24    | 1.3%       |
| 40    |       | 94    | 4.9%       |
| 42    |       | 11    | 0.6%       |
| 45    |       | 22    | 1.2%       |
| 46    |       | 1     | 0.1%       |
| 48    |       | 12    | 0.6%       |
| 49    |       | 2     | 0.1%       |
| 5     |       | 46    | 2.4%       |
| 50    |       | 22    | 1.2%       |
| 51    |       | 1     | 0.1%       |
| 52    |       | 3     | 0.2%       |
| 54    |       | 3     | 0.2%       |
| 56    |       | 8     | 0.4%       |
| 58    |       | 1     | 0.1%       |
| 6     |       | 25    | 1.3%       |
| 60    |       | 10    | 0.5%       |
| 63    |       | 1     | 0.1%       |
| 7     |       | 20    | 1.0%       |
| 70    |       | 1     | 0.1%       |
| 8     |       | 51    | 2.7%       |
| 9     |       | 9     | 0.5%       |

Warning: these figures indicate the number of cases found in the data file. They cannot be interpreted as summary statistics of the population of interest.

# Q40\_A

Information [Type= discrete] [Format=character] [Missing=\*]

Statistics [NW/ W] [Valid=15056 /-] [Invalid=0 /-]

| Value | Label | Cases | Percentage |
|-------|-------|-------|------------|
| 0     |       | 9     | 0.1%       |
| 1     |       | 2     | 0.0%       |
| 10    |       | 98    | 0.7%       |
| 100   |       | 19    | 0.1%       |
| 101   |       | 1     | 0.0%       |
| 102   |       | 3     | 0.0%       |
| 103   |       | 1     | 0.0%       |
| 104   |       | 4     | 0.0%       |
| 105   |       | 17    | 0.1%       |
| 106   |       | 2     | 0.0%       |
| 108   |       | 2     | 0.0%       |
| 11    |       | 3     | 0.0%       |
| 110   |       | 6     | 0.0%       |
| 112   |       | 5     | 0.0%       |
| 114   |       | 1     | 0.0%       |
| 116   |       | 1     | 0.0%       |
| 118   |       | 2     | 0.0%       |
| 119   |       | 1     | 0.0%       |
| 12    |       | 38    | 0.3%       |
| 120   |       | 13    | 0.1%       |
| 124   |       | 1     | 0.0%       |
| 126   |       | 2     | 0.0%       |
| 128   |       | 1     | 0.0%       |
| 13    |       | 1     | 0.0%       |
| 130   |       | 2     | 0.0%       |
| 14    |       | 49    | 0.3%       |
| 140   |       | 31    | 0.2%       |
| 15    |       | 108   | 0.7%       |
| 16    |       | 36    | 0.2%       |
| 17    |       | 3     | 0.0%       |
| 18    |       | 25    | 0.2%       |
| 19    |       | 2     | 0.0%       |
| 2     |       | 10    | 0.1%       |
| 20    |       | 309   | 2.1%       |
| 21    |       | 80    | 0.5%       |
| 22    |       | 5     | 0.0%       |
| 24    |       | 124   | 0.8%       |
| 25    |       | 214   | 1.4%       |
| 26    |       | 2     | 0.0%       |
| 27    |       | 8     | 0.1%       |
| 28    |       | 93    | 0.6%       |
| 29    |       | 1     | 0.0%       |
| 3     |       | 5     | 0.0%       |

# Q40\_A

| Value | Label | Cases | Percentage |
|-------|-------|-------|------------|
| 30    |       | 520   | 3.5%       |
| 31    |       | 2     | 0.0%       |
| 32    |       | 85    | 0.6%       |
| 33    |       | 3     | 0.0%       |
| 34    |       | 7     | 0.0%       |
| 35    |       | 1052  | 7.0%       |
| 36    |       | 204   | 1.4%       |
| 37    |       | 11    | 0.1%       |
| 38    |       | 54    | 0.4%       |
| 39    |       | 10    | 0.1%       |
| 4     |       | 10    | 0.1%       |
| 40    |       | 2528  | 16.8%      |
| 41    |       | 7     | 0.0%       |
| 42    |       | 353   | 2.3%       |
| 43    |       | 8     | 0.1%       |
| 44    |       | 134   | 0.9%       |
| 45    |       | 829   | 5.5%       |
| 46    |       | 51    | 0.3%       |
| 47    |       | 5     | 0.0%       |
| 48    |       | 1750  | 11.6%      |
| 49    |       | 72    | 0.5%       |
| 5     |       | 21    | 0.1%       |
| 50    |       | 1009  | 6.7%       |
| 51    |       | 10    | 0.1%       |
| 52    |       | 166   | 1.1%       |
| 53    |       | 14    | 0.1%       |
| 54    |       | 378   | 2.5%       |
| 55    |       | 184   | 1.2%       |
| 56    |       | 941   | 6.2%       |
| 57    |       | 22    | 0.1%       |
| 58    |       | 48    | 0.3%       |
| 59    |       | 13    | 0.1%       |
| 6     |       | 11    | 0.1%       |
| 60    |       | 1226  | 8.1%       |
| 61    |       | 10    | 0.1%       |
| 62    |       | 11    | 0.1%       |
| 63    |       | 159   | 1.1%       |
| 64    |       | 31    | 0.2%       |
| 65    |       | 134   | 0.9%       |
| 66    |       | 43    | 0.3%       |
| 67    |       | 4     | 0.0%       |
| 68    |       | 24    | 0.2%       |
| 69    |       | 3     | 0.0%       |
| 7     |       | 20    | 0.1%       |
| 70    |       | 650   | 4.3%       |

# Q40\_A

| Value | Label | Cases | Percentage |
|-------|-------|-------|------------|
| 71    |       | 6     | 0.0%       |
| 72    |       | 174   | 1.2%       |
| 73    |       | 6     | 0.0%       |
| 74    |       | 10    | 0.1%       |
| 75    |       | 52    | 0.3%       |
| 76    |       | 12    | 0.1%       |
| 77    |       | 40    | 0.3%       |
| 78    |       | 7     | 0.0%       |
| 79    |       | 4     | 0.0%       |
| 8     |       | 41    | 0.3%       |
| 80    |       | 113   | 0.8%       |
| 81    |       | 6     | 0.0%       |
| 82    |       | 6     | 0.0%       |
| 83    |       | 6     | 0.0%       |
| 84    |       | 229   | 1.5%       |
| 85    |       | 19    | 0.1%       |
| 86    |       | 11    | 0.1%       |
| 87    |       | 1     | 0.0%       |
| 88    |       | 12    | 0.1%       |
| 9     |       | 9     | 0.1%       |
| 90    |       | 46    | 0.3%       |
| 91    |       | 15    | 0.1%       |
| 92    |       | 5     | 0.0%       |
| 94    |       | 5     | 0.0%       |
| 95    |       | 8     | 0.1%       |
| 96    |       | 17    | 0.1%       |
| 97    |       | 1     | 0.0%       |
| 98    |       | 15    | 0.1%       |
| 99    |       | 13    | 0.1%       |

*Warning: these figures indicate the number of cases found in the data file. They cannot be interpreted as summary statistics of the population of interest.*

# Q40\_B

|                           |   |
|---------------------------|---|
| <b>Information</b>        | [Type= discrete] [Format=character] [Missing=*] |
| <b>Statistics [NW/ W]</b> | [Valid=13106 /-] [Invalid=0 /-]                 |

| Value | Label | Cases | Percentage |
|-------|-------|-------|------------|
| 0     |       | 481   | 3.7%       |
| 1     |       | 41    | 0.3%       |
| 10    |       | 54    | 0.4%       |
| 100   |       | 18    | 0.1%       |
| 101   |       | 1     | 0.0%       |
| 102   |       | 1     | 0.0%       |
| 104   |       | 4     | 0.0%       |
| 105   |       | 15    | 0.1%       |
| 106   |       | 1     | 0.0%       |
| 107   |       | 1     | 0.0%       |

# Q40\_B

| Value | Label | Cases | Percentage |
|-------|-------|-------|------------|
| 108   |       | 1     | 0.0%       |
| 11    |       | 1     | 0.0%       |
| 110   |       | 6     | 0.0%       |
| 112   |       | 4     | 0.0%       |
| 116   |       | 1     | 0.0%       |
| 12    |       | 13    | 0.1%       |
| 120   |       | 10    | 0.1%       |
| 124   |       | 1     | 0.0%       |
| 128   |       | 1     | 0.0%       |
| 130   |       | 1     | 0.0%       |
| 14    |       | 4     | 0.0%       |
| 140   |       | 24    | 0.2%       |
| 15    |       | 27    | 0.2%       |
| 16    |       | 50    | 0.4%       |
| 17    |       | 5     | 0.0%       |
| 18    |       | 24    | 0.2%       |
| 2     |       | 5     | 0.0%       |
| 20    |       | 107   | 0.8%       |
| 21    |       | 11    | 0.1%       |
| 22    |       | 1     | 0.0%       |
| 23    |       | 1     | 0.0%       |
| 24    |       | 134   | 1.0%       |
| 25    |       | 65    | 0.5%       |
| 26    |       | 2     | 0.0%       |
| 27    |       | 16    | 0.1%       |
| 28    |       | 28    | 0.2%       |
| 29    |       | 2     | 0.0%       |
| 3     |       | 4     | 0.0%       |
| 30    |       | 180   | 1.4%       |
| 31    |       | 3     | 0.0%       |
| 32    |       | 180   | 1.4%       |
| 33    |       | 5     | 0.0%       |
| 34    |       | 3     | 0.0%       |
| 35    |       | 901   | 6.9%       |
| 36    |       | 225   | 1.7%       |
| 37    |       | 15    | 0.1%       |
| 38    |       | 63    | 0.5%       |
| 39    |       | 11    | 0.1%       |
| 4     |       | 3     | 0.0%       |
| 40    |       | 2302  | 17.6%      |
| 41    |       | 13    | 0.1%       |
| 42    |       | 302   | 2.3%       |
| 43    |       | 14    | 0.1%       |
| 44    |       | 139   | 1.1%       |
| 45    |       | 828   | 6.3%       |

# Q40\_B

| Value | Label | Cases | Percentage |
|-------|-------|-------|------------|
| 46    |       | 41    | 0.3%       |
| 47    |       | 16    | 0.1%       |
| 48    |       | 1475  | 11.3%      |
| 49    |       | 59    | 0.5%       |
| 5     |       | 11    | 0.1%       |
| 50    |       | 1003  | 7.7%       |
| 51    |       | 17    | 0.1%       |
| 52    |       | 164   | 1.3%       |
| 53    |       | 12    | 0.1%       |
| 54    |       | 315   | 2.4%       |
| 55    |       | 179   | 1.4%       |
| 56    |       | 716   | 5.5%       |
| 57    |       | 24    | 0.2%       |
| 58    |       | 48    | 0.4%       |
| 59    |       | 11    | 0.1%       |
| 6     |       | 2     | 0.0%       |
| 60    |       | 1054  | 8.0%       |
| 61    |       | 11    | 0.1%       |
| 62    |       | 19    | 0.1%       |
| 63    |       | 101   | 0.8%       |
| 64    |       | 25    | 0.2%       |
| 65    |       | 142   | 1.1%       |
| 66    |       | 40    | 0.3%       |
| 67    |       | 4     | 0.0%       |
| 68    |       | 25    | 0.2%       |
| 69    |       | 4     | 0.0%       |
| 7     |       | 3     | 0.0%       |
| 70    |       | 531   | 4.1%       |
| 71    |       | 3     | 0.0%       |
| 72    |       | 149   | 1.1%       |
| 73    |       | 4     | 0.0%       |
| 74    |       | 4     | 0.0%       |
| 75    |       | 49    | 0.4%       |
| 76    |       | 10    | 0.1%       |
| 77    |       | 27    | 0.2%       |
| 78    |       | 6     | 0.0%       |
| 79    |       | 4     | 0.0%       |
| 8     |       | 19    | 0.1%       |
| 80    |       | 93    | 0.7%       |
| 81    |       | 4     | 0.0%       |
| 82    |       | 6     | 0.0%       |
| 83    |       | 2     | 0.0%       |
| 84    |       | 189   | 1.4%       |
| 85    |       | 17    | 0.1%       |
| 86    |       | 7     | 0.1%       |



**# Q40\_B**

| Value | Label | Cases | Percentage |
|-------|-------|-------|------------|
| 87    |       | 2     | 0.0%       |
| 88    |       | 10    | 0.1%       |
| 9     |       | 5     | 0.0%       |
| 90    |       | 29    | 0.2%       |
| 91    |       | 13    | 0.1%       |
| 92    |       | 3     | 0.0%       |
| 94    |       | 1     | 0.0%       |
| 95    |       | 2     | 0.0%       |
| 96    |       | 16    | 0.1%       |
| 97    |       | 1     | 0.0%       |
| 98    |       | 13    | 0.1%       |
| 99    |       | 13    | 0.1%       |

*Warning: these figures indicate the number of cases found in the data file. They cannot be interpreted as summary statistics of the population of interest.*

**# Q41**

|                           |   |
|---------------------------|---|
| <b>Information</b>        | [Type= discrete] [Format=character] [Missing=*] |
| <b>Statistics [NW/ W]</b> | [Valid=4529 /-] [Invalid=0 /-]                  |

| Value | Label | Cases | Percentage |
|-------|-------|-------|------------|
| 1     | Yes   | 795   | 17.6%      |
| 2     | No    | 3734  | 82.4%      |

*Warning: these figures indicate the number of cases found in the data file. They cannot be interpreted as summary statistics of the population of interest.*

**# Q42**

|                           |   |
|---------------------------|---|
| <b>Information</b>        | [Type= discrete] [Format=character] [Missing=*] |
| <b>Statistics [NW/ W]</b> | [Valid=795 /-] [Invalid=0 /-]                   |

| Value | Label   | Cases | Percentage |
|-------|---|-------|------------|
| 1     | In the present organization                               | 424   | 53.3%      |
| 2     | In another occupation in addition to the present occupati | 102   | 12.8%      |
| 3     | Fully in another occupation                               | 139   | 17.5%      |
| 4     | Any of the above  | 130   | 16.4%      |

*Warning: these figures indicate the number of cases found in the data file. They cannot be interpreted as summary statistics of the population of interest.*

**# Q43**

|                           |   |
|---------------------------|---|
| <b>Information</b>        | [Type= discrete] [Format=character] [Missing=*] |
| <b>Statistics [NW/ W]</b> | [Valid=795 /-] [Invalid=0 /-]                   |

| Value | Label | Cases | Percentage |
|-------|-------|-------|------------|
| 0     |       | 4     | 0.5%       |
| 1     |       | 2     | 0.3%       |
| 10    |       | 57    | 7.2%       |
| 12    |       | 18    | 2.3%       |
| 14    |       | 9     | 1.1%       |
| 15    |       | 53    | 6.7%       |
| 16    |       | 31    | 3.9%       |
| 17    |       | 1     | 0.1%       |
| 18    |       | 11    | 1.4%       |
| 20    |       | 148   | 18.6%      |

**# Q43**

| Value | Label | Cases | Percentage |
|-------|-------|-------|------------|
| 21    |       | 7     | 0.9%       |
| 22    |       | 3     | 0.4%       |
| 23    |       | 1     | 0.1%       |
| 24    |       | 53    | 6.7%       |
| 25    |       | 46    | 5.8%       |
| 27    |       | 4     | 0.5%       |
| 28    |       | 13    | 1.6%       |
| 3     |       | 2     | 0.3%       |
| 30    |       | 113   | 14.2%      |
| 32    |       | 13    | 1.6%       |
| 33    |       | 2     | 0.3%       |
| 35    |       | 47    | 5.9%       |
| 36    |       | 7     | 0.9%       |
| 38    |       | 2     | 0.3%       |
| 40    |       | 79    | 9.9%       |
| 42    |       | 2     | 0.3%       |
| 44    |       | 1     | 0.1%       |
| 45    |       | 3     | 0.4%       |
| 48    |       | 4     | 0.5%       |
| 5     |       | 9     | 1.1%       |
| 50    |       | 13    | 1.6%       |
| 56    |       | 3     | 0.4%       |
| 6     |       | 5     | 0.6%       |
| 60    |       | 6     | 0.8%       |
| 64    |       | 1     | 0.1%       |
| 65    |       | 1     | 0.1%       |
| 7     |       | 5     | 0.6%       |
| 70    |       | 4     | 0.5%       |
| 8     |       | 10    | 1.3%       |
| 9     |       | 2     | 0.3%       |

Warning: these figures indicate the number of cases found in the data file. They cannot be interpreted as summary statistics of the population of interest.

**# Q44**

| <b>Information</b>        | [Type= discrete] [Format=character] [Missing=*] |       |            |
|---------------------------|---|-------|------------|
| <b>Statistics [NW/ W]</b> | [Valid=795 /-] [Invalid=0 /-]                   |       |            |
| Value                     | Label   | Cases | Percentage |
| 1                         | Yes   | 776   | 97.6%      |
| 2                         | No  | 19    | 2.4%       |

Warning: these figures indicate the number of cases found in the data file. They cannot be interpreted as summary statistics of the population of interest.

**# Q45**

| <b>Information</b>        | [Type= discrete] [Format=character] [Missing=*] |       |            |
|---------------------------|---|-------|------------|
| <b>Statistics [NW/ W]</b> | [Valid=30322 /-] [Invalid=0 /-]                 |       |            |
| Value                     | Label   | Cases | Percentage |
| 1                         | Yes   | 17434 | 57.5%      |
| 2                         | No  | 12888 | 42.5%      |

**# Q45**

*Warning: these figures indicate the number of cases found in the data file. They cannot be interpreted as summary statistics of the population of interest.*

**# Q45A**

**Information** [Type= discrete] [Format=character] [Missing=\*]

**Statistics [NW/ W]** [Valid=17434 /-] [Invalid=0 /-]

| Value | Label | Cases | Percentage |
|-------|-------|-------|------------|
| 1     |       | 10844 | 62.2%      |
| 2     |       | 6590  | 37.8%      |

*Warning: these figures indicate the number of cases found in the data file. They cannot be interpreted as summary statistics of the population of interest.*

**# Q45\_A\_1**

**Information** [Type= discrete] [Format=character] [Missing=\*]

**Statistics [NW/ W]** [Valid=10844 /-] [Invalid=0 /-]

| Value  | Label | Cases | Percentage |
|--------|-------|-------|------------|
| 0      |       | 129   | 1.2%       |
| 1      |       | 1     | 0.0%       |
| 10     |       | 1     | 0.0%       |
| 1000   |       | 8     | 0.1%       |
| 10000  |       | 210   | 1.9%       |
| 100000 |       | 79    | 0.7%       |
| 101000 |       | 1     | 0.0%       |
| 10460  |       | 1     | 0.0%       |
| 10500  |       | 5     | 0.0%       |
| 10584  |       | 1     | 0.0%       |
| 10688  |       | 1     | 0.0%       |
| 10800  |       | 2     | 0.0%       |
| 10845  |       | 1     | 0.0%       |
| 11000  |       | 18    | 0.2%       |
| 110000 |       | 11    | 0.1%       |
| 11130  |       | 1     | 0.0%       |
| 11160  |       | 1     | 0.0%       |
| 11463  |       | 1     | 0.0%       |
| 11500  |       | 5     | 0.0%       |
| 115000 |       | 2     | 0.0%       |
| 115564 |       | 1     | 0.0%       |
| 11568  |       | 1     | 0.0%       |
| 11577  |       | 1     | 0.0%       |
| 11600  |       | 2     | 0.0%       |
| 11767  |       | 1     | 0.0%       |
| 11790  |       | 1     | 0.0%       |
| 11880  |       | 2     | 0.0%       |
| 1200   |       | 5     | 0.0%       |
| 12000  |       | 176   | 1.6%       |
| 120000 |       | 15    | 0.1%       |
| 12100  |       | 1     | 0.0%       |
| 12238  |       | 1     | 0.0%       |
| 12240  |       | 1     | 0.0%       |

# Q45\_A\_1

| Value  | Label | Cases | Percentage |
|--------|-------|-------|------------|
| 12360  |       | 2     | 0.0%       |
| 124000 |       | 1     | 0.0%       |
| 12420  |       | 1     | 0.0%       |
| 12500  |       | 26    | 0.2%       |
| 125000 |       | 10    | 0.1%       |
| 12508  |       | 1     | 0.0%       |
| 12590  |       | 1     | 0.0%       |
| 12592  |       | 1     | 0.0%       |
| 12700  |       | 1     | 0.0%       |
| 12765  |       | 1     | 0.0%       |
| 12800  |       | 2     | 0.0%       |
| 1300   |       | 1     | 0.0%       |
| 13000  |       | 46    | 0.4%       |
| 130000 |       | 2     | 0.0%       |
| 13025  |       | 1     | 0.0%       |
| 13200  |       | 2     | 0.0%       |
| 13254  |       | 2     | 0.0%       |
| 133218 |       | 1     | 0.0%       |
| 13500  |       | 29    | 0.3%       |
| 135000 |       | 1     | 0.0%       |
| 13600  |       | 2     | 0.0%       |
| 13640  |       | 1     | 0.0%       |
| 13650  |       | 1     | 0.0%       |
| 13700  |       | 1     | 0.0%       |
| 13800  |       | 1     | 0.0%       |
| 138000 |       | 1     | 0.0%       |
| 13830  |       | 1     | 0.0%       |
| 13900  |       | 1     | 0.0%       |
| 14     |       | 1     | 0.0%       |
| 14000  |       | 46    | 0.4%       |
| 140000 |       | 4     | 0.0%       |
| 142000 |       | 1     | 0.0%       |
| 14250  |       | 1     | 0.0%       |
| 14350  |       | 1     | 0.0%       |
| 14460  |       | 1     | 0.0%       |
| 14500  |       | 14    | 0.1%       |
| 14600  |       | 2     | 0.0%       |
| 146500 |       | 1     | 0.0%       |
| 14850  |       | 1     | 0.0%       |
| 149000 |       | 1     | 0.0%       |
| 1500   |       | 3     | 0.0%       |
| 15000  |       | 621   | 5.7%       |
| 150000 |       | 23    | 0.2%       |
| 15080  |       | 1     | 0.0%       |
| 15100  |       | 1     | 0.0%       |

# Q45\_A\_1

| Value  | Label | Cases | Percentage |
|--------|-------|-------|------------|
| 15200  |       | 1     | 0.0%       |
| 15250  |       | 1     | 0.0%       |
| 15300  |       | 2     | 0.0%       |
| 15400  |       | 2     | 0.0%       |
| 15500  |       | 16    | 0.1%       |
| 155000 |       | 1     | 0.0%       |
| 15560  |       | 1     | 0.0%       |
| 15600  |       | 3     | 0.0%       |
| 15700  |       | 1     | 0.0%       |
| 15800  |       | 8     | 0.1%       |
| 15875  |       | 1     | 0.0%       |
| 15900  |       | 1     | 0.0%       |
| 15987  |       | 1     | 0.0%       |
| 1600   |       | 1     | 0.0%       |
| 16000  |       | 104   | 1.0%       |
| 160000 |       | 3     | 0.0%       |
| 16100  |       | 2     | 0.0%       |
| 16200  |       | 1     | 0.0%       |
| 16250  |       | 1     | 0.0%       |
| 164000 |       | 1     | 0.0%       |
| 16500  |       | 22    | 0.2%       |
| 16560  |       | 1     | 0.0%       |
| 16629  |       | 1     | 0.0%       |
| 16800  |       | 2     | 0.0%       |
| 17000  |       | 66    | 0.6%       |
| 170000 |       | 3     | 0.0%       |
| 17200  |       | 1     | 0.0%       |
| 172500 |       | 1     | 0.0%       |
| 17500  |       | 24    | 0.2%       |
| 17560  |       | 1     | 0.0%       |
| 17600  |       | 1     | 0.0%       |
| 17726  |       | 1     | 0.0%       |
| 17800  |       | 1     | 0.0%       |
| 17940  |       | 1     | 0.0%       |
| 18000  |       | 336   | 3.1%       |
| 18075  |       | 1     | 0.0%       |
| 18200  |       | 1     | 0.0%       |
| 18300  |       | 1     | 0.0%       |
| 183000 |       | 1     | 0.0%       |
| 18400  |       | 3     | 0.0%       |
| 18450  |       | 1     | 0.0%       |
| 18500  |       | 29    | 0.3%       |
| 185000 |       | 1     | 0.0%       |
| 18532  |       | 1     | 0.0%       |
| 18580  |       | 1     | 0.0%       |

# Q45\_A\_1

| Value  | Label | Cases | Percentage |
|--------|-------|-------|------------|
| 18600  |       | 5     | 0.0%       |
| 18660  |       | 1     | 0.0%       |
| 1900   |       | 1     | 0.0%       |
| 19000  |       | 46    | 0.4%       |
| 190000 |       | 1     | 0.0%       |
| 19155  |       | 1     | 0.0%       |
| 19200  |       | 1     | 0.0%       |
| 19250  |       | 1     | 0.0%       |
| 19300  |       | 1     | 0.0%       |
| 19400  |       | 1     | 0.0%       |
| 19500  |       | 13    | 0.1%       |
| 19560  |       | 1     | 0.0%       |
| 19580  |       | 1     | 0.0%       |
| 19650  |       | 1     | 0.0%       |
| 19700  |       | 3     | 0.0%       |
| 19800  |       | 2     | 0.0%       |
| 19900  |       | 1     | 0.0%       |
| 2      |       | 1     | 0.0%       |
| 20     |       | 1     | 0.0%       |
| 2000   |       | 32    | 0.3%       |
| 20000  |       | 618   | 5.7%       |
| 200000 |       | 8     | 0.1%       |
| 20024  |       | 1     | 0.0%       |
| 20050  |       | 1     | 0.0%       |
| 200500 |       | 1     | 0.0%       |
| 20300  |       | 1     | 0.0%       |
| 20340  |       | 1     | 0.0%       |
| 20462  |       | 1     | 0.0%       |
| 2050   |       | 1     | 0.0%       |
| 20500  |       | 4     | 0.0%       |
| 20523  |       | 1     | 0.0%       |
| 20540  |       | 1     | 0.0%       |
| 20600  |       | 1     | 0.0%       |
| 20850  |       | 1     | 0.0%       |
| 20860  |       | 1     | 0.0%       |
| 20900  |       | 1     | 0.0%       |
| 21000  |       | 66    | 0.6%       |
| 21200  |       | 1     | 0.0%       |
| 21236  |       | 1     | 0.0%       |
| 21250  |       | 3     | 0.0%       |
| 21300  |       | 1     | 0.0%       |
| 21305  |       | 1     | 0.0%       |
| 21400  |       | 1     | 0.0%       |
| 21450  |       | 1     | 0.0%       |
| 21500  |       | 10    | 0.1%       |

# Q45\_A\_1

| Value  | Label | Cases | Percentage |
|--------|-------|-------|------------|
| 21580  |       | 1     | 0.0%       |
| 21600  |       | 1     | 0.0%       |
| 21655  |       | 1     | 0.0%       |
| 21689  |       | 1     | 0.0%       |
| 21793  |       | 1     | 0.0%       |
| 21800  |       | 3     | 0.0%       |
| 22000  |       | 198   | 1.8%       |
| 22100  |       | 1     | 0.0%       |
| 22400  |       | 1     | 0.0%       |
| 22500  |       | 20    | 0.2%       |
| 225000 |       | 1     | 0.0%       |
| 22530  |       | 1     | 0.0%       |
| 22550  |       | 1     | 0.0%       |
| 226    |       | 1     | 0.0%       |
| 22600  |       | 1     | 0.0%       |
| 22632  |       | 2     | 0.0%       |
| 22660  |       | 1     | 0.0%       |
| 22680  |       | 1     | 0.0%       |
| 22800  |       | 5     | 0.0%       |
| 22960  |       | 1     | 0.0%       |
| 23000  |       | 74    | 0.7%       |
| 23100  |       | 1     | 0.0%       |
| 231980 |       | 1     | 0.0%       |
| 23400  |       | 1     | 0.0%       |
| 23450  |       | 1     | 0.0%       |
| 23500  |       | 7     | 0.1%       |
| 23580  |       | 1     | 0.0%       |
| 236000 |       | 1     | 0.0%       |
| 23700  |       | 1     | 0.0%       |
| 23800  |       | 2     | 0.0%       |
| 23874  |       | 1     | 0.0%       |
| 2400   |       | 2     | 0.0%       |
| 24000  |       | 87    | 0.8%       |
| 240000 |       | 1     | 0.0%       |
| 24240  |       | 1     | 0.0%       |
| 24250  |       | 2     | 0.0%       |
| 24300  |       | 1     | 0.0%       |
| 24360  |       | 1     | 0.0%       |
| 24500  |       | 15    | 0.1%       |
| 24560  |       | 1     | 0.0%       |
| 24600  |       | 2     | 0.0%       |
| 24700  |       | 1     | 0.0%       |
| 24750  |       | 1     | 0.0%       |
| 24755  |       | 1     | 0.0%       |
| 24900  |       | 1     | 0.0%       |

# Q45\_A\_1

| Value  | Label | Cases | Percentage |
|--------|-------|-------|------------|
| 25     |       | 1     | 0.0%       |
| 2500   |       | 7     | 0.1%       |
| 25000  |       | 710   | 6.5%       |
| 250000 |       | 6     | 0.1%       |
| 25102  |       | 1     | 0.0%       |
| 25200  |       | 3     | 0.0%       |
| 25250  |       | 1     | 0.0%       |
| 25350  |       | 1     | 0.0%       |
| 25400  |       | 3     | 0.0%       |
| 25500  |       | 15    | 0.1%       |
| 25600  |       | 1     | 0.0%       |
| 25638  |       | 1     | 0.0%       |
| 25800  |       | 4     | 0.0%       |
| 25846  |       | 1     | 0.0%       |
| 2600   |       | 1     | 0.0%       |
| 26000  |       | 68    | 0.6%       |
| 260000 |       | 1     | 0.0%       |
| 26152  |       | 1     | 0.0%       |
| 26210  |       | 1     | 0.0%       |
| 26225  |       | 1     | 0.0%       |
| 26250  |       | 1     | 0.0%       |
| 26258  |       | 2     | 0.0%       |
| 26300  |       | 1     | 0.0%       |
| 26400  |       | 1     | 0.0%       |
| 26500  |       | 13    | 0.1%       |
| 26600  |       | 1     | 0.0%       |
| 26745  |       | 1     | 0.0%       |
| 26750  |       | 1     | 0.0%       |
| 26766  |       | 2     | 0.0%       |
| 26800  |       | 7     | 0.1%       |
| 26900  |       | 1     | 0.0%       |
| 27000  |       | 49    | 0.5%       |
| 270000 |       | 1     | 0.0%       |
| 27300  |       | 1     | 0.0%       |
| 27360  |       | 1     | 0.0%       |
| 27500  |       | 19    | 0.2%       |
| 27540  |       | 1     | 0.0%       |
| 27810  |       | 1     | 0.0%       |
| 27850  |       | 2     | 0.0%       |
| 2800   |       | 1     | 0.0%       |
| 28000  |       | 195   | 1.8%       |
| 28300  |       | 1     | 0.0%       |
| 28400  |       | 1     | 0.0%       |
| 28417  |       | 1     | 0.0%       |
| 28450  |       | 1     | 0.0%       |



# Q45\_A\_1

| Value  | Label | Cases | Percentage |
|--------|-------|-------|------------|
| 28500  |       | 23    | 0.2%       |
| 28550  |       | 1     | 0.0%       |
| 28560  |       | 1     | 0.0%       |
| 28580  |       | 1     | 0.0%       |
| 28600  |       | 4     | 0.0%       |
| 28650  |       | 2     | 0.0%       |
| 28700  |       | 1     | 0.0%       |
| 28750  |       | 1     | 0.0%       |
| 28800  |       | 2     | 0.0%       |
| 28880  |       | 2     | 0.0%       |
| 28936  |       | 1     | 0.0%       |
| 29000  |       | 50    | 0.5%       |
| 29008  |       | 1     | 0.0%       |
| 29205  |       | 1     | 0.0%       |
| 29218  |       | 1     | 0.0%       |
| 29334  |       | 1     | 0.0%       |
| 29420  |       | 1     | 0.0%       |
| 29450  |       | 1     | 0.0%       |
| 29500  |       | 18    | 0.2%       |
| 29550  |       | 1     | 0.0%       |
| 29568  |       | 1     | 0.0%       |
| 29572  |       | 1     | 0.0%       |
| 29600  |       | 6     | 0.1%       |
| 29650  |       | 1     | 0.0%       |
| 29750  |       | 1     | 0.0%       |
| 29815  |       | 1     | 0.0%       |
| 29819  |       | 1     | 0.0%       |
| 29840  |       | 1     | 0.0%       |
| 29935  |       | 1     | 0.0%       |
| 29995  |       | 1     | 0.0%       |
| 3000   |       | 31    | 0.3%       |
| 30000  |       | 709   | 6.5%       |
| 300000 |       | 8     | 0.1%       |
| 30005  |       | 1     | 0.0%       |
| 30008  |       | 1     | 0.0%       |
| 30154  |       | 1     | 0.0%       |
| 30200  |       | 1     | 0.0%       |
| 30400  |       | 1     | 0.0%       |
| 30450  |       | 2     | 0.0%       |
| 30500  |       | 4     | 0.0%       |
| 30570  |       | 1     | 0.0%       |
| 30582  |       | 1     | 0.0%       |
| 30588  |       | 1     | 0.0%       |
| 30600  |       | 1     | 0.0%       |
| 30800  |       | 1     | 0.0%       |

# Q45\_A\_1

| Value | Label | Cases | Percentage |
|-------|-------|-------|------------|
| 30820 |       | 1     | 0.0%       |
| 31000 |       | 59    | 0.5%       |
| 31195 |       | 1     | 0.0%       |
| 31200 |       | 2     | 0.0%       |
| 31245 |       | 1     | 0.0%       |
| 31250 |       | 2     | 0.0%       |
| 31258 |       | 1     | 0.0%       |
| 31300 |       | 2     | 0.0%       |
| 31320 |       | 1     | 0.0%       |
| 31350 |       | 1     | 0.0%       |
| 31400 |       | 2     | 0.0%       |
| 31460 |       | 1     | 0.0%       |
| 31500 |       | 15    | 0.1%       |
| 31600 |       | 2     | 0.0%       |
| 31700 |       | 1     | 0.0%       |
| 31810 |       | 1     | 0.0%       |
| 31900 |       | 1     | 0.0%       |
| 31950 |       | 1     | 0.0%       |
| 32000 |       | 266   | 2.5%       |
| 32040 |       | 2     | 0.0%       |
| 32124 |       | 1     | 0.0%       |
| 32125 |       | 1     | 0.0%       |
| 32150 |       | 5     | 0.0%       |
| 32175 |       | 1     | 0.0%       |
| 32178 |       | 1     | 0.0%       |
| 32200 |       | 3     | 0.0%       |
| 32215 |       | 2     | 0.0%       |
| 32229 |       | 1     | 0.0%       |
| 32315 |       | 1     | 0.0%       |
| 32316 |       | 1     | 0.0%       |
| 32324 |       | 1     | 0.0%       |
| 32327 |       | 1     | 0.0%       |
| 32350 |       | 1     | 0.0%       |
| 32360 |       | 1     | 0.0%       |
| 32375 |       | 1     | 0.0%       |
| 32400 |       | 1     | 0.0%       |
| 32415 |       | 1     | 0.0%       |
| 32425 |       | 1     | 0.0%       |
| 32450 |       | 2     | 0.0%       |
| 32480 |       | 1     | 0.0%       |
| 32500 |       | 25    | 0.2%       |
| 32512 |       | 1     | 0.0%       |
| 32548 |       | 1     | 0.0%       |
| 32550 |       | 1     | 0.0%       |
| 32560 |       | 2     | 0.0%       |

# Q45\_A\_1

| Value  | Label | Cases | Percentage |
|--------|-------|-------|------------|
| 32580  |       | 4     | 0.0%       |
| 32595  |       | 2     | 0.0%       |
| 32600  |       | 7     | 0.1%       |
| 32650  |       | 1     | 0.0%       |
| 32700  |       | 2     | 0.0%       |
| 32730  |       | 1     | 0.0%       |
| 32790  |       | 1     | 0.0%       |
| 32800  |       | 5     | 0.0%       |
| 32823  |       | 1     | 0.0%       |
| 32850  |       | 1     | 0.0%       |
| 32860  |       | 1     | 0.0%       |
| 32870  |       | 1     | 0.0%       |
| 32891  |       | 1     | 0.0%       |
| 33000  |       | 89    | 0.8%       |
| 33040  |       | 1     | 0.0%       |
| 33050  |       | 2     | 0.0%       |
| 33100  |       | 1     | 0.0%       |
| 33146  |       | 1     | 0.0%       |
| 33151  |       | 1     | 0.0%       |
| 33200  |       | 2     | 0.0%       |
| 33210  |       | 2     | 0.0%       |
| 33233  |       | 1     | 0.0%       |
| 33250  |       | 1     | 0.0%       |
| 33450  |       | 1     | 0.0%       |
| 33480  |       | 1     | 0.0%       |
| 33489  |       | 1     | 0.0%       |
| 33500  |       | 8     | 0.1%       |
| 33560  |       | 1     | 0.0%       |
| 33569  |       | 1     | 0.0%       |
| 33572  |       | 1     | 0.0%       |
| 33600  |       | 2     | 0.0%       |
| 33640  |       | 1     | 0.0%       |
| 33660  |       | 1     | 0.0%       |
| 33686  |       | 1     | 0.0%       |
| 33700  |       | 2     | 0.0%       |
| 33760  |       | 1     | 0.0%       |
| 33765  |       | 1     | 0.0%       |
| 33810  |       | 1     | 0.0%       |
| 33849  |       | 1     | 0.0%       |
| 33850  |       | 1     | 0.0%       |
| 33894  |       | 1     | 0.0%       |
| 34000  |       | 92    | 0.8%       |
| 340140 |       | 1     | 0.0%       |
| 34016  |       | 1     | 0.0%       |
| 34142  |       | 1     | 0.0%       |

# Q45\_A\_1

| Value  | Label | Cases | Percentage |
|--------|-------|-------|------------|
| 34167  |       | 1     | 0.0%       |
| 34250  |       | 1     | 0.0%       |
| 34253  |       | 1     | 0.0%       |
| 34255  |       | 1     | 0.0%       |
| 34281  |       | 1     | 0.0%       |
| 34300  |       | 1     | 0.0%       |
| 34350  |       | 2     | 0.0%       |
| 34351  |       | 1     | 0.0%       |
| 34369  |       | 1     | 0.0%       |
| 34370  |       | 1     | 0.0%       |
| 34392  |       | 1     | 0.0%       |
| 34400  |       | 1     | 0.0%       |
| 34434  |       | 1     | 0.0%       |
| 34440  |       | 1     | 0.0%       |
| 34465  |       | 1     | 0.0%       |
| 34466  |       | 1     | 0.0%       |
| 34500  |       | 17    | 0.2%       |
| 34550  |       | 1     | 0.0%       |
| 34560  |       | 1     | 0.0%       |
| 34589  |       | 1     | 0.0%       |
| 34600  |       | 2     | 0.0%       |
| 34639  |       | 1     | 0.0%       |
| 34640  |       | 1     | 0.0%       |
| 34696  |       | 1     | 0.0%       |
| 34700  |       | 1     | 0.0%       |
| 34750  |       | 1     | 0.0%       |
| 34752  |       | 1     | 0.0%       |
| 34754  |       | 1     | 0.0%       |
| 34765  |       | 1     | 0.0%       |
| 34800  |       | 6     | 0.1%       |
| 34827  |       | 1     | 0.0%       |
| 34850  |       | 1     | 0.0%       |
| 34860  |       | 1     | 0.0%       |
| 34862  |       | 1     | 0.0%       |
| 34915  |       | 1     | 0.0%       |
| 34950  |       | 1     | 0.0%       |
| 34972  |       | 1     | 0.0%       |
| 3500   |       | 8     | 0.1%       |
| 35000  |       | 886   | 8.2%       |
| 350000 |       | 5     | 0.0%       |
| 35001  |       | 1     | 0.0%       |
| 35042  |       | 1     | 0.0%       |
| 35200  |       | 2     | 0.0%       |
| 35214  |       | 1     | 0.0%       |
| 35219  |       | 1     | 0.0%       |

# Q45\_A\_1

| Value  | Label | Cases | Percentage |
|--------|-------|-------|------------|
| 35240  |       | 1     | 0.0%       |
| 35250  |       | 1     | 0.0%       |
| 35280  |       | 1     | 0.0%       |
| 35300  |       | 1     | 0.0%       |
| 35311  |       | 1     | 0.0%       |
| 35359  |       | 1     | 0.0%       |
| 35400  |       | 4     | 0.0%       |
| 35420  |       | 2     | 0.0%       |
| 35480  |       | 1     | 0.0%       |
| 35500  |       | 11    | 0.1%       |
| 35520  |       | 1     | 0.0%       |
| 35540  |       | 1     | 0.0%       |
| 35550  |       | 2     | 0.0%       |
| 35600  |       | 11    | 0.1%       |
| 35614  |       | 1     | 0.0%       |
| 35623  |       | 1     | 0.0%       |
| 35630  |       | 1     | 0.0%       |
| 35635  |       | 2     | 0.0%       |
| 35640  |       | 2     | 0.0%       |
| 35650  |       | 1     | 0.0%       |
| 35680  |       | 1     | 0.0%       |
| 35685  |       | 1     | 0.0%       |
| 35700  |       | 2     | 0.0%       |
| 357000 |       | 1     | 0.0%       |
| 35750  |       | 1     | 0.0%       |
| 35780  |       | 1     | 0.0%       |
| 35788  |       | 1     | 0.0%       |
| 35800  |       | 13    | 0.1%       |
| 35850  |       | 1     | 0.0%       |
| 35857  |       | 1     | 0.0%       |
| 35858  |       | 1     | 0.0%       |
| 35900  |       | 2     | 0.0%       |
| 35932  |       | 1     | 0.0%       |
| 35941  |       | 1     | 0.0%       |
| 36000  |       | 140   | 1.3%       |
| 36068  |       | 1     | 0.0%       |
| 36100  |       | 1     | 0.0%       |
| 36158  |       | 1     | 0.0%       |
| 36167  |       | 1     | 0.0%       |
| 36200  |       | 1     | 0.0%       |
| 36232  |       | 1     | 0.0%       |
| 36237  |       | 1     | 0.0%       |
| 36238  |       | 1     | 0.0%       |
| 36250  |       | 1     | 0.0%       |
| 36280  |       | 1     | 0.0%       |

# Q45\_A\_1

| Value | Label | Cases | Percentage |
|-------|-------|-------|------------|
| 36360 |       | 1     | 0.0%       |
| 36400 |       | 4     | 0.0%       |
| 36448 |       | 2     | 0.0%       |
| 36450 |       | 1     | 0.0%       |
| 36460 |       | 1     | 0.0%       |
| 36480 |       | 1     | 0.0%       |
| 36495 |       | 1     | 0.0%       |
| 36500 |       | 23    | 0.2%       |
| 36520 |       | 1     | 0.0%       |
| 36541 |       | 1     | 0.0%       |
| 36548 |       | 2     | 0.0%       |
| 36574 |       | 1     | 0.0%       |
| 36580 |       | 1     | 0.0%       |
| 36600 |       | 1     | 0.0%       |
| 36604 |       | 1     | 0.0%       |
| 36609 |       | 1     | 0.0%       |
| 36616 |       | 1     | 0.0%       |
| 36800 |       | 2     | 0.0%       |
| 36804 |       | 1     | 0.0%       |
| 36820 |       | 1     | 0.0%       |
| 36824 |       | 1     | 0.0%       |
| 36855 |       | 1     | 0.0%       |
| 36873 |       | 1     | 0.0%       |
| 36874 |       | 2     | 0.0%       |
| 36875 |       | 1     | 0.0%       |
| 36900 |       | 2     | 0.0%       |
| 36922 |       | 1     | 0.0%       |
| 36960 |       | 1     | 0.0%       |
| 36964 |       | 1     | 0.0%       |
| 37000 |       | 70    | 0.6%       |
| 37016 |       | 1     | 0.0%       |
| 37039 |       | 1     | 0.0%       |
| 37090 |       | 2     | 0.0%       |
| 37106 |       | 1     | 0.0%       |
| 37107 |       | 1     | 0.0%       |
| 37120 |       | 1     | 0.0%       |
| 37200 |       | 3     | 0.0%       |
| 37222 |       | 1     | 0.0%       |
| 37250 |       | 2     | 0.0%       |
| 37280 |       | 1     | 0.0%       |
| 37300 |       | 1     | 0.0%       |
| 37350 |       | 1     | 0.0%       |
| 37400 |       | 1     | 0.0%       |
| 37450 |       | 3     | 0.0%       |
| 37500 |       | 15    | 0.1%       |

# Q45\_A\_1

| Value  | Label | Cases | Percentage |
|--------|-------|-------|------------|
| 375536 |       | 1     | 0.0%       |
| 37580  |       | 1     | 0.0%       |
| 37600  |       | 4     | 0.0%       |
| 37620  |       | 2     | 0.0%       |
| 37624  |       | 2     | 0.0%       |
| 37644  |       | 1     | 0.0%       |
| 37654  |       | 1     | 0.0%       |
| 37662  |       | 1     | 0.0%       |
| 37750  |       | 1     | 0.0%       |
| 37800  |       | 2     | 0.0%       |
| 37820  |       | 1     | 0.0%       |
| 37864  |       | 1     | 0.0%       |
| 37874  |       | 2     | 0.0%       |
| 37880  |       | 1     | 0.0%       |
| 37886  |       | 1     | 0.0%       |
| 37980  |       | 1     | 0.0%       |
| 38     |       | 1     | 0.0%       |
| 38000  |       | 208   | 1.9%       |
| 380000 |       | 1     | 0.0%       |
| 38180  |       | 1     | 0.0%       |
| 38200  |       | 3     | 0.0%       |
| 38221  |       | 1     | 0.0%       |
| 38250  |       | 1     | 0.0%       |
| 38272  |       | 1     | 0.0%       |
| 38300  |       | 1     | 0.0%       |
| 38317  |       | 1     | 0.0%       |
| 38400  |       | 2     | 0.0%       |
| 38420  |       | 1     | 0.0%       |
| 38450  |       | 2     | 0.0%       |
| 38458  |       | 1     | 0.0%       |
| 38500  |       | 21    | 0.2%       |
| 38520  |       | 2     | 0.0%       |
| 38540  |       | 2     | 0.0%       |
| 38542  |       | 1     | 0.0%       |
| 38560  |       | 1     | 0.0%       |
| 38580  |       | 1     | 0.0%       |
| 38600  |       | 3     | 0.0%       |
| 38650  |       | 1     | 0.0%       |
| 38700  |       | 2     | 0.0%       |
| 38760  |       | 1     | 0.0%       |
| 38800  |       | 1     | 0.0%       |
| 38932  |       | 1     | 0.0%       |
| 39000  |       | 53    | 0.5%       |
| 39170  |       | 1     | 0.0%       |
| 39200  |       | 2     | 0.0%       |

# Q45\_A\_1

| Value  | Label | Cases | Percentage |
|--------|-------|-------|------------|
| 39206  |       | 1     | 0.0%       |
| 39350  |       | 1     | 0.0%       |
| 39352  |       | 1     | 0.0%       |
| 39400  |       | 2     | 0.0%       |
| 39450  |       | 4     | 0.0%       |
| 39460  |       | 1     | 0.0%       |
| 39472  |       | 1     | 0.0%       |
| 39498  |       | 1     | 0.0%       |
| 39500  |       | 6     | 0.1%       |
| 39520  |       | 1     | 0.0%       |
| 39541  |       | 1     | 0.0%       |
| 39572  |       | 1     | 0.0%       |
| 39600  |       | 1     | 0.0%       |
| 39650  |       | 1     | 0.0%       |
| 39680  |       | 1     | 0.0%       |
| 39710  |       | 1     | 0.0%       |
| 39796  |       | 1     | 0.0%       |
| 39800  |       | 6     | 0.1%       |
| 39850  |       | 1     | 0.0%       |
| 39875  |       | 1     | 0.0%       |
| 39900  |       | 1     | 0.0%       |
| 39909  |       | 1     | 0.0%       |
| 39931  |       | 1     | 0.0%       |
| 39940  |       | 1     | 0.0%       |
| 4      |       | 1     | 0.0%       |
| 4000   |       | 25    | 0.2%       |
| 40000  |       | 495   | 4.6%       |
| 400000 |       | 6     | 0.1%       |
| 40040  |       | 1     | 0.0%       |
| 40060  |       | 2     | 0.0%       |
| 40105  |       | 1     | 0.0%       |
| 40144  |       | 1     | 0.0%       |
| 40180  |       | 1     | 0.0%       |
| 40200  |       | 1     | 0.0%       |
| 40220  |       | 1     | 0.0%       |
| 40250  |       | 1     | 0.0%       |
| 40500  |       | 1     | 0.0%       |
| 40521  |       | 1     | 0.0%       |
| 40523  |       | 1     | 0.0%       |
| 40600  |       | 2     | 0.0%       |
| 40936  |       | 1     | 0.0%       |
| 40960  |       | 1     | 0.0%       |
| 41000  |       | 30    | 0.3%       |
| 41023  |       | 1     | 0.0%       |
| 41100  |       | 1     | 0.0%       |



# Q45\_A\_1

| Value  | Label | Cases | Percentage |
|--------|-------|-------|------------|
| 41129  |       | 1     | 0.0%       |
| 41150  |       | 1     | 0.0%       |
| 41200  |       | 1     | 0.0%       |
| 41250  |       | 2     | 0.0%       |
| 41410  |       | 1     | 0.0%       |
| 41500  |       | 7     | 0.1%       |
| 41541  |       | 1     | 0.0%       |
| 41571  |       | 1     | 0.0%       |
| 41600  |       | 1     | 0.0%       |
| 41650  |       | 1     | 0.0%       |
| 41664  |       | 2     | 0.0%       |
| 41700  |       | 1     | 0.0%       |
| 41750  |       | 1     | 0.0%       |
| 41800  |       | 1     | 0.0%       |
| 41812  |       | 1     | 0.0%       |
| 41957  |       | 1     | 0.0%       |
| 41964  |       | 1     | 0.0%       |
| 4200   |       | 1     | 0.0%       |
| 42000  |       | 168   | 1.5%       |
| 420000 |       | 1     | 0.0%       |
| 420024 |       | 1     | 0.0%       |
| 42210  |       | 1     | 0.0%       |
| 42218  |       | 1     | 0.0%       |
| 42220  |       | 1     | 0.0%       |
| 42320  |       | 1     | 0.0%       |
| 42390  |       | 1     | 0.0%       |
| 42460  |       | 1     | 0.0%       |
| 42500  |       | 9     | 0.1%       |
| 42520  |       | 1     | 0.0%       |
| 42560  |       | 3     | 0.0%       |
| 42580  |       | 1     | 0.0%       |
| 42600  |       | 2     | 0.0%       |
| 42850  |       | 1     | 0.0%       |
| 42900  |       | 2     | 0.0%       |
| 43000  |       | 33    | 0.3%       |
| 43007  |       | 1     | 0.0%       |
| 43080  |       | 1     | 0.0%       |
| 43100  |       | 1     | 0.0%       |
| 43210  |       | 1     | 0.0%       |
| 43234  |       | 1     | 0.0%       |
| 43258  |       | 1     | 0.0%       |
| 43270  |       | 1     | 0.0%       |
| 43300  |       | 1     | 0.0%       |
| 43341  |       | 1     | 0.0%       |
| 43420  |       | 1     | 0.0%       |

# Q45\_A\_1

| Value  | Label | Cases | Percentage |
|--------|-------|-------|------------|
| 43450  |       | 1     | 0.0%       |
| 43500  |       | 4     | 0.0%       |
| 43550  |       | 1     | 0.0%       |
| 43650  |       | 1     | 0.0%       |
| 43665  |       | 1     | 0.0%       |
| 43699  |       | 1     | 0.0%       |
| 43800  |       | 1     | 0.0%       |
| 43894  |       | 1     | 0.0%       |
| 4400   |       | 1     | 0.0%       |
| 44000  |       | 24    | 0.2%       |
| 44200  |       | 1     | 0.0%       |
| 44240  |       | 1     | 0.0%       |
| 44290  |       | 1     | 0.0%       |
| 44300  |       | 1     | 0.0%       |
| 44333  |       | 1     | 0.0%       |
| 44360  |       | 1     | 0.0%       |
| 44372  |       | 1     | 0.0%       |
| 44500  |       | 2     | 0.0%       |
| 44525  |       | 1     | 0.0%       |
| 44650  |       | 1     | 0.0%       |
| 44800  |       | 1     | 0.0%       |
| 449    |       | 1     | 0.0%       |
| 44905  |       | 1     | 0.0%       |
| 4500   |       | 2     | 0.0%       |
| 45000  |       | 392   | 3.6%       |
| 450000 |       | 4     | 0.0%       |
| 45082  |       | 1     | 0.0%       |
| 45104  |       | 1     | 0.0%       |
| 45146  |       | 1     | 0.0%       |
| 45200  |       | 2     | 0.0%       |
| 45210  |       | 1     | 0.0%       |
| 45215  |       | 1     | 0.0%       |
| 45285  |       | 1     | 0.0%       |
| 45480  |       | 2     | 0.0%       |
| 45500  |       | 3     | 0.0%       |
| 45560  |       | 1     | 0.0%       |
| 45600  |       | 2     | 0.0%       |
| 45725  |       | 1     | 0.0%       |
| 45780  |       | 1     | 0.0%       |
| 45800  |       | 2     | 0.0%       |
| 45810  |       | 1     | 0.0%       |
| 45820  |       | 1     | 0.0%       |
| 45865  |       | 1     | 0.0%       |
| 45876  |       | 1     | 0.0%       |
| 45980  |       | 1     | 0.0%       |

**# Q45\_A\_1**

| <b>Value</b> | <b>Label</b> | <b>Cases</b> | <b>Percentage</b> |
|--------------|--------------|--------------|-------------------|
| 46000        |              | 21           | 0.2%              |
| 46169        |              | 1            | 0.0%              |
| 46202        |              | 1            | 0.0%              |
| 46274        |              | 1            | 0.0%              |
| 46384        |              | 1            | 0.0%              |
| 46400        |              | 2            | 0.0%              |
| 46500        |              | 3            | 0.0%              |
| 46541        |              | 1            | 0.0%              |
| 46558        |              | 1            | 0.0%              |
| 46580        |              | 1            | 0.0%              |
| 46647        |              | 1            | 0.0%              |
| 46781        |              | 1            | 0.0%              |
| 46850        |              | 1            | 0.0%              |
| 46924        |              | 1            | 0.0%              |
| 47000        |              | 21           | 0.2%              |
| 470000       |              | 1            | 0.0%              |
| 47080        |              | 1            | 0.0%              |
| 47210        |              | 1            | 0.0%              |
| 47240        |              | 1            | 0.0%              |
| 47300        |              | 1            | 0.0%              |
| 47500        |              | 2            | 0.0%              |
| 47580        |              | 1            | 0.0%              |
| 47600        |              | 1            | 0.0%              |
| 47700        |              | 1            | 0.0%              |
| 47800        |              | 1            | 0.0%              |
| 47850        |              | 1            | 0.0%              |
| 47861        |              | 1            | 0.0%              |
| 47970        |              | 1            | 0.0%              |
| 48           |              | 1            | 0.0%              |
| 4800         |              | 2            | 0.0%              |
| 48000        |              | 70           | 0.6%              |
| 48300        |              | 1            | 0.0%              |
| 48350        |              | 1            | 0.0%              |
| 48370        |              | 1            | 0.0%              |
| 48487        |              | 1            | 0.0%              |
| 48500        |              | 5            | 0.0%              |
| 48550        |              | 1            | 0.0%              |
| 48560        |              | 1            | 0.0%              |
| 48600        |              | 4            | 0.0%              |
| 48680        |              | 1            | 0.0%              |
| 48800        |              | 1            | 0.0%              |
| 48822        |              | 1            | 0.0%              |
| 48840        |              | 1            | 0.0%              |
| 48900        |              | 1            | 0.0%              |
| 48910        |              | 1            | 0.0%              |

# Q45\_A\_1

| Value  | Label | Cases | Percentage |
|--------|-------|-------|------------|
| 48950  |       | 1     | 0.0%       |
| 48965  |       | 1     | 0.0%       |
| 49000  |       | 10    | 0.1%       |
| 49200  |       | 1     | 0.0%       |
| 49300  |       | 1     | 0.0%       |
| 49500  |       | 2     | 0.0%       |
| 49530  |       | 1     | 0.0%       |
| 49541  |       | 1     | 0.0%       |
| 49580  |       | 1     | 0.0%       |
| 49740  |       | 1     | 0.0%       |
| 49800  |       | 2     | 0.0%       |
| 49824  |       | 2     | 0.0%       |
| 49909  |       | 1     | 0.0%       |
| 49990  |       | 1     | 0.0%       |
| 5000   |       | 65    | 0.6%       |
| 50000  |       | 278   | 2.6%       |
| 500000 |       | 1     | 0.0%       |
| 50110  |       | 1     | 0.0%       |
| 50250  |       | 1     | 0.0%       |
| 50300  |       | 1     | 0.0%       |
| 50507  |       | 1     | 0.0%       |
| 50883  |       | 3     | 0.0%       |
| 51000  |       | 2     | 0.0%       |
| 51141  |       | 1     | 0.0%       |
| 51350  |       | 1     | 0.0%       |
| 51500  |       | 3     | 0.0%       |
| 51600  |       | 1     | 0.0%       |
| 51832  |       | 1     | 0.0%       |
| 51870  |       | 1     | 0.0%       |
| 52     |       | 1     | 0.0%       |
| 5200   |       | 1     | 0.0%       |
| 52000  |       | 32    | 0.3%       |
| 52250  |       | 1     | 0.0%       |
| 52350  |       | 1     | 0.0%       |
| 52414  |       | 1     | 0.0%       |
| 52500  |       | 1     | 0.0%       |
| 52544  |       | 1     | 0.0%       |
| 52715  |       | 1     | 0.0%       |
| 52800  |       | 1     | 0.0%       |
| 528000 |       | 1     | 0.0%       |
| 52867  |       | 1     | 0.0%       |
| 52924  |       | 1     | 0.0%       |
| 52927  |       | 1     | 0.0%       |
| 53000  |       | 10    | 0.1%       |
| 53090  |       | 2     | 0.0%       |

# Q45\_A\_1

| Value  | Label | Cases | Percentage |
|--------|-------|-------|------------|
| 53200  |       | 1     | 0.0%       |
| 53277  |       | 1     | 0.0%       |
| 53400  |       | 1     | 0.0%       |
| 53450  |       | 1     | 0.0%       |
| 53500  |       | 1     | 0.0%       |
| 53550  |       | 1     | 0.0%       |
| 53610  |       | 1     | 0.0%       |
| 5400   |       | 1     | 0.0%       |
| 54000  |       | 18    | 0.2%       |
| 54200  |       | 1     | 0.0%       |
| 54295  |       | 1     | 0.0%       |
| 54500  |       | 1     | 0.0%       |
| 54600  |       | 1     | 0.0%       |
| 54797  |       | 1     | 0.0%       |
| 54800  |       | 1     | 0.0%       |
| 5500   |       | 3     | 0.0%       |
| 55000  |       | 78    | 0.7%       |
| 550000 |       | 2     | 0.0%       |
| 55250  |       | 1     | 0.0%       |
| 55400  |       | 1     | 0.0%       |
| 55555  |       | 1     | 0.0%       |
| 55630  |       | 1     | 0.0%       |
| 55750  |       | 1     | 0.0%       |
| 5600   |       | 1     | 0.0%       |
| 56000  |       | 12    | 0.1%       |
| 56338  |       | 1     | 0.0%       |
| 56663  |       | 1     | 0.0%       |
| 5680   |       | 1     | 0.0%       |
| 57000  |       | 6     | 0.1%       |
| 57167  |       | 1     | 0.0%       |
| 57500  |       | 1     | 0.0%       |
| 57672  |       | 1     | 0.0%       |
| 58000  |       | 23    | 0.2%       |
| 580000 |       | 2     | 0.0%       |
| 58300  |       | 1     | 0.0%       |
| 58500  |       | 4     | 0.0%       |
| 5900   |       | 1     | 0.0%       |
| 59000  |       | 3     | 0.0%       |
| 59800  |       | 1     | 0.0%       |
| 600    |       | 1     | 0.0%       |
| 6000   |       | 39    | 0.4%       |
| 60000  |       | 154   | 1.4%       |
| 60500  |       | 2     | 0.0%       |
| 60775  |       | 1     | 0.0%       |
| 6080   |       | 1     | 0.0%       |

# Q45\_A\_1

| Value  | Label | Cases | Percentage |
|--------|-------|-------|------------|
| 61000  |       | 3     | 0.0%       |
| 61420  |       | 1     | 0.0%       |
| 61668  |       | 1     | 0.0%       |
| 62000  |       | 12    | 0.1%       |
| 620000 |       | 1     | 0.0%       |
| 62500  |       | 3     | 0.0%       |
| 62570  |       | 1     | 0.0%       |
| 63169  |       | 1     | 0.0%       |
| 63707  |       | 1     | 0.0%       |
| 6400   |       | 1     | 0.0%       |
| 64000  |       | 6     | 0.1%       |
| 648000 |       | 1     | 0.0%       |
| 6500   |       | 2     | 0.0%       |
| 65000  |       | 85    | 0.8%       |
| 650000 |       | 1     | 0.0%       |
| 65082  |       | 1     | 0.0%       |
| 65200  |       | 1     | 0.0%       |
| 6560   |       | 1     | 0.0%       |
| 65687  |       | 1     | 0.0%       |
| 65800  |       | 3     | 0.0%       |
| 66000  |       | 4     | 0.0%       |
| 67000  |       | 1     | 0.0%       |
| 67200  |       | 1     | 0.0%       |
| 67500  |       | 1     | 0.0%       |
| 6800   |       | 3     | 0.0%       |
| 68000  |       | 10    | 0.1%       |
| 68443  |       | 1     | 0.0%       |
| 68500  |       | 1     | 0.0%       |
| 6890   |       | 1     | 0.0%       |
| 69000  |       | 3     | 0.0%       |
| 6955   |       | 1     | 0.0%       |
| 69593  |       | 1     | 0.0%       |
| 7000   |       | 37    | 0.3%       |
| 70000  |       | 52    | 0.5%       |
| 700000 |       | 2     | 0.0%       |
| 71000  |       | 1     | 0.0%       |
| 7200   |       | 1     | 0.0%       |
| 72000  |       | 5     | 0.0%       |
| 74000  |       | 1     | 0.0%       |
| 7500   |       | 19    | 0.2%       |
| 75000  |       | 72    | 0.7%       |
| 750000 |       | 1     | 0.0%       |
| 7540   |       | 1     | 0.0%       |
| 75500  |       | 1     | 0.0%       |
| 7560   |       | 1     | 0.0%       |

# Q45\_A\_1

| Value  | Label | Cases | Percentage |
|--------|-------|-------|------------|
| 75990  |       | 1     | 0.0%       |
| 7600   |       | 1     | 0.0%       |
| 76000  |       | 3     | 0.0%       |
| 76965  |       | 1     | 0.0%       |
| 77000  |       | 1     | 0.0%       |
| 78000  |       | 5     | 0.0%       |
| 7889   |       | 1     | 0.0%       |
| 79135  |       | 1     | 0.0%       |
| 7960   |       | 2     | 0.0%       |
| 800    |       | 2     | 0.0%       |
| 8000   |       | 70    | 0.6%       |
| 80000  |       | 59    | 0.5%       |
| 8048   |       | 1     | 0.0%       |
| 8100   |       | 1     | 0.0%       |
| 81000  |       | 1     | 0.0%       |
| 81600  |       | 1     | 0.0%       |
| 82000  |       | 1     | 0.0%       |
| 8250   |       | 1     | 0.0%       |
| 83000  |       | 1     | 0.0%       |
| 8306   |       | 1     | 0.0%       |
| 8350   |       | 1     | 0.0%       |
| 8355   |       | 1     | 0.0%       |
| 8400   |       | 2     | 0.0%       |
| 84000  |       | 1     | 0.0%       |
| 8450   |       | 1     | 0.0%       |
| 85     |       | 1     | 0.0%       |
| 8500   |       | 6     | 0.1%       |
| 85000  |       | 17    | 0.2%       |
| 850000 |       | 1     | 0.0%       |
| 8550   |       | 1     | 0.0%       |
| 8650   |       | 1     | 0.0%       |
| 8760   |       | 1     | 0.0%       |
| 8800   |       | 1     | 0.0%       |
| 89000  |       | 1     | 0.0%       |
| 8935   |       | 1     | 0.0%       |
| 8950   |       | 1     | 0.0%       |
| 9000   |       | 19    | 0.2%       |
| 90000  |       | 18    | 0.2%       |
| 90047  |       | 1     | 0.0%       |
| 9100   |       | 1     | 0.0%       |
| 91000  |       | 1     | 0.0%       |
| 92560  |       | 1     | 0.0%       |
| 92598  |       | 1     | 0.0%       |
| 93000  |       | 1     | 0.0%       |
| 9500   |       | 4     | 0.0%       |

# Q45\_A\_1

| Value | Label | Cases | Percentage |
|-------|-------|-------|------------|
| 95000 |       | 7     | 0.1%       |
| 960   |       | 1     | 0.0%       |
| 9600  |       | 5     | 0.0%       |
| 96000 |       | 2     | 0.0%       |
| 9700  |       | 1     | 0.0%       |
| 9720  |       | 2     | 0.0%       |
| 98000 |       | 3     | 0.0%       |
| 9860  |       | 1     | 0.0%       |
| 9999  |       | 2     | 0.0%       |

*Warning: these figures indicate the number of cases found in the data file. They cannot be interpreted as summary statistics of the population of interest.*

# Q45\_A\_2

|                    |   |
|--------------------|---|
| <b>Information</b> | [Type= discrete] [Format=character] [Missing=*] |
|--------------------|---|

|                           |                                 |
|---------------------------|---------------------------------|
| <b>Statistics [NW/ W]</b> | [Valid=10576 /-] [Invalid=0 /-] |
|---------------------------|---------------------------------|

| Value  | Label | Cases | Percentage |
|--------|-------|-------|------------|
| 0      |       | 8999  | 85.1%      |
| 1000   |       | 25    | 0.2%       |
| 10000  |       | 113   | 1.1%       |
| 10008  |       | 1     | 0.0%       |
| 10240  |       | 1     | 0.0%       |
| 10250  |       | 1     | 0.0%       |
| 10500  |       | 3     | 0.0%       |
| 10937  |       | 1     | 0.0%       |
| 11000  |       | 5     | 0.0%       |
| 11200  |       | 1     | 0.0%       |
| 11250  |       | 1     | 0.0%       |
| 1140   |       | 2     | 0.0%       |
| 11500  |       | 2     | 0.0%       |
| 12     |       | 2     | 0.0%       |
| 1200   |       | 16    | 0.2%       |
| 12000  |       | 46    | 0.4%       |
| 120000 |       | 1     | 0.0%       |
| 12043  |       | 1     | 0.0%       |
| 12400  |       | 1     | 0.0%       |
| 12476  |       | 1     | 0.0%       |
| 1250   |       | 2     | 0.0%       |
| 12500  |       | 6     | 0.1%       |
| 12700  |       | 1     | 0.0%       |
| 13000  |       | 3     | 0.0%       |
| 13600  |       | 1     | 0.0%       |
| 14000  |       | 4     | 0.0%       |
| 1450   |       | 1     | 0.0%       |
| 14525  |       | 1     | 0.0%       |
| 150    |       | 1     | 0.0%       |
| 1500   |       | 38    | 0.4%       |



# Q45\_A\_2

| Value  | Label | Cases | Percentage |
|--------|-------|-------|------------|
| 15000  |       | 72    | 0.7%       |
| 150000 |       | 1     | 0.0%       |
| 15500  |       | 1     | 0.0%       |
| 1580   |       | 1     | 0.0%       |
| 1600   |       | 4     | 0.0%       |
| 16000  |       | 1     | 0.0%       |
| 1650   |       | 1     | 0.0%       |
| 16800  |       | 1     | 0.0%       |
| 1700   |       | 2     | 0.0%       |
| 17000  |       | 4     | 0.0%       |
| 17340  |       | 1     | 0.0%       |
| 1750   |       | 1     | 0.0%       |
| 17500  |       | 1     | 0.0%       |
| 1791   |       | 1     | 0.0%       |
| 1800   |       | 5     | 0.0%       |
| 18000  |       | 12    | 0.1%       |
| 18500  |       | 4     | 0.0%       |
| 19000  |       | 1     | 0.0%       |
| 19450  |       | 1     | 0.0%       |
| 19600  |       | 1     | 0.0%       |
| 20     |       | 3     | 0.0%       |
| 2000   |       | 136   | 1.3%       |
| 20000  |       | 49    | 0.5%       |
| 200000 |       | 1     | 0.0%       |
| 2100   |       | 4     | 0.0%       |
| 21000  |       | 4     | 0.0%       |
| 2150   |       | 1     | 0.0%       |
| 21500  |       | 1     | 0.0%       |
| 22     |       | 1     | 0.0%       |
| 2200   |       | 6     | 0.1%       |
| 22000  |       | 4     | 0.0%       |
| 2250   |       | 3     | 0.0%       |
| 2266   |       | 1     | 0.0%       |
| 2300   |       | 2     | 0.0%       |
| 23000  |       | 7     | 0.1%       |
| 2320   |       | 1     | 0.0%       |
| 23500  |       | 1     | 0.0%       |
| 2400   |       | 3     | 0.0%       |
| 24000  |       | 4     | 0.0%       |
| 24400  |       | 1     | 0.0%       |
| 2450   |       | 2     | 0.0%       |
| 250    |       | 1     | 0.0%       |
| 2500   |       | 112   | 1.1%       |
| 25000  |       | 25    | 0.2%       |
| 2550   |       | 1     | 0.0%       |

# Q45\_A\_2

| Value  | Label | Cases | Percentage |
|--------|-------|-------|------------|
| 2580   |       | 1     | 0.0%       |
| 260    |       | 1     | 0.0%       |
| 2600   |       | 2     | 0.0%       |
| 26000  |       | 1     | 0.0%       |
| 2625   |       | 1     | 0.0%       |
| 2750   |       | 1     | 0.0%       |
| 2770   |       | 1     | 0.0%       |
| 2779   |       | 1     | 0.0%       |
| 2800   |       | 13    | 0.1%       |
| 28000  |       | 3     | 0.0%       |
| 2900   |       | 1     | 0.0%       |
| 29000  |       | 2     | 0.0%       |
| 2950   |       | 1     | 0.0%       |
| 300    |       | 1     | 0.0%       |
| 3000   |       | 94    | 0.9%       |
| 30000  |       | 14    | 0.1%       |
| 3150   |       | 1     | 0.0%       |
| 32     |       | 1     | 0.0%       |
| 3200   |       | 6     | 0.1%       |
| 32000  |       | 2     | 0.0%       |
| 33000  |       | 1     | 0.0%       |
| 33250  |       | 1     | 0.0%       |
| 3400   |       | 2     | 0.0%       |
| 34000  |       | 1     | 0.0%       |
| 34037  |       | 1     | 0.0%       |
| 3450   |       | 1     | 0.0%       |
| 34972  |       | 1     | 0.0%       |
| 3500   |       | 23    | 0.2%       |
| 35000  |       | 9     | 0.1%       |
| 357000 |       | 1     | 0.0%       |
| 3600   |       | 3     | 0.0%       |
| 36900  |       | 1     | 0.0%       |
| 37000  |       | 1     | 0.0%       |
| 3750   |       | 2     | 0.0%       |
| 37685  |       | 1     | 0.0%       |
| 3800   |       | 3     | 0.0%       |
| 38000  |       | 1     | 0.0%       |
| 3900   |       | 1     | 0.0%       |
| 4000   |       | 50    | 0.5%       |
| 40000  |       | 6     | 0.1%       |
| 4200   |       | 4     | 0.0%       |
| 4250   |       | 1     | 0.0%       |
| 4300   |       | 1     | 0.0%       |
| 4400   |       | 1     | 0.0%       |
| 4500   |       | 11    | 0.1%       |

# Q45\_A\_2

| Value  | Label | Cases | Percentage |
|--------|-------|-------|------------|
| 45000  |       | 1     | 0.0%       |
| 4600   |       | 1     | 0.0%       |
| 4800   |       | 3     | 0.0%       |
| 48000  |       | 2     | 0.0%       |
| 4900   |       | 1     | 0.0%       |
| 49000  |       | 1     | 0.0%       |
| 5      |       | 1     | 0.0%       |
| 500    |       | 11    | 0.1%       |
| 5000   |       | 227   | 2.1%       |
| 50000  |       | 7     | 0.1%       |
| 5100   |       | 1     | 0.0%       |
| 5150   |       | 1     | 0.0%       |
| 5200   |       | 3     | 0.0%       |
| 5250   |       | 1     | 0.0%       |
| 52920  |       | 1     | 0.0%       |
| 535    |       | 1     | 0.0%       |
| 5400   |       | 1     | 0.0%       |
| 550    |       | 2     | 0.0%       |
| 5500   |       | 16    | 0.2%       |
| 55000  |       | 1     | 0.0%       |
| 5600   |       | 2     | 0.0%       |
| 5700   |       | 1     | 0.0%       |
| 5800   |       | 4     | 0.0%       |
| 600    |       | 3     | 0.0%       |
| 6000   |       | 34    | 0.3%       |
| 60000  |       | 2     | 0.0%       |
| 6250   |       | 1     | 0.0%       |
| 6260   |       | 1     | 0.0%       |
| 6400   |       | 1     | 0.0%       |
| 650    |       | 1     | 0.0%       |
| 6500   |       | 14    | 0.1%       |
| 6600   |       | 1     | 0.0%       |
| 6700   |       | 1     | 0.0%       |
| 680    |       | 1     | 0.0%       |
| 6800   |       | 3     | 0.0%       |
| 6900   |       | 1     | 0.0%       |
| 7      |       | 1     | 0.0%       |
| 7000   |       | 30    | 0.3%       |
| 70000  |       | 3     | 0.0%       |
| 700000 |       | 1     | 0.0%       |
| 750    |       | 2     | 0.0%       |
| 7500   |       | 15    | 0.1%       |
| 75000  |       | 2     | 0.0%       |
| 7800   |       | 2     | 0.0%       |
| 8      |       | 13    | 0.1%       |

# Q45\_A\_2

| Value | Label | Cases | Percentage |
|-------|-------|-------|------------|
| 800   |       | 6     | 0.1%       |
| 8000  |       | 49    | 0.5%       |
| 80000 |       | 3     | 0.0%       |
| 8100  |       | 1     | 0.0%       |
| 8200  |       | 2     | 0.0%       |
| 8400  |       | 2     | 0.0%       |
| 850   |       | 1     | 0.0%       |
| 8500  |       | 17    | 0.2%       |
| 85000 |       | 1     | 0.0%       |
| 8575  |       | 1     | 0.0%       |
| 860   |       | 1     | 0.0%       |
| 8700  |       | 1     | 0.0%       |
| 8780  |       | 2     | 0.0%       |
| 9000  |       | 9     | 0.1%       |
| 9324  |       | 1     | 0.0%       |
| 9500  |       | 3     | 0.0%       |
| 960   |       | 1     | 0.0%       |
| 9600  |       | 2     | 0.0%       |
| 9800  |       | 2     | 0.0%       |
| 9999  |       | 1     | 0.0%       |

Warning: these figures indicate the number of cases found in the data file. They cannot be interpreted as summary statistics of the population of interest.

# Q45\_A\_3

|                           |   |
|---------------------------|---|
| <b>Information</b>        | [Type= discrete] [Format=character] [Missing=*] |
| <b>Statistics [NW/ W]</b> | [Valid=10576 /-] [Invalid=0 /-]                 |

| Value | Label | Cases | Percentage |
|-------|-------|-------|------------|
| 0     |       | 9893  | 93.5%      |
| 100   |       | 1     | 0.0%       |
| 1000  |       | 53    | 0.5%       |
| 10000 |       | 12    | 0.1%       |
| 1100  |       | 1     | 0.0%       |
| 1180  |       | 2     | 0.0%       |
| 1200  |       | 11    | 0.1%       |
| 12000 |       | 3     | 0.0%       |
| 1250  |       | 4     | 0.0%       |
| 1280  |       | 1     | 0.0%       |
| 1400  |       | 1     | 0.0%       |
| 14000 |       | 1     | 0.0%       |
| 14400 |       | 1     | 0.0%       |
| 150   |       | 2     | 0.0%       |
| 1500  |       | 31    | 0.3%       |
| 15000 |       | 3     | 0.0%       |
| 16000 |       | 1     | 0.0%       |
| 17000 |       | 1     | 0.0%       |
| 1750  |       | 1     | 0.0%       |

# Q45\_A\_3

| Value  | Label | Cases | Percentage |
|--------|-------|-------|------------|
| 180    |       | 9     | 0.1%       |
| 1800   |       | 5     | 0.0%       |
| 1850   |       | 1     | 0.0%       |
| 200    |       | 7     | 0.1%       |
| 2000   |       | 75    | 0.7%       |
| 20000  |       | 3     | 0.0%       |
| 21000  |       | 2     | 0.0%       |
| 22000  |       | 1     | 0.0%       |
| 22500  |       | 1     | 0.0%       |
| 2300   |       | 1     | 0.0%       |
| 2400   |       | 4     | 0.0%       |
| 250    |       | 11    | 0.1%       |
| 2500   |       | 29    | 0.3%       |
| 25000  |       | 1     | 0.0%       |
| 27000  |       | 1     | 0.0%       |
| 275    |       | 1     | 0.0%       |
| 2800   |       | 1     | 0.0%       |
| 300    |       | 8     | 0.1%       |
| 3000   |       | 46    | 0.4%       |
| 30000  |       | 3     | 0.0%       |
| 3200   |       | 3     | 0.0%       |
| 32500  |       | 2     | 0.0%       |
| 350    |       | 2     | 0.0%       |
| 3500   |       | 4     | 0.0%       |
| 357000 |       | 1     | 0.0%       |
| 360    |       | 1     | 0.0%       |
| 36500  |       | 1     | 0.0%       |
| 400    |       | 13    | 0.1%       |
| 4000   |       | 20    | 0.2%       |
| 40000  |       | 1     | 0.0%       |
| 43200  |       | 1     | 0.0%       |
| 450    |       | 1     | 0.0%       |
| 4500   |       | 5     | 0.0%       |
| 4800   |       | 1     | 0.0%       |
| 50     |       | 1     | 0.0%       |
| 500    |       | 154   | 1.5%       |
| 5000   |       | 47    | 0.4%       |
| 5500   |       | 2     | 0.0%       |
| 60     |       | 2     | 0.0%       |
| 600    |       | 9     | 0.1%       |
| 6000   |       | 7     | 0.1%       |
| 625    |       | 1     | 0.0%       |
| 6500   |       | 2     | 0.0%       |
| 660    |       | 1     | 0.0%       |
| 6600   |       | 1     | 0.0%       |

# Q45\_A\_3

| Value | Label | Cases | Percentage |
|-------|-------|-------|------------|
| 700   |       | 2     | 0.0%       |
| 7000  |       | 1     | 0.0%       |
| 720   |       | 2     | 0.0%       |
| 75    |       | 5     | 0.0%       |
| 750   |       | 9     | 0.1%       |
| 7500  |       | 5     | 0.0%       |
| 8     |       | 22    | 0.2%       |
| 800   |       | 3     | 0.0%       |
| 8000  |       | 2     | 0.0%       |
| 850   |       | 2     | 0.0%       |
| 8500  |       | 1     | 0.0%       |
| 900   |       | 4     | 0.0%       |
| 9000  |       | 1     | 0.0%       |
| 99999 |       | 1     | 0.0%       |

Warning: these figures indicate the number of cases found in the data file. They cannot be interpreted as summary statistics of the population of interest.

# Q45\_B\_1

|                    |   |
|--------------------|---|
| <b>Information</b> | [Type= discrete] [Format=character] [Missing=*] |
|--------------------|---|

|                           |                                |
|---------------------------|--------------------------------|
| <b>Statistics [NW/ W]</b> | [Valid=6496 /-] [Invalid=0 /-] |
|---------------------------|--------------------------------|

| Value | Label | Cases | Percentage |
|-------|-------|-------|------------|
| 0     |       | 10    | 0.2%       |
| 100   |       | 3     | 0.0%       |
| 1000  |       | 965   | 14.9%      |
| 10000 |       | 4     | 0.1%       |
| 1030  |       | 1     | 0.0%       |
| 1050  |       | 3     | 0.0%       |
| 1060  |       | 1     | 0.0%       |
| 1080  |       | 1     | 0.0%       |
| 1100  |       | 96    | 1.5%       |
| 1150  |       | 10    | 0.2%       |
| 120   |       | 1     | 0.0%       |
| 1200  |       | 963   | 14.8%      |
| 12000 |       | 2     | 0.0%       |
| 1250  |       | 32    | 0.5%       |
| 12600 |       | 1     | 0.0%       |
| 1300  |       | 199   | 3.1%       |
| 1350  |       | 12    | 0.2%       |
| 1360  |       | 1     | 0.0%       |
| 1400  |       | 58    | 0.9%       |
| 1450  |       | 2     | 0.0%       |
| 150   |       | 11    | 0.2%       |
| 1500  |       | 1065  | 16.4%      |
| 15000 |       | 4     | 0.1%       |
| 1508  |       | 1     | 0.0%       |
| 1550  |       | 2     | 0.0%       |

# Q45\_B\_1

| Value | Label | Cases | Percentage |
|-------|-------|-------|------------|
| 1600  |       | 54    | 0.8%       |
| 1625  |       | 1     | 0.0%       |
| 1700  |       | 63    | 1.0%       |
| 17000 |       | 1     | 0.0%       |
| 1750  |       | 20    | 0.3%       |
| 180   |       | 1     | 0.0%       |
| 1800  |       | 148   | 2.3%       |
| 1850  |       | 9     | 0.1%       |
| 1900  |       | 4     | 0.1%       |
| 1950  |       | 1     | 0.0%       |
| 19500 |       | 1     | 0.0%       |
| 200   |       | 24    | 0.4%       |
| 2000  |       | 437   | 6.7%       |
| 20000 |       | 1     | 0.0%       |
| 2008  |       | 1     | 0.0%       |
| 2100  |       | 3     | 0.0%       |
| 2200  |       | 21    | 0.3%       |
| 2250  |       | 5     | 0.1%       |
| 2300  |       | 10    | 0.2%       |
| 2400  |       | 6     | 0.1%       |
| 25    |       | 1     | 0.0%       |
| 250   |       | 13    | 0.2%       |
| 2500  |       | 85    | 1.3%       |
| 25000 |       | 1     | 0.0%       |
| 25600 |       | 1     | 0.0%       |
| 2700  |       | 1     | 0.0%       |
| 275   |       | 1     | 0.0%       |
| 280   |       | 1     | 0.0%       |
| 2800  |       | 2     | 0.0%       |
| 3     |       | 1     | 0.0%       |
| 300   |       | 42    | 0.6%       |
| 3000  |       | 15    | 0.2%       |
| 31000 |       | 1     | 0.0%       |
| 3200  |       | 2     | 0.0%       |
| 325   |       | 1     | 0.0%       |
| 350   |       | 24    | 0.4%       |
| 3500  |       | 5     | 0.1%       |
| 360   |       | 1     | 0.0%       |
| 375   |       | 2     | 0.0%       |
| 40    |       | 1     | 0.0%       |
| 400   |       | 67    | 1.0%       |
| 4000  |       | 2     | 0.0%       |
| 420   |       | 1     | 0.0%       |
| 440   |       | 1     | 0.0%       |
| 450   |       | 23    | 0.4%       |

# Q45\_B\_1

| Value | Label | Cases | Percentage |
|-------|-------|-------|------------|
| 460   |       | 3     | 0.0%       |
| 475   |       | 1     | 0.0%       |
| 48    |       | 1     | 0.0%       |
| 480   |       | 3     | 0.0%       |
| 490   |       | 1     | 0.0%       |
| 500   |       | 349   | 5.4%       |
| 505   |       | 5     | 0.1%       |
| 520   |       | 2     | 0.0%       |
| 540   |       | 1     | 0.0%       |
| 550   |       | 18    | 0.3%       |
| 560   |       | 1     | 0.0%       |
| 562   |       | 1     | 0.0%       |
| 570   |       | 5     | 0.1%       |
| 575   |       | 6     | 0.1%       |
| 580   |       | 1     | 0.0%       |
| 595   |       | 1     | 0.0%       |
| 600   |       | 261   | 4.0%       |
| 615   |       | 12    | 0.2%       |
| 620   |       | 3     | 0.0%       |
| 625   |       | 1     | 0.0%       |
| 630   |       | 6     | 0.1%       |
| 640   |       | 2     | 0.0%       |
| 650   |       | 48    | 0.7%       |
| 675   |       | 2     | 0.0%       |
| 680   |       | 12    | 0.2%       |
| 685   |       | 1     | 0.0%       |
| 70    |       | 1     | 0.0%       |
| 700   |       | 257   | 4.0%       |
| 7000  |       | 1     | 0.0%       |
| 710   |       | 70    | 1.1%       |
| 715   |       | 1     | 0.0%       |
| 720   |       | 113   | 1.7%       |
| 722   |       | 1     | 0.0%       |
| 725   |       | 1     | 0.0%       |
| 726   |       | 1     | 0.0%       |
| 728   |       | 1     | 0.0%       |
| 730   |       | 18    | 0.3%       |
| 735   |       | 1     | 0.0%       |
| 740   |       | 6     | 0.1%       |
| 75    |       | 1     | 0.0%       |
| 750   |       | 125   | 1.9%       |
| 758   |       | 3     | 0.0%       |
| 760   |       | 2     | 0.0%       |
| 780   |       | 2     | 0.0%       |
| 80    |       | 2     | 0.0%       |



# Q45\_B\_1

| Value | Label | Cases | Percentage |
|-------|-------|-------|------------|
| 800   |       | 419   | 6.5%       |
| 8000  |       | 2     | 0.0%       |
| 850   |       | 36    | 0.6%       |
| 8500  |       | 1     | 0.0%       |
| 875   |       | 1     | 0.0%       |
| 890   |       | 1     | 0.0%       |
| 90    |       | 1     | 0.0%       |
| 900   |       | 114   | 1.8%       |
| 920   |       | 1     | 0.0%       |
| 950   |       | 12    | 0.2%       |

Warning: these figures indicate the number of cases found in the data file. They cannot be interpreted as summary statistics of the population of interest.

# Q45\_B\_2

**Information** [Type= discrete] [Format=character] [Missing=\*]

**Statistics [NW/ W]** [Valid=6496 /-] [Invalid=0 /-]

| Value | Label | Cases | Percentage |
|-------|-------|-------|------------|
| 0     |       | 116   | 1.8%       |
| 1     |       | 9     | 0.1%       |
| 10    |       | 386   | 5.9%       |
| 11    |       | 23    | 0.4%       |
| 12    |       | 353   | 5.4%       |
| 13    |       | 55    | 0.8%       |
| 14    |       | 99    | 1.5%       |
| 15    |       | 840   | 12.9%      |
| 16    |       | 187   | 2.9%       |
| 17    |       | 62    | 1.0%       |
| 18    |       | 386   | 5.9%       |
| 19    |       | 75    | 1.2%       |
| 2     |       | 25    | 0.4%       |
| 20    |       | 1428  | 22.0%      |
| 21    |       | 155   | 2.4%       |
| 22    |       | 455   | 7.0%       |
| 23    |       | 141   | 2.2%       |
| 24    |       | 283   | 4.4%       |
| 25    |       | 640   | 9.9%       |
| 26    |       | 147   | 2.3%       |
| 27    |       | 26    | 0.4%       |
| 28    |       | 113   | 1.7%       |
| 29    |       | 13    | 0.2%       |
| 3     |       | 26    | 0.4%       |
| 30    |       | 110   | 1.7%       |
| 31    |       | 3     | 0.0%       |
| 32    |       | 1     | 0.0%       |
| 38    |       | 3     | 0.0%       |
| 4     |       | 45    | 0.7%       |

# Q45\_B\_2

| Value | Label | Cases | Percentage |
|-------|-------|-------|------------|
| 40    |       | 1     | 0.0%       |
| 48    |       | 2     | 0.0%       |
| 5     |       | 91    | 1.4%       |
| 6     |       | 48    | 0.7%       |
| 7     |       | 27    | 0.4%       |
| 75    |       | 1     | 0.0%       |
| 8     |       | 103   | 1.6%       |
| 9     |       | 18    | 0.3%       |

Warning: these figures indicate the number of cases found in the data file. They cannot be interpreted as summary statistics of the population of interest.

# Q45\_B\_3

|                           |   |
|---------------------------|---|
| <b>Information</b>        | [Type= discrete] [Format=character] [Missing=*] |
| <b>Statistics [NW/ W]</b> | [Valid=6590 /-] [Invalid=0 /-]                  |

| Value  | Label | Cases | Percentage |
|--------|-------|-------|------------|
| 0      |       | 131   | 2.0%       |
| 100    |       | 1     | 0.0%       |
| 1000   |       | 5     | 0.1%       |
| 10000  |       | 157   | 2.4%       |
| 100000 |       | 1     | 0.0%       |
| 10080  |       | 1     | 0.0%       |
| 10120  |       | 1     | 0.0%       |
| 10200  |       | 8     | 0.1%       |
| 10350  |       | 1     | 0.0%       |
| 10400  |       | 5     | 0.1%       |
| 10500  |       | 51    | 0.8%       |
| 10605  |       | 2     | 0.0%       |
| 10710  |       | 1     | 0.0%       |
| 10800  |       | 21    | 0.3%       |
| 10950  |       | 1     | 0.0%       |
| 11000  |       | 35    | 0.5%       |
| 11160  |       | 1     | 0.0%       |
| 11200  |       | 17    | 0.3%       |
| 11240  |       | 1     | 0.0%       |
| 11250  |       | 15    | 0.2%       |
| 11400  |       | 1     | 0.0%       |
| 11500  |       | 10    | 0.2%       |
| 11550  |       | 1     | 0.0%       |
| 11680  |       | 1     | 0.0%       |
| 11700  |       | 5     | 0.1%       |
| 11875  |       | 1     | 0.0%       |
| 11900  |       | 1     | 0.0%       |
| 11970  |       | 1     | 0.0%       |
| 1200   |       | 9     | 0.1%       |
| 12000  |       | 281   | 4.3%       |
| 12100  |       | 2     | 0.0%       |

# Q45\_B\_3

| Value  | Label | Cases | Percentage |
|--------|-------|-------|------------|
| 12240  |       | 1     | 0.0%       |
| 12350  |       | 2     | 0.0%       |
| 12500  |       | 49    | 0.7%       |
| 12540  |       | 1     | 0.0%       |
| 12600  |       | 14    | 0.2%       |
| 12750  |       | 3     | 0.0%       |
| 12800  |       | 12    | 0.2%       |
| 12960  |       | 1     | 0.0%       |
| 13000  |       | 30    | 0.5%       |
| 13125  |       | 1     | 0.0%       |
| 13140  |       | 2     | 0.0%       |
| 13200  |       | 29    | 0.4%       |
| 13300  |       | 2     | 0.0%       |
| 13340  |       | 1     | 0.0%       |
| 13500  |       | 22    | 0.3%       |
| 13530  |       | 2     | 0.0%       |
| 13600  |       | 7     | 0.1%       |
| 13640  |       | 1     | 0.0%       |
| 13680  |       | 1     | 0.0%       |
| 13700  |       | 1     | 0.0%       |
| 13750  |       | 3     | 0.0%       |
| 13800  |       | 5     | 0.1%       |
| 13870  |       | 3     | 0.0%       |
| 1400   |       | 4     | 0.1%       |
| 14000  |       | 60    | 0.9%       |
| 14080  |       | 1     | 0.0%       |
| 14200  |       | 1     | 0.0%       |
| 14210  |       | 1     | 0.0%       |
| 14250  |       | 1     | 0.0%       |
| 14300  |       | 10    | 0.2%       |
| 1440   |       | 1     | 0.0%       |
| 14400  |       | 105   | 1.6%       |
| 14600  |       | 3     | 0.0%       |
| 14700  |       | 3     | 0.0%       |
| 14720  |       | 1     | 0.0%       |
| 14910  |       | 17    | 0.3%       |
| 14950  |       | 1     | 0.0%       |
| 14960  |       | 4     | 0.1%       |
| 1500   |       | 5     | 0.1%       |
| 15000  |       | 275   | 4.2%       |
| 150000 |       | 1     | 0.0%       |
| 15015  |       | 1     | 0.0%       |
| 15120  |       | 33    | 0.5%       |
| 15200  |       | 2     | 0.0%       |
| 15300  |       | 2     | 0.0%       |

# Q45\_B\_3

| Value  | Label | Cases | Percentage |
|--------|-------|-------|------------|
| 15330  |       | 1     | 0.0%       |
| 15360  |       | 1     | 0.0%       |
| 15375  |       | 7     | 0.1%       |
| 15400  |       | 30    | 0.5%       |
| 15540  |       | 1     | 0.0%       |
| 15600  |       | 24    | 0.4%       |
| 15620  |       | 23    | 0.3%       |
| 15640  |       | 1     | 0.0%       |
| 15750  |       | 2     | 0.0%       |
| 15840  |       | 48    | 0.7%       |
| 1600   |       | 5     | 0.1%       |
| 16000  |       | 119   | 1.8%       |
| 160000 |       | 1     | 0.0%       |
| 16016  |       | 1     | 0.0%       |
| 16100  |       | 4     | 0.1%       |
| 16200  |       | 9     | 0.1%       |
| 16250  |       | 7     | 0.1%       |
| 16330  |       | 14    | 0.2%       |
| 16500  |       | 18    | 0.3%       |
| 16560  |       | 9     | 0.1%       |
| 16800  |       | 40    | 0.6%       |
| 16875  |       | 1     | 0.0%       |
| 16900  |       | 4     | 0.1%       |
| 17000  |       | 21    | 0.3%       |
| 170000 |       | 1     | 0.0%       |
| 17040  |       | 13    | 0.2%       |
| 17100  |       | 2     | 0.0%       |
| 17250  |       | 2     | 0.0%       |
| 17280  |       | 8     | 0.1%       |
| 17400  |       | 1     | 0.0%       |
| 17500  |       | 30    | 0.5%       |
| 17550  |       | 1     | 0.0%       |
| 17600  |       | 31    | 0.5%       |
| 17680  |       | 1     | 0.0%       |
| 1800   |       | 6     | 0.1%       |
| 18000  |       | 278   | 4.2%       |
| 18050  |       | 1     | 0.0%       |
| 18125  |       | 1     | 0.0%       |
| 18200  |       | 14    | 0.2%       |
| 18240  |       | 1     | 0.0%       |
| 18250  |       | 2     | 0.0%       |
| 18400  |       | 8     | 0.1%       |
| 18450  |       | 3     | 0.0%       |
| 18500  |       | 3     | 0.0%       |
| 18600  |       | 1     | 0.0%       |

# Q45\_B\_3

| Value  | Label | Cases | Percentage |
|--------|-------|-------|------------|
| 18700  |       | 8     | 0.1%       |
| 18720  |       | 1     | 0.0%       |
| 1875   |       | 1     | 0.0%       |
| 18750  |       | 32    | 0.5%       |
| 18900  |       | 6     | 0.1%       |
| 18950  |       | 1     | 0.0%       |
| 18980  |       | 1     | 0.0%       |
| 1900   |       | 2     | 0.0%       |
| 19000  |       | 7     | 0.1%       |
| 19200  |       | 65    | 1.0%       |
| 19500  |       | 58    | 0.9%       |
| 19550  |       | 1     | 0.0%       |
| 19580  |       | 1     | 0.0%       |
| 19600  |       | 7     | 0.1%       |
| 19708  |       | 1     | 0.0%       |
| 19760  |       | 1     | 0.0%       |
| 19800  |       | 11    | 0.2%       |
| 19845  |       | 1     | 0.0%       |
| 19880  |       | 1     | 0.0%       |
| 19950  |       | 1     | 0.0%       |
| 200    |       | 1     | 0.0%       |
| 2000   |       | 22    | 0.3%       |
| 20000  |       | 280   | 4.2%       |
| 200000 |       | 1     | 0.0%       |
| 20160  |       | 1     | 0.0%       |
| 20250  |       | 1     | 0.0%       |
| 20300  |       | 1     | 0.0%       |
| 20328  |       | 1     | 0.0%       |
| 20400  |       | 16    | 0.2%       |
| 20440  |       | 1     | 0.0%       |
| 20700  |       | 5     | 0.1%       |
| 20720  |       | 2     | 0.0%       |
| 20800  |       | 27    | 0.4%       |
| 20900  |       | 3     | 0.0%       |
| 2100   |       | 3     | 0.0%       |
| 21000  |       | 56    | 0.8%       |
| 21200  |       | 1     | 0.0%       |
| 21250  |       | 5     | 0.1%       |
| 21600  |       | 101   | 1.5%       |
| 21840  |       | 1     | 0.0%       |
| 21850  |       | 1     | 0.0%       |
| 22000  |       | 70    | 1.1%       |
| 22100  |       | 2     | 0.0%       |
| 2240   |       | 1     | 0.0%       |
| 22400  |       | 11    | 0.2%       |

# Q45\_B\_3

| Value  | Label | Cases | Percentage |
|--------|-------|-------|------------|
| 2250   |       | 1     | 0.0%       |
| 22500  |       | 163   | 2.5%       |
| 226800 |       | 1     | 0.0%       |
| 22740  |       | 1     | 0.0%       |
| 22800  |       | 19    | 0.3%       |
| 22950  |       | 1     | 0.0%       |
| 23000  |       | 23    | 0.3%       |
| 230000 |       | 1     | 0.0%       |
| 2304   |       | 1     | 0.0%       |
| 23100  |       | 5     | 0.1%       |
| 23200  |       | 2     | 0.0%       |
| 23250  |       | 1     | 0.0%       |
| 23400  |       | 17    | 0.3%       |
| 23690  |       | 1     | 0.0%       |
| 23750  |       | 2     | 0.0%       |
| 2400   |       | 14    | 0.2%       |
| 24000  |       | 351   | 5.3%       |
| 240000 |       | 1     | 0.0%       |
| 24200  |       | 10    | 0.2%       |
| 24300  |       | 2     | 0.0%       |
| 24700  |       | 3     | 0.0%       |
| 2500   |       | 6     | 0.1%       |
| 25000  |       | 135   | 2.0%       |
| 25200  |       | 22    | 0.3%       |
| 25300  |       | 1     | 0.0%       |
| 25500  |       | 25    | 0.4%       |
| 25600  |       | 3     | 0.0%       |
| 25650  |       | 1     | 0.0%       |
| 2600   |       | 1     | 0.0%       |
| 26000  |       | 72    | 1.1%       |
| 26250  |       | 4     | 0.1%       |
| 26400  |       | 56    | 0.8%       |
| 26600  |       | 1     | 0.0%       |
| 2700   |       | 2     | 0.0%       |
| 27000  |       | 93    | 1.4%       |
| 27200  |       | 2     | 0.0%       |
| 27300  |       | 5     | 0.1%       |
| 2750   |       | 1     | 0.0%       |
| 27500  |       | 8     | 0.1%       |
| 27600  |       | 8     | 0.1%       |
| 276000 |       | 1     | 0.0%       |
| 27750  |       | 1     | 0.0%       |
| 2800   |       | 2     | 0.0%       |
| 28000  |       | 44    | 0.7%       |
| 28500  |       | 11    | 0.2%       |

# Q45\_B\_3

| Value  | Label | Cases | Percentage |
|--------|-------|-------|------------|
| 28600  |       | 17    | 0.3%       |
| 28750  |       | 3     | 0.0%       |
| 28800  |       | 42    | 0.6%       |
| 28900  |       | 1     | 0.0%       |
| 29000  |       | 4     | 0.1%       |
| 29400  |       | 1     | 0.0%       |
| 29750  |       | 1     | 0.0%       |
| 29900  |       | 2     | 0.0%       |
| 3000   |       | 40    | 0.6%       |
| 30000  |       | 473   | 7.2%       |
| 300000 |       | 1     | 0.0%       |
| 30120  |       | 1     | 0.0%       |
| 30400  |       | 2     | 0.0%       |
| 30600  |       | 8     | 0.1%       |
| 30800  |       | 9     | 0.1%       |
| 31200  |       | 21    | 0.3%       |
| 31250  |       | 3     | 0.0%       |
| 31500  |       | 14    | 0.2%       |
| 3200   |       | 3     | 0.0%       |
| 32000  |       | 19    | 0.3%       |
| 32200  |       | 7     | 0.1%       |
| 32300  |       | 1     | 0.0%       |
| 32400  |       | 13    | 0.2%       |
| 32500  |       | 14    | 0.2%       |
| 33000  |       | 68    | 1.0%       |
| 331500 |       | 1     | 0.0%       |
| 33300  |       | 1     | 0.0%       |
| 33600  |       | 18    | 0.3%       |
| 33750  |       | 4     | 0.1%       |
| 33800  |       | 3     | 0.0%       |
| 3400   |       | 1     | 0.0%       |
| 34000  |       | 14    | 0.2%       |
| 34080  |       | 1     | 0.0%       |
| 34125  |       | 1     | 0.0%       |
| 34200  |       | 7     | 0.1%       |
| 34500  |       | 21    | 0.3%       |
| 34800  |       | 1     | 0.0%       |
| 3500   |       | 7     | 0.1%       |
| 35000  |       | 13    | 0.2%       |
| 35100  |       | 2     | 0.0%       |
| 35200  |       | 2     | 0.0%       |
| 3600   |       | 13    | 0.2%       |
| 36000  |       | 131   | 2.0%       |
| 36192  |       | 1     | 0.0%       |
| 36400  |       | 6     | 0.1%       |

# Q45\_B\_3

| Value  | Label | Cases | Percentage |
|--------|-------|-------|------------|
| 36750  |       | 1     | 0.0%       |
| 36800  |       | 1     | 0.0%       |
| 37000  |       | 1     | 0.0%       |
| 37400  |       | 7     | 0.1%       |
| 3750   |       | 7     | 0.1%       |
| 37500  |       | 116   | 1.8%       |
| 375000 |       | 1     | 0.0%       |
| 37700  |       | 1     | 0.0%       |
| 37800  |       | 5     | 0.1%       |
| 38000  |       | 4     | 0.1%       |
| 38080  |       | 1     | 0.0%       |
| 38400  |       | 3     | 0.0%       |
| 38500  |       | 2     | 0.0%       |
| 38750  |       | 1     | 0.0%       |
| 38850  |       | 1     | 0.0%       |
| 3900   |       | 2     | 0.0%       |
| 39000  |       | 21    | 0.3%       |
| 39100  |       | 1     | 0.0%       |
| 39200  |       | 3     | 0.0%       |
| 39600  |       | 10    | 0.2%       |
| 39900  |       | 1     | 0.0%       |
| 4000   |       | 38    | 0.6%       |
| 40000  |       | 127   | 1.9%       |
| 4050   |       | 1     | 0.0%       |
| 40500  |       | 4     | 0.1%       |
| 40700  |       | 1     | 0.0%       |
| 40800  |       | 2     | 0.0%       |
| 408000 |       | 1     | 0.0%       |
| 41400  |       | 9     | 0.1%       |
| 4160   |       | 1     | 0.0%       |
| 41600  |       | 1     | 0.0%       |
| 41800  |       | 1     | 0.0%       |
| 4200   |       | 9     | 0.1%       |
| 42000  |       | 20    | 0.3%       |
| 42500  |       | 7     | 0.1%       |
| 42550  |       | 1     | 0.0%       |
| 43200  |       | 4     | 0.1%       |
| 43500  |       | 1     | 0.0%       |
| 4400   |       | 2     | 0.0%       |
| 44000  |       | 25    | 0.4%       |
| 44200  |       | 4     | 0.1%       |
| 44400  |       | 1     | 0.0%       |
| 4480   |       | 1     | 0.0%       |
| 44800  |       | 1     | 0.0%       |
| 4500   |       | 14    | 0.2%       |



# Q45\_B\_3

| Value | Label | Cases | Percentage |
|-------|-------|-------|------------|
| 45000 |       | 34    | 0.5%       |
| 4550  |       | 2     | 0.0%       |
| 45500 |       | 2     | 0.0%       |
| 45600 |       | 1     | 0.0%       |
| 4600  |       | 1     | 0.0%       |
| 46000 |       | 6     | 0.1%       |
| 46500 |       | 1     | 0.0%       |
| 46800 |       | 4     | 0.1%       |
| 47500 |       | 2     | 0.0%       |
| 4800  |       | 27    | 0.4%       |
| 48000 |       | 13    | 0.2%       |
| 48400 |       | 1     | 0.0%       |
| 4900  |       | 2     | 0.0%       |
| 5000  |       | 44    | 0.7%       |
| 50000 |       | 46    | 0.7%       |
| 50400 |       | 1     | 0.0%       |
| 50600 |       | 5     | 0.1%       |
| 5100  |       | 2     | 0.0%       |
| 5180  |       | 1     | 0.0%       |
| 51800 |       | 1     | 0.0%       |
| 5200  |       | 4     | 0.1%       |
| 52000 |       | 11    | 0.2%       |
| 52200 |       | 1     | 0.0%       |
| 5250  |       | 4     | 0.1%       |
| 52500 |       | 2     | 0.0%       |
| 5280  |       | 1     | 0.0%       |
| 52800 |       | 1     | 0.0%       |
| 5400  |       | 7     | 0.1%       |
| 54000 |       | 2     | 0.0%       |
| 5500  |       | 4     | 0.1%       |
| 55000 |       | 9     | 0.1%       |
| 55200 |       | 3     | 0.0%       |
| 5600  |       | 7     | 0.1%       |
| 56000 |       | 6     | 0.1%       |
| 57000 |       | 1     | 0.0%       |
| 57200 |       | 1     | 0.0%       |
| 57500 |       | 1     | 0.0%       |
| 57600 |       | 1     | 0.0%       |
| 58000 |       | 1     | 0.0%       |
| 5840  |       | 1     | 0.0%       |
| 5850  |       | 1     | 0.0%       |
| 58500 |       | 1     | 0.0%       |
| 58800 |       | 1     | 0.0%       |
| 59800 |       | 1     | 0.0%       |
| 600   |       | 2     | 0.0%       |

# Q45\_B\_3

| Value  | Label | Cases | Percentage |
|--------|-------|-------|------------|
| 6000   |       | 76    | 1.2%       |
| 60000  |       | 11    | 0.2%       |
| 600000 |       | 1     | 0.0%       |
| 6050   |       | 1     | 0.0%       |
| 6060   |       | 1     | 0.0%       |
| 625    |       | 1     | 0.0%       |
| 62500  |       | 9     | 0.1%       |
| 6300   |       | 4     | 0.1%       |
| 63000  |       | 1     | 0.0%       |
| 6400   |       | 12    | 0.2%       |
| 64800  |       | 1     | 0.0%       |
| 6500   |       | 11    | 0.2%       |
| 6600   |       | 4     | 0.1%       |
| 6750   |       | 1     | 0.0%       |
| 7000   |       | 32    | 0.5%       |
| 70000  |       | 2     | 0.0%       |
| 7150   |       | 1     | 0.0%       |
| 7200   |       | 27    | 0.4%       |
| 72000  |       | 1     | 0.0%       |
| 7300   |       | 1     | 0.0%       |
| 7475   |       | 2     | 0.0%       |
| 750    |       | 1     | 0.0%       |
| 7500   |       | 76    | 1.2%       |
| 75000  |       | 2     | 0.0%       |
| 7700   |       | 2     | 0.0%       |
| 7800   |       | 4     | 0.1%       |
| 7820   |       | 1     | 0.0%       |
| 7980   |       | 1     | 0.0%       |
| 800    |       | 4     | 0.1%       |
| 8000   |       | 69    | 1.0%       |
| 8050   |       | 1     | 0.0%       |
| 8060   |       | 1     | 0.0%       |
| 8100   |       | 1     | 0.0%       |
| 8160   |       | 1     | 0.0%       |
| 8250   |       | 4     | 0.1%       |
| 8400   |       | 33    | 0.5%       |
| 8450   |       | 1     | 0.0%       |
| 8500   |       | 7     | 0.1%       |
| 8550   |       | 2     | 0.0%       |
| 8625   |       | 1     | 0.0%       |
| 8640   |       | 3     | 0.0%       |
| 8700   |       | 1     | 0.0%       |
| 8740   |       | 1     | 0.0%       |
| 8750   |       | 3     | 0.0%       |
| 8800   |       | 3     | 0.0%       |

# Q45\_B\_3

| Value  | Label | Cases | Percentage |
|--------|-------|-------|------------|
| 8820   |       | 2     | 0.0%       |
| 9      |       | 1     | 0.0%       |
| 900    |       | 1     | 0.0%       |
| 9000   |       | 80    | 1.2%       |
| 90000  |       | 1     | 0.0%       |
| 9090   |       | 1     | 0.0%       |
| 9100   |       | 3     | 0.0%       |
| 9200   |       | 3     | 0.0%       |
| 9300   |       | 1     | 0.0%       |
| 930000 |       | 1     | 0.0%       |
| 9360   |       | 1     | 0.0%       |
| 9450   |       | 2     | 0.0%       |
| 9490   |       | 1     | 0.0%       |
| 9500   |       | 7     | 0.1%       |
| 9520   |       | 1     | 0.0%       |
| 9595   |       | 1     | 0.0%       |
| 9600   |       | 56    | 0.8%       |
| 9750   |       | 5     | 0.1%       |
| 9800   |       | 4     | 0.1%       |
| 9900   |       | 4     | 0.1%       |

Warning: these figures indicate the number of cases found in the data file. They cannot be interpreted as summary statistics of the population of interest.

# Q45\_B\_4

**Information** [Type= discrete] [Format=character] [Missing=\*]

**Statistics [NW/ W]** [Valid=6492 /-] [Invalid=0 /-]

| Value  | Label | Cases | Percentage |
|--------|-------|-------|------------|
| 0      |       | 5477  | 84.4%      |
| 1      |       | 1     | 0.0%       |
| 100    |       | 2     | 0.0%       |
| 1000   |       | 78    | 1.2%       |
| 10000  |       | 2     | 0.0%       |
| 100000 |       | 1     | 0.0%       |
| 1100   |       | 3     | 0.0%       |
| 12     |       | 3     | 0.0%       |
| 1200   |       | 10    | 0.2%       |
| 12000  |       | 2     | 0.0%       |
| 1250   |       | 3     | 0.0%       |
| 1300   |       | 2     | 0.0%       |
| 13000  |       | 1     | 0.0%       |
| 132409 |       | 1     | 0.0%       |
| 1400   |       | 1     | 0.0%       |
| 14000  |       | 1     | 0.0%       |
| 150    |       | 16    | 0.2%       |
| 1500   |       | 63    | 1.0%       |
| 1600   |       | 3     | 0.0%       |

# Q45\_B\_4

| Value  | Label | Cases | Percentage |
|--------|-------|-------|------------|
| 1700   |       | 3     | 0.0%       |
| 1800   |       | 12    | 0.2%       |
| 19     |       | 1     | 0.0%       |
| 200    |       | 14    | 0.2%       |
| 2000   |       | 76    | 1.2%       |
| 20000  |       | 2     | 0.0%       |
| 203000 |       | 1     | 0.0%       |
| 2100   |       | 8     | 0.1%       |
| 21480  |       | 1     | 0.0%       |
| 21500  |       | 1     | 0.0%       |
| 2200   |       | 20    | 0.3%       |
| 22500  |       | 1     | 0.0%       |
| 2300   |       | 8     | 0.1%       |
| 240    |       | 1     | 0.0%       |
| 2400   |       | 17    | 0.3%       |
| 24400  |       | 1     | 0.0%       |
| 250    |       | 8     | 0.1%       |
| 2500   |       | 63    | 1.0%       |
| 250000 |       | 1     | 0.0%       |
| 2580   |       | 1     | 0.0%       |
| 26     |       | 1     | 0.0%       |
| 2600   |       | 2     | 0.0%       |
| 2800   |       | 4     | 0.1%       |
| 300    |       | 79    | 1.2%       |
| 3000   |       | 52    | 0.8%       |
| 30000  |       | 1     | 0.0%       |
| 3005   |       | 1     | 0.0%       |
| 31000  |       | 1     | 0.0%       |
| 3200   |       | 1     | 0.0%       |
| 3500   |       | 14    | 0.2%       |
| 3600   |       | 1     | 0.0%       |
| 3750   |       | 1     | 0.0%       |
| 400    |       | 7     | 0.1%       |
| 4000   |       | 9     | 0.1%       |
| 450    |       | 1     | 0.0%       |
| 4500   |       | 6     | 0.1%       |
| 4750   |       | 1     | 0.0%       |
| 480    |       | 2     | 0.0%       |
| 4800   |       | 1     | 0.0%       |
| 50     |       | 2     | 0.0%       |
| 500    |       | 272   | 4.2%       |
| 5000   |       | 44    | 0.7%       |
| 5006   |       | 1     | 0.0%       |
| 508    |       | 1     | 0.0%       |
| 5250   |       | 1     | 0.0%       |

# Q45\_B\_4

| Value | Label | Cases | Percentage |
|-------|-------|-------|------------|
| 5300  |       | 1     | 0.0%       |
| 550   |       | 2     | 0.0%       |
| 5500  |       | 1     | 0.0%       |
| 58    |       | 1     | 0.0%       |
| 580   |       | 1     | 0.0%       |
| 600   |       | 12    | 0.2%       |
| 6000  |       | 5     | 0.1%       |
| 6300  |       | 1     | 0.0%       |
| 6500  |       | 1     | 0.0%       |
| 6600  |       | 1     | 0.0%       |
| 7     |       | 1     | 0.0%       |
| 700   |       | 3     | 0.0%       |
| 7000  |       | 2     | 0.0%       |
| 750   |       | 3     | 0.0%       |
| 7500  |       | 1     | 0.0%       |
| 8     |       | 5     | 0.1%       |
| 800   |       | 20    | 0.3%       |
| 8000  |       | 6     | 0.1%       |
| 850   |       | 2     | 0.0%       |
| 8500  |       | 1     | 0.0%       |
| 900   |       | 4     | 0.1%       |
| 9000  |       | 1     | 0.0%       |
| 9500  |       | 1     | 0.0%       |

*Warning: these figures indicate the number of cases found in the data file. They cannot be interpreted as summary statistics of the population of interest.*

# Q45\_C\_1

|                           |   |
|---------------------------|---|
| <b>Information</b>        | [Type= discrete] [Format=character] [Missing=*] |
| <b>Statistics [NW/ W]</b> | [Valid=10732 /-] [Invalid=0 /-]                 |

| Value   | Label | Cases | Percentage |
|---------|-------|-------|------------|
| 0       |       | 292   | 2.7%       |
| 10      |       | 1     | 0.0%       |
| 100     |       | 6     | 0.1%       |
| 1000    |       | 87    | 0.8%       |
| 10000   |       | 725   | 6.8%       |
| 100000  |       | 101   | 0.9%       |
| 1000000 |       | 13    | 0.1%       |
| 10200   |       | 2     | 0.0%       |
| 10500   |       | 2     | 0.0%       |
| 1100    |       | 1     | 0.0%       |
| 11000   |       | 12    | 0.1%       |
| 11400   |       | 1     | 0.0%       |
| 11500   |       | 3     | 0.0%       |
| 11700   |       | 1     | 0.0%       |
| 1200    |       | 13    | 0.1%       |
| 12000   |       | 306   | 2.9%       |

# Q45\_C\_1

| Value   | Label | Cases | Percentage |
|---------|-------|-------|------------|
| 120000  |       | 14    | 0.1%       |
| 12200   |       | 1     | 0.0%       |
| 1250    |       | 1     | 0.0%       |
| 12500   |       | 19    | 0.2%       |
| 125000  |       | 4     | 0.0%       |
| 12600   |       | 2     | 0.0%       |
| 12800   |       | 3     | 0.0%       |
| 1300    |       | 2     | 0.0%       |
| 13000   |       | 19    | 0.2%       |
| 130000  |       | 3     | 0.0%       |
| 13120   |       | 1     | 0.0%       |
| 13200   |       | 1     | 0.0%       |
| 13500   |       | 2     | 0.0%       |
| 13750   |       | 1     | 0.0%       |
| 1375000 |       | 1     | 0.0%       |
| 1400    |       | 1     | 0.0%       |
| 14000   |       | 19    | 0.2%       |
| 140000  |       | 1     | 0.0%       |
| 14400   |       | 3     | 0.0%       |
| 14500   |       | 2     | 0.0%       |
| 1470    |       | 1     | 0.0%       |
| 14800   |       | 1     | 0.0%       |
| 1500    |       | 50    | 0.5%       |
| 15000   |       | 1000  | 9.3%       |
| 150000  |       | 65    | 0.6%       |
| 1500000 |       | 4     | 0.0%       |
| 1500001 |       | 1     | 0.0%       |
| 1508    |       | 1     | 0.0%       |
| 15500   |       | 6     | 0.1%       |
| 15600   |       | 1     | 0.0%       |
| 15620   |       | 1     | 0.0%       |
| 15800   |       | 4     | 0.0%       |
| 1600    |       | 4     | 0.0%       |
| 16000   |       | 47    | 0.4%       |
| 160000  |       | 2     | 0.0%       |
| 16250   |       | 1     | 0.0%       |
| 16500   |       | 1     | 0.0%       |
| 16800   |       | 1     | 0.0%       |
| 17000   |       | 23    | 0.2%       |
| 170000  |       | 3     | 0.0%       |
| 17200   |       | 1     | 0.0%       |
| 17500   |       | 6     | 0.1%       |
| 175000  |       | 2     | 0.0%       |
| 1800    |       | 5     | 0.0%       |
| 18000   |       | 180   | 1.7%       |

# Q45\_C\_1

| Value   | Label | Cases | Percentage |
|---------|-------|-------|------------|
| 180000  |       | 2     | 0.0%       |
| 18050   |       | 1     | 0.0%       |
| 18500   |       | 5     | 0.0%       |
| 18600   |       | 2     | 0.0%       |
| 18700   |       | 1     | 0.0%       |
| 18750   |       | 1     | 0.0%       |
| 19000   |       | 9     | 0.1%       |
| 19200   |       | 2     | 0.0%       |
| 19400   |       | 1     | 0.0%       |
| 19500   |       | 6     | 0.1%       |
| 19600   |       | 1     | 0.0%       |
| 2       |       | 1     | 0.0%       |
| 200     |       | 6     | 0.1%       |
| 2000    |       | 149   | 1.4%       |
| 20000   |       | 991   | 9.2%       |
| 200000  |       | 46    | 0.4%       |
| 2000000 |       | 2     | 0.0%       |
| 2008    |       | 1     | 0.0%       |
| 20800   |       | 1     | 0.0%       |
| 2100    |       | 1     | 0.0%       |
| 21000   |       | 22    | 0.2%       |
| 21200   |       | 1     | 0.0%       |
| 21600   |       | 3     | 0.0%       |
| 216000  |       | 1     | 0.0%       |
| 21800   |       | 1     | 0.0%       |
| 2200    |       | 3     | 0.0%       |
| 22000   |       | 59    | 0.5%       |
| 2200000 |       | 1     | 0.0%       |
| 22250   |       | 1     | 0.0%       |
| 22500   |       | 14    | 0.1%       |
| 2300    |       | 3     | 0.0%       |
| 23000   |       | 26    | 0.2%       |
| 232000  |       | 1     | 0.0%       |
| 23400   |       | 1     | 0.0%       |
| 23500   |       | 1     | 0.0%       |
| 23920   |       | 1     | 0.0%       |
| 2400    |       | 5     | 0.0%       |
| 24000   |       | 32    | 0.3%       |
| 2450    |       | 1     | 0.0%       |
| 24500   |       | 2     | 0.0%       |
| 24600   |       | 3     | 0.0%       |
| 25      |       | 2     | 0.0%       |
| 250     |       | 1     | 0.0%       |
| 2500    |       | 76    | 0.7%       |
| 25000   |       | 965   | 9.0%       |

# Q45\_C\_1

| Value   | Label | Cases | Percentage |
|---------|-------|-------|------------|
| 250000  |       | 19    | 0.2%       |
| 25008   |       | 1     | 0.0%       |
| 25300   |       | 1     | 0.0%       |
| 25500   |       | 2     | 0.0%       |
| 25600   |       | 1     | 0.0%       |
| 25800   |       | 1     | 0.0%       |
| 26000   |       | 20    | 0.2%       |
| 2640    |       | 1     | 0.0%       |
| 26500   |       | 1     | 0.0%       |
| 26580   |       | 1     | 0.0%       |
| 27000   |       | 25    | 0.2%       |
| 27200   |       | 1     | 0.0%       |
| 27500   |       | 1     | 0.0%       |
| 27600   |       | 1     | 0.0%       |
| 280     |       | 1     | 0.0%       |
| 2800    |       | 3     | 0.0%       |
| 28000   |       | 78    | 0.7%       |
| 280000  |       | 1     | 0.0%       |
| 28400   |       | 1     | 0.0%       |
| 28500   |       | 4     | 0.0%       |
| 2900    |       | 1     | 0.0%       |
| 29000   |       | 5     | 0.0%       |
| 29350   |       | 1     | 0.0%       |
| 30      |       | 1     | 0.0%       |
| 300     |       | 5     | 0.0%       |
| 3000    |       | 219   | 2.0%       |
| 30000   |       | 802   | 7.5%       |
| 300000  |       | 31    | 0.3%       |
| 3000000 |       | 1     | 0.0%       |
| 30800   |       | 1     | 0.0%       |
| 31000   |       | 1     | 0.0%       |
| 31200   |       | 1     | 0.0%       |
| 3125    |       | 1     | 0.0%       |
| 31667   |       | 1     | 0.0%       |
| 3200    |       | 3     | 0.0%       |
| 32000   |       | 27    | 0.3%       |
| 32400   |       | 1     | 0.0%       |
| 32500   |       | 7     | 0.1%       |
| 32750   |       | 1     | 0.0%       |
| 33000   |       | 7     | 0.1%       |
| 33950   |       | 1     | 0.0%       |
| 34000   |       | 10    | 0.1%       |
| 34200   |       | 1     | 0.0%       |
| 34443   |       | 1     | 0.0%       |
| 34500   |       | 1     | 0.0%       |



# Q45\_C\_1

| Value   | Label | Cases | Percentage |
|---------|-------|-------|------------|
| 34569   |       | 1     | 0.0%       |
| 3500    |       | 51    | 0.5%       |
| 35000   |       | 481   | 4.5%       |
| 350000  |       | 5     | 0.0%       |
| 3500000 |       | 1     | 0.0%       |
| 350030  |       | 1     | 0.0%       |
| 35500   |       | 2     | 0.0%       |
| 35800   |       | 3     | 0.0%       |
| 3600    |       | 5     | 0.0%       |
| 36000   |       | 26    | 0.2%       |
| 360000  |       | 1     | 0.0%       |
| 3700    |       | 1     | 0.0%       |
| 37000   |       | 3     | 0.0%       |
| 37500   |       | 8     | 0.1%       |
| 37800   |       | 2     | 0.0%       |
| 3800    |       | 1     | 0.0%       |
| 38000   |       | 22    | 0.2%       |
| 38135   |       | 1     | 0.0%       |
| 38500   |       | 1     | 0.0%       |
| 38600   |       | 1     | 0.0%       |
| 39000   |       | 4     | 0.0%       |
| 39600   |       | 1     | 0.0%       |
| 4       |       | 1     | 0.0%       |
| 400     |       | 3     | 0.0%       |
| 4000    |       | 131   | 1.2%       |
| 40000   |       | 484   | 4.5%       |
| 400000  |       | 13    | 0.1%       |
| 41000   |       | 1     | 0.0%       |
| 4150    |       | 1     | 0.0%       |
| 4166    |       | 1     | 0.0%       |
| 41666   |       | 1     | 0.0%       |
| 41800   |       | 1     | 0.0%       |
| 4200    |       | 2     | 0.0%       |
| 42000   |       | 17    | 0.2%       |
| 42580   |       | 1     | 0.0%       |
| 43000   |       | 1     | 0.0%       |
| 43200   |       | 1     | 0.0%       |
| 4400    |       | 1     | 0.0%       |
| 44000   |       | 5     | 0.0%       |
| 44200   |       | 1     | 0.0%       |
| 4450    |       | 1     | 0.0%       |
| 44500   |       | 2     | 0.0%       |
| 4500    |       | 34    | 0.3%       |
| 45000   |       | 257   | 2.4%       |
| 450000  |       | 1     | 0.0%       |

# Q45\_C\_1

| Value   | Label | Cases | Percentage |
|---------|-------|-------|------------|
| 45500   |       | 1     | 0.0%       |
| 46000   |       | 5     | 0.0%       |
| 46580   |       | 1     | 0.0%       |
| 47000   |       | 3     | 0.0%       |
| 47500   |       | 1     | 0.0%       |
| 4800    |       | 5     | 0.0%       |
| 48000   |       | 21    | 0.2%       |
| 500     |       | 25    | 0.2%       |
| 5000    |       | 513   | 4.8%       |
| 50000   |       | 421   | 3.9%       |
| 500000  |       | 12    | 0.1%       |
| 5000000 |       | 1     | 0.0%       |
| 500030  |       | 1     | 0.0%       |
| 5008    |       | 1     | 0.0%       |
| 51000   |       | 1     | 0.0%       |
| 5200    |       | 2     | 0.0%       |
| 52000   |       | 7     | 0.1%       |
| 52500   |       | 1     | 0.0%       |
| 53400   |       | 1     | 0.0%       |
| 5400    |       | 2     | 0.0%       |
| 54000   |       | 3     | 0.0%       |
| 5500    |       | 13    | 0.1%       |
| 55000   |       | 33    | 0.3%       |
| 5600    |       | 1     | 0.0%       |
| 56000   |       | 3     | 0.0%       |
| 5700    |       | 1     | 0.0%       |
| 5800    |       | 1     | 0.0%       |
| 58000   |       | 5     | 0.0%       |
| 600     |       | 4     | 0.0%       |
| 6000    |       | 215   | 2.0%       |
| 60000   |       | 175   | 1.6%       |
| 600000  |       | 7     | 0.1%       |
| 6200    |       | 1     | 0.0%       |
| 62000   |       | 1     | 0.0%       |
| 6250    |       | 1     | 0.0%       |
| 62500   |       | 1     | 0.0%       |
| 6256    |       | 1     | 0.0%       |
| 6300    |       | 1     | 0.0%       |
| 6320    |       | 1     | 0.0%       |
| 64000   |       | 2     | 0.0%       |
| 6500    |       | 23    | 0.2%       |
| 65000   |       | 39    | 0.4%       |
| 650000  |       | 2     | 0.0%       |
| 666     |       | 1     | 0.0%       |
| 6800    |       | 4     | 0.0%       |

# Q45\_C\_1

| Value   | Label | Cases | Percentage |
|---------|-------|-------|------------|
| 68000   |       | 3     | 0.0%       |
| 700     |       | 4     | 0.0%       |
| 7000    |       | 105   | 1.0%       |
| 70000   |       | 32    | 0.3%       |
| 700000  |       | 2     | 0.0%       |
| 70400   |       | 1     | 0.0%       |
| 7100    |       | 1     | 0.0%       |
| 7200    |       | 3     | 0.0%       |
| 72000   |       | 1     | 0.0%       |
| 7392    |       | 1     | 0.0%       |
| 750     |       | 2     | 0.0%       |
| 7500    |       | 48    | 0.4%       |
| 75000   |       | 63    | 0.6%       |
| 750000  |       | 5     | 0.0%       |
| 7500000 |       | 1     | 0.0%       |
| 7600    |       | 1     | 0.0%       |
| 7700    |       | 1     | 0.0%       |
| 77000   |       | 1     | 0.0%       |
| 7800    |       | 1     | 0.0%       |
| 7833    |       | 1     | 0.0%       |
| 7920    |       | 1     | 0.0%       |
| 800     |       | 11    | 0.1%       |
| 8000    |       | 273   | 2.5%       |
| 80000   |       | 44    | 0.4%       |
| 800000  |       | 1     | 0.0%       |
| 8200    |       | 3     | 0.0%       |
| 83000   |       | 1     | 0.0%       |
| 8333    |       | 1     | 0.0%       |
| 84000   |       | 1     | 0.0%       |
| 850     |       | 1     | 0.0%       |
| 8500    |       | 24    | 0.2%       |
| 85000   |       | 10    | 0.1%       |
| 8600    |       | 2     | 0.0%       |
| 8800    |       | 2     | 0.0%       |
| 900     |       | 1     | 0.0%       |
| 9000    |       | 65    | 0.6%       |
| 90000   |       | 17    | 0.2%       |
| 900000  |       | 1     | 0.0%       |
| 9300    |       | 1     | 0.0%       |
| 950     |       | 1     | 0.0%       |
| 9500    |       | 11    | 0.1%       |
| 95000   |       | 2     | 0.0%       |
| 9600    |       | 2     | 0.0%       |
| 96000   |       | 1     | 0.0%       |
| 9650    |       | 1     | 0.0%       |

# Q45\_C\_1

| Value   | Label | Cases | Percentage |
|---------|-------|-------|------------|
| 9800    |       | 1     | 0.0%       |
| 99000   |       | 1     | 0.0%       |
| 9999999 |       | 1     | 0.0%       |

Warning: these figures indicate the number of cases found in the data file. They cannot be interpreted as summary statistics of the population of interest.

# Q46

|                    |   |
|--------------------|---|
| <b>Information</b> | [Type= discrete] [Format=character] [Missing=*] |
|--------------------|---|

|                           |                                 |
|---------------------------|---------------------------------|
| <b>Statistics [NW/ W]</b> | [Valid=30322 /-] [Invalid=0 /-] |
|---------------------------|---------------------------------|

| Value | Label                   | Cases | Percentage |
|-------|-------------------------|-------|------------|
| 1     | Yes                     | 402   | 1.3%       |
| 2     | No                      | 2937  | 9.7%       |
| 3     | No secondary occupation | 26983 | 89.0%      |

Warning: these figures indicate the number of cases found in the data file. They cannot be interpreted as summary statistics of the population of interest.

# Q46A

|                    |   |
|--------------------|---|
| <b>Information</b> | [Type= discrete] [Format=character] [Missing=*] |
|--------------------|---|

|                           |                               |
|---------------------------|-------------------------------|
| <b>Statistics [NW/ W]</b> | [Valid=401 /-] [Invalid=0 /-] |
|---------------------------|-------------------------------|

| Value | Label | Cases | Percentage |
|-------|-------|-------|------------|
| 1     |       | 80    | 20.0%      |
| 2     |       | 321   | 80.0%      |

Warning: these figures indicate the number of cases found in the data file. They cannot be interpreted as summary statistics of the population of interest.

# Q46\_A\_1

|                    |   |
|--------------------|---|
| <b>Information</b> | [Type= discrete] [Format=character] [Missing=*] |
|--------------------|---|

|                           |                              |
|---------------------------|------------------------------|
| <b>Statistics [NW/ W]</b> | [Valid=81 /-] [Invalid=0 /-] |
|---------------------------|------------------------------|

| Value | Label | Cases | Percentage |
|-------|-------|-------|------------|
| 0     |       | 7     | 8.6%       |
| 10000 |       | 8     | 9.9%       |
| 12000 |       | 2     | 2.5%       |
| 15000 |       | 14    | 17.3%      |
| 15500 |       | 1     | 1.2%       |
| 16000 |       | 2     | 2.5%       |
| 18000 |       | 2     | 2.5%       |
| 19000 |       | 1     | 1.2%       |
| 2000  |       | 2     | 2.5%       |
| 20000 |       | 8     | 9.9%       |
| 22000 |       | 1     | 1.2%       |
| 25000 |       | 5     | 6.2%       |
| 29000 |       | 1     | 1.2%       |
| 3000  |       | 1     | 1.2%       |
| 30000 |       | 3     | 3.7%       |
| 32000 |       | 1     | 1.2%       |
| 37120 |       | 1     | 1.2%       |
| 38000 |       | 1     | 1.2%       |
| 4000  |       | 3     | 3.7%       |
| 40000 |       | 1     | 1.2%       |

**# Q46\_A\_1**

| Value | Label | Cases | Percentage |
|-------|-------|-------|------------|
| 5000  |       | 4     | 4.9%       |
| 50000 |       | 5     | 6.2%       |
| 55000 |       | 1     | 1.2%       |
| 6000  |       | 1     | 1.2%       |
| 65600 |       | 1     | 1.2%       |
| 7500  |       | 1     | 1.2%       |
| 8000  |       | 2     | 2.5%       |
| 8850  |       | 1     | 1.2%       |

Warning: these figures indicate the number of cases found in the data file. They cannot be interpreted as summary statistics of the population of interest.

**# Q46\_A\_2**

|                           |   |
|---------------------------|---|
| <b>Information</b>        | [Type= discrete] [Format=character] [Missing=*] |
| <b>Statistics [NW/ W]</b> | [Valid=72 /-] [Invalid=0 /-]                    |

| Value | Label | Cases | Percentage |
|-------|-------|-------|------------|
| 0     |       | 70    | 97.2%      |
| 10000 |       | 1     | 1.4%       |
| 25000 |       | 1     | 1.4%       |

Warning: these figures indicate the number of cases found in the data file. They cannot be interpreted as summary statistics of the population of interest.

**# Q46\_A\_3**

|                           |   |
|---------------------------|---|
| <b>Information</b>        | [Type= discrete] [Format=character] [Missing=*] |
| <b>Statistics [NW/ W]</b> | [Valid=72 /-] [Invalid=0 /-]                    |

| Value | Label | Cases | Percentage |
|-------|-------|-------|------------|
| 0     |       | 69    | 95.8%      |
| 100   |       | 1     | 1.4%       |
| 25000 |       | 1     | 1.4%       |
| 500   |       | 1     | 1.4%       |

Warning: these figures indicate the number of cases found in the data file. They cannot be interpreted as summary statistics of the population of interest.

**# Q46\_B\_1**

|                           |   |
|---------------------------|---|
| <b>Information</b>        | [Type= discrete] [Format=character] [Missing=*] |
| <b>Statistics [NW/ W]</b> | [Valid=313 /-] [Invalid=0 /-]                   |

| Value | Label | Cases | Percentage |
|-------|-------|-------|------------|
| 0     |       | 1     | 0.3%       |
| 1000  |       | 57    | 18.2%      |
| 10000 |       | 2     | 0.6%       |
| 1100  |       | 8     | 2.6%       |
| 1200  |       | 65    | 20.8%      |
| 1250  |       | 3     | 1.0%       |
| 1300  |       | 12    | 3.8%       |
| 1400  |       | 2     | 0.6%       |
| 1500  |       | 38    | 12.1%      |
| 15000 |       | 4     | 1.3%       |
| 1600  |       | 4     | 1.3%       |
| 1700  |       | 1     | 0.3%       |
| 1750  |       | 1     | 0.3%       |

# Q46\_B\_1

| Value | Label | Cases | Percentage |
|-------|-------|-------|------------|
| 1800  |       | 6     | 1.9%       |
| 200   |       | 1     | 0.3%       |
| 2000  |       | 16    | 5.1%       |
| 2300  |       | 1     | 0.3%       |
| 2500  |       | 7     | 2.2%       |
| 300   |       | 1     | 0.3%       |
| 3000  |       | 1     | 0.3%       |
| 3500  |       | 1     | 0.3%       |
| 400   |       | 2     | 0.6%       |
| 4000  |       | 1     | 0.3%       |
| 500   |       | 13    | 4.2%       |
| 50000 |       | 1     | 0.3%       |
| 600   |       | 11    | 3.5%       |
| 700   |       | 12    | 3.8%       |
| 7000  |       | 1     | 0.3%       |
| 710   |       | 1     | 0.3%       |
| 750   |       | 4     | 1.3%       |
| 800   |       | 16    | 5.1%       |
| 8000  |       | 1     | 0.3%       |
| 830   |       | 1     | 0.3%       |
| 850   |       | 1     | 0.3%       |
| 875   |       | 1     | 0.3%       |
| 900   |       | 15    | 4.8%       |

Warning: these figures indicate the number of cases found in the data file. They cannot be interpreted as summary statistics of the population of interest.

# Q46\_B\_2

| <b>Information</b>        | [Type= discrete] [Format=character] [Missing=*] |       |            |
|---------------------------|---|-------|------------|
| <b>Statistics [NW/ W]</b> | [Valid=313 /-] [Invalid=0 /-]                   |       |            |
| Value                     | Label   | Cases | Percentage |
| 0                         |   | 7     | 2.2%       |
| 1                         |   | 3     | 1.0%       |
| 10                        |   | 46    | 14.7%      |
| 11                        |   | 3     | 1.0%       |
| 12                        |   | 46    | 14.7%      |
| 13                        |   | 2     | 0.6%       |
| 14                        |   | 2     | 0.6%       |
| 15                        |   | 34    | 10.9%      |
| 16                        |   | 8     | 2.6%       |
| 17                        |   | 4     | 1.3%       |
| 18                        |   | 9     | 2.9%       |
| 19                        |   | 1     | 0.3%       |
| 2                         |   | 4     | 1.3%       |
| 20                        |   | 15    | 4.8%       |
| 21                        |   | 1     | 0.3%       |
| 22                        |   | 4     | 1.3%       |

# Q46\_B\_2

| Value | Label | Cases | Percentage |
|-------|-------|-------|------------|
| 23    |       | 1     | 0.3%       |
| 25    |       | 6     | 1.9%       |
| 3     |       | 7     | 2.2%       |
| 4     |       | 17    | 5.4%       |
| 5     |       | 31    | 9.9%       |
| 6     |       | 17    | 5.4%       |
| 7     |       | 4     | 1.3%       |
| 8     |       | 41    | 13.1%      |

Warning: these figures indicate the number of cases found in the data file. They cannot be interpreted as summary statistics of the population of interest.

# Q46\_B\_3

|                           |   |
|---------------------------|---|
| <b>Information</b>        | [Type= discrete] [Format=character] [Missing=*] |
| <b>Statistics [NW/ W]</b> | [Valid=321 /-] [Invalid=0 /-]                   |

| Value   | Label | Cases | Percentage |
|---------|-------|-------|------------|
| 0       |       | 12    | 3.7%       |
| 1000    |       | 1     | 0.3%       |
| 10000   |       | 16    | 5.0%       |
| 100000  |       | 1     | 0.3%       |
| 10500   |       | 1     | 0.3%       |
| 10800   |       | 3     | 0.9%       |
| 11200   |       | 1     | 0.3%       |
| 11250   |       | 2     | 0.6%       |
| 11700   |       | 1     | 0.3%       |
| 1200    |       | 1     | 0.3%       |
| 12000   |       | 29    | 9.0%       |
| 120000  |       | 1     | 0.3%       |
| 12500   |       | 2     | 0.6%       |
| 1250000 |       | 1     | 0.3%       |
| 12800   |       | 1     | 0.3%       |
| 13000   |       | 3     | 0.9%       |
| 13500   |       | 6     | 1.9%       |
| 13600   |       | 1     | 0.3%       |
| 14000   |       | 3     | 0.9%       |
| 14300   |       | 1     | 0.3%       |
| 14400   |       | 6     | 1.9%       |
| 1500    |       | 1     | 0.3%       |
| 15000   |       | 9     | 2.8%       |
| 15600   |       | 3     | 0.9%       |
| 15620   |       | 1     | 0.3%       |
| 15750   |       | 1     | 0.3%       |
| 1600    |       | 1     | 0.3%       |
| 16000   |       | 5     | 1.6%       |
| 16200   |       | 2     | 0.6%       |
| 16500   |       | 2     | 0.6%       |
| 16800   |       | 1     | 0.3%       |

# Q46\_B\_3

| Value  | Label | Cases | Percentage |
|--------|-------|-------|------------|
| 17000  |       | 2     | 0.6%       |
| 17500  |       | 1     | 0.3%       |
| 17600  |       | 3     | 0.9%       |
| 1800   |       | 2     | 0.6%       |
| 18000  |       | 18    | 5.6%       |
| 180000 |       | 1     | 0.3%       |
| 18400  |       | 1     | 0.3%       |
| 18750  |       | 1     | 0.3%       |
| 19200  |       | 2     | 0.6%       |
| 19500  |       | 1     | 0.3%       |
| 2000   |       | 1     | 0.3%       |
| 20000  |       | 1     | 0.3%       |
| 21000  |       | 2     | 0.6%       |
| 21600  |       | 1     | 0.3%       |
| 22000  |       | 1     | 0.3%       |
| 22500  |       | 2     | 0.6%       |
| 225000 |       | 1     | 0.3%       |
| 22800  |       | 1     | 0.3%       |
| 23400  |       | 1     | 0.3%       |
| 2400   |       | 2     | 0.6%       |
| 24000  |       | 7     | 2.2%       |
| 25000  |       | 4     | 1.2%       |
| 25200  |       | 1     | 0.3%       |
| 25500  |       | 1     | 0.3%       |
| 27000  |       | 1     | 0.3%       |
| 27200  |       | 1     | 0.3%       |
| 27500  |       | 1     | 0.3%       |
| 28000  |       | 1     | 0.3%       |
| 28600  |       | 1     | 0.3%       |
| 3000   |       | 3     | 0.9%       |
| 30000  |       | 4     | 1.2%       |
| 3200   |       | 3     | 0.9%       |
| 32400  |       | 2     | 0.6%       |
| 33000  |       | 1     | 0.3%       |
| 3500   |       | 1     | 0.3%       |
| 3600   |       | 1     | 0.3%       |
| 4000   |       | 3     | 0.9%       |
| 40000  |       | 5     | 1.6%       |
| 42000  |       | 1     | 0.3%       |
| 4400   |       | 1     | 0.3%       |
| 46000  |       | 1     | 0.3%       |
| 4800   |       | 6     | 1.9%       |
| 500    |       | 1     | 0.3%       |
| 5000   |       | 14    | 4.4%       |
| 5200   |       | 1     | 0.3%       |



# Q46\_B\_3

| Value | Label | Cases | Percentage |
|-------|-------|-------|------------|
| 5600  |       | 1     | 0.3%       |
| 5950  |       | 1     | 0.3%       |
| 6000  |       | 18    | 5.6%       |
| 6400  |       | 2     | 0.6%       |
| 6500  |       | 2     | 0.6%       |
| 6600  |       | 1     | 0.3%       |
| 6640  |       | 1     | 0.3%       |
| 700   |       | 1     | 0.3%       |
| 7000  |       | 3     | 0.9%       |
| 7200  |       | 12    | 3.7%       |
| 7500  |       | 9     | 2.8%       |
| 800   |       | 1     | 0.3%       |
| 8000  |       | 12    | 3.7%       |
| 80000 |       | 1     | 0.3%       |
| 8400  |       | 5     | 1.6%       |
| 8800  |       | 2     | 0.6%       |
| 9000  |       | 7     | 2.2%       |
| 9600  |       | 12    | 3.7%       |

Warning: these figures indicate the number of cases found in the data file. They cannot be interpreted as summary statistics of the population of interest.

# Q46\_B\_4

|                           |   |
|---------------------------|---|
| <b>Information</b>        | [Type= discrete] [Format=character] [Missing=*] |
| <b>Statistics [NW/ W]</b> | [Valid=314 /-] [Invalid=0 /-]                   |

| Value | Label | Cases | Percentage |
|-------|-------|-------|------------|
| 0     |       | 223   | 71.0%      |
| 1000  |       | 2     | 0.6%       |
| 10000 |       | 3     | 1.0%       |
| 10800 |       | 1     | 0.3%       |
| 11700 |       | 1     | 0.3%       |
| 1200  |       | 1     | 0.3%       |
| 12000 |       | 7     | 2.2%       |
| 12500 |       | 1     | 0.3%       |
| 1300  |       | 1     | 0.3%       |
| 13600 |       | 1     | 0.3%       |
| 14000 |       | 1     | 0.3%       |
| 14400 |       | 1     | 0.3%       |
| 15    |       | 1     | 0.3%       |
| 1500  |       | 3     | 1.0%       |
| 15000 |       | 4     | 1.3%       |
| 155   |       | 1     | 0.3%       |
| 1600  |       | 1     | 0.3%       |
| 17500 |       | 1     | 0.3%       |
| 17600 |       | 1     | 0.3%       |
| 18000 |       | 4     | 1.3%       |
| 200   |       | 1     | 0.3%       |

# Q46\_B\_4

| Value | Label | Cases | Percentage |
|-------|-------|-------|------------|
| 2000  |       | 2     | 0.6%       |
| 20000 |       | 1     | 0.3%       |
| 21600 |       | 1     | 0.3%       |
| 22800 |       | 1     | 0.3%       |
| 2400  |       | 2     | 0.6%       |
| 250   |       | 2     | 0.6%       |
| 25000 |       | 1     | 0.3%       |
| 25500 |       | 1     | 0.3%       |
| 28000 |       | 1     | 0.3%       |
| 28600 |       | 1     | 0.3%       |
| 300   |       | 1     | 0.3%       |
| 30000 |       | 1     | 0.3%       |
| 3200  |       | 1     | 0.3%       |
| 32400 |       | 1     | 0.3%       |
| 4     |       | 1     | 0.3%       |
| 400   |       | 2     | 0.6%       |
| 4000  |       | 2     | 0.6%       |
| 40000 |       | 1     | 0.3%       |
| 500   |       | 7     | 2.2%       |
| 5000  |       | 2     | 0.6%       |
| 5950  |       | 1     | 0.3%       |
| 600   |       | 3     | 1.0%       |
| 6000  |       | 2     | 0.6%       |
| 700   |       | 1     | 0.3%       |
| 7000  |       | 1     | 0.3%       |
| 7200  |       | 4     | 1.3%       |
| 8     |       | 1     | 0.3%       |
| 800   |       | 3     | 1.0%       |
| 8000  |       | 5     | 1.6%       |
| 8400  |       | 1     | 0.3%       |

Warning: these figures indicate the number of cases found in the data file. They cannot be interpreted as summary statistics of the population of interest.

# Q46\_C\_1

| <b>Information</b>        | [Type= discrete] [Format=character] [Missing=*] |       |            |
|---------------------------|---|-------|------------|
| <b>Statistics [NW/ W]</b> | [Valid=2936 /-] [Invalid=0 /-]                  |       |            |
| Value                     | Label   | Cases | Percentage |
| 0                         |   | 1378  | 46.9%      |
| 1000                      |   | 42    | 1.4%       |
| 10000                     |   | 174   | 5.9%       |
| 100000                    |   | 7     | 0.2%       |
| 10008                     |   | 1     | 0.0%       |
| 10500                     |   | 1     | 0.0%       |
| 11000                     |   | 2     | 0.1%       |
| 11600                     |   | 1     | 0.0%       |
| 1200                      |   | 4     | 0.1%       |

# Q46\_C\_1

| Value   | Label | Cases | Percentage |
|---------|-------|-------|------------|
| 12000   |       | 50    | 1.7%       |
| 12290   |       | 1     | 0.0%       |
| 1250    |       | 1     | 0.0%       |
| 12500   |       | 5     | 0.2%       |
| 13000   |       | 4     | 0.1%       |
| 1350    |       | 1     | 0.0%       |
| 14000   |       | 1     | 0.0%       |
| 14240   |       | 1     | 0.0%       |
| 14352   |       | 1     | 0.0%       |
| 1500    |       | 21    | 0.7%       |
| 15000   |       | 137   | 4.7%       |
| 1500000 |       | 1     | 0.0%       |
| 157000  |       | 1     | 0.0%       |
| 1600    |       | 1     | 0.0%       |
| 16000   |       | 9     | 0.3%       |
| 16500   |       | 1     | 0.0%       |
| 1666    |       | 1     | 0.0%       |
| 1700    |       | 1     | 0.0%       |
| 17500   |       | 1     | 0.0%       |
| 175000  |       | 1     | 0.0%       |
| 1800    |       | 1     | 0.0%       |
| 18000   |       | 17    | 0.6%       |
| 19000   |       | 2     | 0.1%       |
| 19200   |       | 1     | 0.0%       |
| 19500   |       | 1     | 0.0%       |
| 2       |       | 2     | 0.1%       |
| 200     |       | 1     | 0.0%       |
| 2000    |       | 86    | 2.9%       |
| 20000   |       | 107   | 3.6%       |
| 200000  |       | 2     | 0.1%       |
| 21000   |       | 1     | 0.0%       |
| 21200   |       | 1     | 0.0%       |
| 21600   |       | 1     | 0.0%       |
| 22000   |       | 7     | 0.2%       |
| 22500   |       | 2     | 0.1%       |
| 23000   |       | 2     | 0.1%       |
| 2400    |       | 1     | 0.0%       |
| 24000   |       | 11    | 0.4%       |
| 250     |       | 2     | 0.1%       |
| 2500    |       | 28    | 1.0%       |
| 25000   |       | 71    | 2.4%       |
| 250000  |       | 1     | 0.0%       |
| 26400   |       | 1     | 0.0%       |
| 2700    |       | 1     | 0.0%       |
| 28100   |       | 1     | 0.0%       |

# Q46\_C\_1

| Value  | Label | Cases | Percentage |
|--------|-------|-------|------------|
| 300    |       | 2     | 0.1%       |
| 3000   |       | 55    | 1.9%       |
| 30000  |       | 58    | 2.0%       |
| 30570  |       | 1     | 0.0%       |
| 32000  |       | 1     | 0.0%       |
| 3300   |       | 1     | 0.0%       |
| 33000  |       | 2     | 0.1%       |
| 3333   |       | 1     | 0.0%       |
| 3400   |       | 1     | 0.0%       |
| 34000  |       | 1     | 0.0%       |
| 3457   |       | 1     | 0.0%       |
| 3500   |       | 13    | 0.4%       |
| 35000  |       | 22    | 0.7%       |
| 35900  |       | 2     | 0.1%       |
| 3600   |       | 2     | 0.1%       |
| 37000  |       | 1     | 0.0%       |
| 37500  |       | 1     | 0.0%       |
| 400    |       | 1     | 0.0%       |
| 4000   |       | 42    | 1.4%       |
| 40000  |       | 22    | 0.7%       |
| 4200   |       | 1     | 0.0%       |
| 42000  |       | 2     | 0.1%       |
| 43200  |       | 1     | 0.0%       |
| 4500   |       | 14    | 0.5%       |
| 45000  |       | 9     | 0.3%       |
| 45285  |       | 1     | 0.0%       |
| 4600   |       | 1     | 0.0%       |
| 46000  |       | 1     | 0.0%       |
| 4700   |       | 1     | 0.0%       |
| 47970  |       | 1     | 0.0%       |
| 4800   |       | 2     | 0.1%       |
| 4900   |       | 1     | 0.0%       |
| 500    |       | 30    | 1.0%       |
| 5000   |       | 177   | 6.0%       |
| 50000  |       | 24    | 0.8%       |
| 500000 |       | 1     | 0.0%       |
| 52480  |       | 1     | 0.0%       |
| 5250   |       | 1     | 0.0%       |
| 5400   |       | 2     | 0.1%       |
| 54000  |       | 1     | 0.0%       |
| 5500   |       | 4     | 0.1%       |
| 55000  |       | 3     | 0.1%       |
| 6000   |       | 61    | 2.1%       |
| 60000  |       | 14    | 0.5%       |
| 6500   |       | 7     | 0.2%       |

# Q46\_C\_1

| Value | Label | Cases | Percentage |
|-------|-------|-------|------------|
| 65000 |       | 2     | 0.1%       |
| 700   |       | 2     | 0.1%       |
| 7000  |       | 21    | 0.7%       |
| 70000 |       | 3     | 0.1%       |
| 750   |       | 2     | 0.1%       |
| 7500  |       | 12    | 0.4%       |
| 8     |       | 1     | 0.0%       |
| 800   |       | 4     | 0.1%       |
| 8000  |       | 81    | 2.8%       |
| 80000 |       | 2     | 0.1%       |
| 8100  |       | 1     | 0.0%       |
| 8400  |       | 1     | 0.0%       |
| 8500  |       | 1     | 0.0%       |
| 8700  |       | 1     | 0.0%       |
| 9     |       | 1     | 0.0%       |
| 9000  |       | 6     | 0.2%       |
| 90000 |       | 1     | 0.0%       |
| 9200  |       | 1     | 0.0%       |
| 9500  |       | 1     | 0.0%       |

Warning: these figures indicate the number of cases found in the data file. They cannot be interpreted as summary statistics of the population of interest.

# Q47

|                           |   |
|---------------------------|---|
| <b>Information</b>        | [Type= discrete] [Format=character] [Missing=*] |
| <b>Statistics [NW/ W]</b> | [Valid=31338 /-] [Invalid=0 /-]                 |

| Value | Label   | Cases | Percentage |
|-------|---|-------|------------|
| 1     | Yes   | 2066  | 6.6%       |
| 2     | No  | 29097 | 92.8%      |
| 3     | Already got a job and ready to go /already made arrangeme | 175   | 0.6%       |

Warning: these figures indicate the number of cases found in the data file. They cannot be interpreted as summary statistics of the population of interest.

# Q48

|                           |   |
|---------------------------|---|
| <b>Information</b>        | [Type= discrete] [Format=character] [Missing=*] |
| <b>Statistics [NW/ W]</b> | [Valid=2066 /-] [Invalid=0 /-]                  |

| Value | Label | Cases | Percentage |
|-------|-------|-------|------------|
| 1     | Yes   | 1285  | 62.2%      |
| 2     | No    | 781   | 37.8%      |

Warning: these figures indicate the number of cases found in the data file. They cannot be interpreted as summary statistics of the population of interest.

# Q49\_1

|                           |   |
|---------------------------|---|
| <b>Information</b>        | [Type= discrete] [Format=character] [Missing=*] |
| <b>Statistics [NW/ W]</b> | [Valid=1285 /-] [Invalid=0 /-]                  |

| Value | Label   | Cases | Percentage |
|-------|---|-------|------------|
| 1     | Registered for a government job                           | 371   | 28.9%      |
| 2     | Registered in private sector Institutions/Internet        | 249   | 19.4%      |
| 3     | Replying for advertisements in government gazette/newspap | 183   | 14.2%      |
| 4     | Inquiring from persons with public sector /private sector | 343   | 26.7%      |

**# Q49\_1**

| <b>Value</b> | <b>Label</b>   | <b>Cases</b> | <b>Percentage</b>  |
|--------------|--|--------------|--|
| 5            | Taking action to find financial and other resources to s | 95           |  7.4% |
| 9            | Other  | 44           |  3.4% |

*Warning: these figures indicate the number of cases found in the data file. They cannot be interpreted as summary statistics of the population of interest.*

| # Q49_2  |  |   |            |
|--|--|---|------------|
| Information  |  | [Type= discrete] [Format=character] [Missing=*] |            |
| Statistics [NW/ W]   |  | [Valid=609 /-] [Invalid=0 /-]                   |            |
| Value  | Label  | Cases   | Percentage |
| 1  | Registered for a government job                            | 0   |            |
| 2  | Registered in private sector Institutions/Internet         | 141   | 23.2%      |
| 3  | Replying for advertisements in government gazette /newspa  | 224   | 36.8%      |
| 4  | Inquiring from persons with public sector/private sector   | 197   | 32.3%      |
| 5  | Taking action to find financial and other resources to     | 39  | 6.4%       |
| 9  | Other  | 8   | 1.3%       |
| <i>Warning: these figures indicate the number of cases found in the data file. They cannot be interpreted as summary statistics of the population of interest.</i> |  |   |            |
| # Q49_3  |  |   |            |
| Information  |  | [Type= discrete] [Format=character] [Missing=*] |            |
| Statistics [NW/ W]   |  | [Valid=272 /-] [Invalid=0 /-]                   |            |
| Value  | Label  | Cases   | Percentage |
| 1  | Registered for a government job                            | 0   |            |
| 2  | Registered in private sector Institutions/Internet         | 0   |            |
| 3  | Replying for advertisements in government gazette/newspap  | 89  | 32.7%      |
| 4  | Inquiring from persons with public sector /private secto   | 157   | 57.7%      |
| 5  | Taking action to find financial and other resources to s   | 24  | 8.8%       |
| 9  | Other  | 2   | 0.7%       |
| <i>Warning: these figures indicate the number of cases found in the data file. They cannot be interpreted as summary statistics of the population of interest.</i> |  |   |            |
| # Q50  |  |   |            |
| Information  |  | [Type= discrete] [Format=character] [Missing=*] |            |
| Statistics [NW/ W]   |  | [Valid=781 /-] [Invalid=0 /-]                   |            |
| Value  | Label  | Cases   | Percentage |
| 1  | Awaiting results of the examination/interview held for a j | 47  | 6.0%       |
| 2  | Does not believe that(S) he gets a suitable job            | 97  | 12.4%      |
| 3  | Unable to find any work                                    | 133   | 17.0%      |
| 4  | Does not believe posses skills or training required fo     | 44  | 5.6%       |
| 5  | Personal difficulties faced while finding a job            | 53  | 6.8%       |
| 6  | Household work   | 207   | 26.5%      |
| 7  | Educational activities                                     | 114   | 14.6%      |
| 9  | Other  | 86  | 11.0%      |
| <i>Warning: these figures indicate the number of cases found in the data file. They cannot be interpreted as summary statistics of the population of interest.</i> |  |   |            |
| # Q51  |  |   |            |
| Information  |  | [Type= discrete] [Format=character] [Missing=*] |            |
| Statistics [NW/ W]   |  | [Valid=2066 /-] [Invalid=0 /-]                  |            |
| Value  | Label  | Cases   | Percentage |
| 1  | Yes  | 1819  | 88.0%      |
| 2  | No   | 247   | 12.0%      |
| <i>Warning: these figures indicate the number of cases found in the data file. They cannot be interpreted as summary statistics of the population of interest.</i> |  |   |            |
| # Q52  |  |   |            |
| Information  |  | [Type= discrete] [Format=character] [Missing=*] |            |

| <b># Q52</b>   |   |   |                   |
|--|---|---|-------------------|
| <b>Statistics [NW/ W]</b>  |   | [Valid=29344 /-] [Invalid=0 /-]                 |                   |
| <b>Value</b>   | <b>Label</b>  | <b>Cases</b>                                    | <b>Percentage</b> |
| 1  | Educational or vocational training activities           | 6733  | 22.9%             |
| 2  | Household activities                                    | 13913   | 47.4%             |
| 3  | Retired /Old age  | 5726  | 19.5%             |
| 4  | Physically illness/disabled                             | 2515  | 8.6%              |
| 9  | Other   | 457   | 1.6%              |
| <i>Warning: these figures indicate the number of cases found in the data file. They cannot be interpreted as summary statistics of the population of interest.</i> |   |   |                   |
| <b># Q53</b>   |   |   |                   |
| <b>Information</b>   |   | [Type= discrete] [Format=character] [Missing=*] |                   |
| <b>Statistics [NW/ W]</b>  |   | [Valid=1994 /-] [Invalid=0 /-]                  |                   |
| <b>Value</b>   | <b>Label</b>  | <b>Cases</b>                                    | <b>Percentage</b> |
| 1  | Self employment   | 249   | 12.5%             |
| 2  | Paid employment   | 1214  | 60.9%             |
| 3  | Any employment  | 531   | 26.6%             |
| <i>Warning: these figures indicate the number of cases found in the data file. They cannot be interpreted as summary statistics of the population of interest.</i> |   |   |                   |
| <b># Q54</b>   |   |   |                   |
| <b>Information</b>   |   | [Type= discrete] [Format=character] [Missing=*] |                   |
| <b>Statistics [NW/ W]</b>  |   | [Valid=1214 /-] [Invalid=0 /-]                  |                   |
| <b>Value</b>   | <b>Label</b>  | <b>Cases</b>                                    | <b>Percentage</b> |
| 1  | Public sector   | 461   | 38.0%             |
| 2  | Semi Government sector                                  | 18  | 1.5%              |
| 3  | Private sector  | 267   | 22.0%             |
| 4  | Any sector  | 468   | 38.6%             |
| <i>Warning: these figures indicate the number of cases found in the data file. They cannot be interpreted as summary statistics of the population of interest.</i> |   |   |                   |
| <b># Q55_A</b>   |   |   |                   |
| <b>Information</b>   |   | [Type= discrete] [Format=character] [Missing=*] |                   |
| <b>Statistics [NW/ W]</b>  |   | [Valid=249 /-] [Invalid=0 /-]                   |                   |
| <b>Value</b>   | <b>Label</b>  | <b>Cases</b>                                    | <b>Percentage</b> |
| 1  | Yes   | 207   | 83.1%             |
| 2  | No  | 42  | 16.9%             |
| <i>Warning: these figures indicate the number of cases found in the data file. They cannot be interpreted as summary statistics of the population of interest.</i> |   |   |                   |
| <b># Q55_B_1</b>   |   |   |                   |
| <b>Information</b>   |   | [Type= discrete] [Format=character] [Missing=*] |                   |
| <b>Statistics [NW/ W]</b>  |   | [Valid=207 /-] [Invalid=0 /-]                   |                   |
| <b>Value</b>   | <b>Label</b>  | <b>Cases</b>                                    | <b>Percentage</b> |
| 1  | Getting a loan facility                                 | 142   | 68.6%             |
| 2  | An instituion /a person to seek the necessary knowledge | 21  | 10.1%             |
| 3  | Facilities to sell the production                       | 4   | 1.9%              |
| 4  | Capital resources such as land/machinery                | 23  | 11.1%             |
| 5  | Not decided yet   | 15  | 7.2%              |
| 9  | Other   | 2   | 1.0%              |
| <i>Warning: these figures indicate the number of cases found in the data file. They cannot be interpreted as summary statistics of the population of interest.</i> |   |   |                   |



| # Q55_B_2  |   |   |            |
|--|---|---|------------|
| Information  |   | [Type= discrete] [Format=character] [Missing=*] |            |
| Statistics [NW/ W]   |   | [Valid=91 /-] [Invalid=0 /-]                    |            |
| Value  | Label   | Cases   | Percentage |
| 1  | Getting a loan facility                                 | 0   |            |
| 2  | An institution/a person to seek the necessary knowledge | 46  | 50.5%      |
| 3  | Facilities to sell the production                       | 25  | 27.5%      |
| 4  | Capital resources such as land/machinery                | 19  | 20.9%      |
| 5  | Not decided yet   | 0   |            |
| 9  | Other   | 1   | 1.1%       |
| <i>Warning: these figures indicate the number of cases found in the data file. They cannot be interpreted as summary statistics of the population of interest.</i> |   |   |            |
| # Q55_B_3  |   |   |            |
| Information  |   | [Type= discrete] [Format=character] [Missing=*] |            |
| Statistics [NW/ W]   |   | [Valid=36 /-] [Invalid=0 /-]                    |            |
| Value  | Label   | Cases   | Percentage |
| 1  | Getting a loan facility                                 | 0   |            |
| 2  | An institution/a person to seek the necessary knowledge | 0   |            |
| 3  | Facilities to sell the production                       | 21  | 58.3%      |
| 4  | Capital resources such as land/machinery                | 13  | 36.1%      |
| 5  | Not decided yet   | 1   | 2.8%       |
| 9  | Other   | 1   | 2.8%       |
| <i>Warning: these figures indicate the number of cases found in the data file. They cannot be interpreted as summary statistics of the population of interest.</i> |   |   |            |
| # Q56  |   |   |            |
| Information  |   | [Type= discrete] [Format=character] [Missing=*] |            |
| Statistics [NW/ W]   |   | [Valid=1463 /-] [Invalid=0 /-]                  |            |
| Value  | Label   | Cases   | Percentage |
| 1111   |   | 10  | 0.7%       |
| 1112   |   | 4   | 0.3%       |
| 1120   |   | 3   | 0.2%       |
| 120  |   | 1   | 0.1%       |
| 1211   |   | 1   | 0.1%       |
| 1212   |   | 4   | 0.3%       |
| 1213   |   | 4   | 0.3%       |
| 1219   |   | 6   | 0.4%       |
| 1221   |   | 4   | 0.3%       |
| 130  |   | 5   | 0.3%       |
| 1311   |   | 4   | 0.3%       |
| 1321   |   | 2   | 0.1%       |
| 1323   |   | 1   | 0.1%       |
| 1324   |   | 3   | 0.2%       |
| 1342   |   | 1   | 0.1%       |
| 1346   |   | 2   | 0.1%       |
| 1349   |   | 3   | 0.2%       |
| 1411   |   | 5   | 0.3%       |
| 1412   |   | 3   | 0.2%       |

# Q56

| Value | Label | Cases | Percentage |
|-------|-------|-------|------------|
| 1420  |       | 17    | 1.2%       |
| 1431  |       | 1     | 0.1%       |
| 1439  |       | 7     | 0.5%       |
| 2132  |       | 1     | 0.1%       |
| 2142  |       | 3     | 0.2%       |
| 2144  |       | 2     | 0.1%       |
| 2152  |       | 2     | 0.1%       |
| 2153  |       | 1     | 0.1%       |
| 2162  |       | 1     | 0.1%       |
| 2163  |       | 2     | 0.1%       |
| 2165  |       | 4     | 0.3%       |
| 2166  |       | 2     | 0.1%       |
| 220   |       | 7     | 0.5%       |
| 2211  |       | 1     | 0.1%       |
| 2221  |       | 16    | 1.1%       |
| 2222  |       | 1     | 0.1%       |
| 2230  |       | 1     | 0.1%       |
| 2263  |       | 2     | 0.1%       |
| 230   |       | 1     | 0.1%       |
| 2310  |       | 1     | 0.1%       |
| 2330  |       | 93    | 6.4%       |
| 2341  |       | 20    | 1.4%       |
| 2342  |       | 15    | 1.0%       |
| 2352  |       | 2     | 0.1%       |
| 2359  |       | 24    | 1.6%       |
| 2411  |       | 8     | 0.5%       |
| 2412  |       | 1     | 0.1%       |
| 2421  |       | 1     | 0.1%       |
| 2424  |       | 1     | 0.1%       |
| 2512  |       | 2     | 0.1%       |
| 2514  |       | 1     | 0.1%       |
| 2519  |       | 1     | 0.1%       |
| 2521  |       | 1     | 0.1%       |
| 2611  |       | 1     | 0.1%       |
| 2622  |       | 1     | 0.1%       |
| 2642  |       | 2     | 0.1%       |
| 2651  |       | 1     | 0.1%       |
| 2659  |       | 4     | 0.3%       |
| 3111  |       | 3     | 0.2%       |
| 3112  |       | 1     | 0.1%       |
| 3113  |       | 2     | 0.1%       |
| 3114  |       | 1     | 0.1%       |
| 3115  |       | 23    | 1.6%       |
| 3118  |       | 2     | 0.1%       |
| 3119  |       | 1     | 0.1%       |

# Q56

| Value | Label | Cases | Percentage |
|-------|-------|-------|------------|
| 3122  |       | 6     | 0.4%       |
| 3123  |       | 6     | 0.4%       |
| 3142  |       | 3     | 0.2%       |
| 3143  |       | 2     | 0.1%       |
| 3152  |       | 3     | 0.2%       |
| 3211  |       | 1     | 0.1%       |
| 3212  |       | 1     | 0.1%       |
| 3221  |       | 2     | 0.1%       |
| 3251  |       | 1     | 0.1%       |
| 3253  |       | 1     | 0.1%       |
| 3257  |       | 2     | 0.1%       |
| 3313  |       | 16    | 1.1%       |
| 3314  |       | 5     | 0.3%       |
| 3322  |       | 22    | 1.5%       |
| 3323  |       | 1     | 0.1%       |
| 3324  |       | 2     | 0.1%       |
| 3333  |       | 4     | 0.3%       |
| 3341  |       | 10    | 0.7%       |
| 3343  |       | 7     | 0.5%       |
| 3353  |       | 23    | 1.6%       |
| 3359  |       | 1     | 0.1%       |
| 3360  |       | 27    | 1.8%       |
| 3411  |       | 1     | 0.1%       |
| 3432  |       | 3     | 0.2%       |
| 3511  |       | 52    | 3.6%       |
| 3512  |       | 3     | 0.2%       |
| 4110  |       | 234   | 16.0%      |
| 4131  |       | 2     | 0.1%       |
| 4132  |       | 19    | 1.3%       |
| 4211  |       | 16    | 1.1%       |
| 4222  |       | 1     | 0.1%       |
| 4223  |       | 1     | 0.1%       |
| 4224  |       | 2     | 0.1%       |
| 4311  |       | 25    | 1.7%       |
| 4312  |       | 4     | 0.3%       |
| 4321  |       | 8     | 0.5%       |
| 4322  |       | 1     | 0.1%       |
| 4412  |       | 2     | 0.1%       |
| 4413  |       | 3     | 0.2%       |
| 4416  |       | 2     | 0.1%       |
| 4419  |       | 14    | 1.0%       |
| 5111  |       | 4     | 0.3%       |
| 5121  |       | 1     | 0.1%       |
| 5122  |       | 6     | 0.4%       |
| 5131  |       | 3     | 0.2%       |

# Q56

| Value | Label | Cases | Percentage |
|-------|-------|-------|------------|
| 5132  |       | 1     | 0.1%       |
| 5141  |       | 2     | 0.1%       |
| 5142  |       | 12    | 0.8%       |
| 5151  |       | 2     | 0.1%       |
| 5211  |       | 6     | 0.4%       |
| 5212  |       | 1     | 0.1%       |
| 5221  |       | 3     | 0.2%       |
| 5223  |       | 20    | 1.4%       |
| 5230  |       | 3     | 0.2%       |
| 5249  |       | 4     | 0.3%       |
| 5311  |       | 2     | 0.1%       |
| 5321  |       | 5     | 0.3%       |
| 5329  |       | 1     | 0.1%       |
| 5412  |       | 6     | 0.4%       |
| 5413  |       | 1     | 0.1%       |
| 5414  |       | 17    | 1.2%       |
| 5415  |       | 3     | 0.2%       |
| 6111  |       | 16    | 1.1%       |
| 6118  |       | 12    | 0.8%       |
| 6119  |       | 1     | 0.1%       |
| 6121  |       | 17    | 1.2%       |
| 6122  |       | 13    | 0.9%       |
| 6411  |       | 2     | 0.1%       |
| 6412  |       | 1     | 0.1%       |
| 6420  |       | 5     | 0.3%       |
| 6430  |       | 1     | 0.1%       |
| 7115  |       | 1     | 0.1%       |
| 7116  |       | 2     | 0.1%       |
| 7125  |       | 1     | 0.1%       |
| 7126  |       | 1     | 0.1%       |
| 7127  |       | 1     | 0.1%       |
| 7132  |       | 1     | 0.1%       |
| 7212  |       | 3     | 0.2%       |
| 7214  |       | 1     | 0.1%       |
| 7221  |       | 1     | 0.1%       |
| 7223  |       | 1     | 0.1%       |
| 7231  |       | 18    | 1.2%       |
| 7233  |       | 1     | 0.1%       |
| 7312  |       | 1     | 0.1%       |
| 7313  |       | 1     | 0.1%       |
| 7316  |       | 3     | 0.2%       |
| 7317  |       | 7     | 0.5%       |
| 7318  |       | 1     | 0.1%       |
| 7319  |       | 1     | 0.1%       |
| 7411  |       | 3     | 0.2%       |

# Q56

| Value | Label | Cases | Percentage |
|-------|-------|-------|------------|
| 7412  |       | 10    | 0.7%       |
| 7413  |       | 2     | 0.1%       |
| 7421  |       | 4     | 0.3%       |
| 7422  |       | 2     | 0.1%       |
| 7511  |       | 3     | 0.2%       |
| 7512  |       | 11    | 0.8%       |
| 7513  |       | 1     | 0.1%       |
| 7514  |       | 2     | 0.1%       |
| 7531  |       | 61    | 4.2%       |
| 7532  |       | 4     | 0.3%       |
| 7533  |       | 5     | 0.3%       |
| 7536  |       | 3     | 0.2%       |
| 8122  |       | 1     | 0.1%       |
| 8152  |       | 1     | 0.1%       |
| 8153  |       | 12    | 0.8%       |
| 8160  |       | 1     | 0.1%       |
| 8172  |       | 1     | 0.1%       |
| 8183  |       | 1     | 0.1%       |
| 8189  |       | 2     | 0.1%       |
| 8219  |       | 1     | 0.1%       |
| 8322  |       | 19    | 1.3%       |
| 8323  |       | 6     | 0.4%       |
| 8331  |       | 2     | 0.1%       |
| 8332  |       | 17    | 1.2%       |
| 8342  |       | 1     | 0.1%       |
| 8343  |       | 1     | 0.1%       |
| 8350  |       | 2     | 0.1%       |
| 9111  |       | 14    | 1.0%       |
| 9112  |       | 86    | 5.9%       |
| 9211  |       | 14    | 1.0%       |
| 9212  |       | 1     | 0.1%       |
| 9214  |       | 1     | 0.1%       |
| 9215  |       | 1     | 0.1%       |
| 9217  |       | 2     | 0.1%       |
| 9313  |       | 6     | 0.4%       |
| 9321  |       | 3     | 0.2%       |
| 9322  |       | 19    | 1.3%       |
| 9333  |       | 1     | 0.1%       |
| 9411  |       | 5     | 0.3%       |
| 9520  |       | 1     | 0.1%       |
| 9611  |       | 1     | 0.1%       |
| 9613  |       | 1     | 0.1%       |
| 9623  |       | 1     | 0.1%       |
| 9629  |       | 20    | 1.4%       |

Warning: these figures indicate the number of cases found in the data file. They cannot be interpreted as summary statistics of the population of interest.

# Q57

|                           |   |
|---------------------------|---|
| <b>Information</b>        | [Type= discrete] [Format=character] [Missing=*] |
| <b>Statistics [NW/ W]</b> | [Valid=1994 /-] [Invalid=0 /-]                  |

| Value  | Label | Cases | Percentage |
|--------|-------|-------|------------|
| 10000  |       | 66    | 3.3%       |
| 100000 |       | 18    | 0.9%       |
| 12000  |       | 18    | 0.9%       |
| 12500  |       | 1     | 0.1%       |
| 125000 |       | 2     | 0.1%       |
| 13500  |       | 1     | 0.1%       |
| 14000  |       | 1     | 0.1%       |
| 1500   |       | 1     | 0.1%       |
| 15000  |       | 164   | 8.2%       |
| 150000 |       | 1     | 0.1%       |
| 15008  |       | 1     | 0.1%       |
| 16000  |       | 1     | 0.1%       |
| 17500  |       | 1     | 0.1%       |
| 18000  |       | 13    | 0.7%       |
| 19000  |       | 2     | 0.1%       |
| 2000   |       | 3     | 0.2%       |
| 20000  |       | 312   | 15.6%      |
| 200000 |       | 6     | 0.3%       |
| 200001 |       | 1     | 0.1%       |
| 22000  |       | 3     | 0.2%       |
| 22500  |       | 1     | 0.1%       |
| 23000  |       | 1     | 0.1%       |
| 25000  |       | 475   | 23.8%      |
| 26000  |       | 1     | 0.1%       |
| 27000  |       | 2     | 0.1%       |
| 28000  |       | 11    | 0.6%       |
| 3000   |       | 8     | 0.4%       |
| 30000  |       | 390   | 19.6%      |
| 300000 |       | 5     | 0.3%       |
| 30008  |       | 1     | 0.1%       |
| 31000  |       | 1     | 0.1%       |
| 32000  |       | 5     | 0.3%       |
| 3500   |       | 2     | 0.1%       |
| 35000  |       | 206   | 10.3%      |
| 350000 |       | 2     | 0.1%       |
| 36000  |       | 1     | 0.1%       |
| 37000  |       | 1     | 0.1%       |
| 38000  |       | 3     | 0.2%       |
| 40000  |       | 104   | 5.2%       |
| 400000 |       | 1     | 0.1%       |
| 42000  |       | 1     | 0.1%       |
| 45000  |       | 30    | 1.5%       |
| 48000  |       | 1     | 0.1%       |

**# Q57**

| Value  | Label | Cases | Percentage |
|--------|-------|-------|------------|
| 5000   |       | 12    | 0.6%       |
| 50000  |       | 69    | 3.5%       |
| 55000  |       | 3     | 0.2%       |
| 6000   |       | 2     | 0.1%       |
| 60000  |       | 16    | 0.8%       |
| 65000  |       | 1     | 0.1%       |
| 7000   |       | 2     | 0.1%       |
| 70000  |       | 5     | 0.3%       |
| 75000  |       | 7     | 0.4%       |
| 8000   |       | 4     | 0.2%       |
| 80000  |       | 3     | 0.2%       |
| 800000 |       | 1     | 0.1%       |

Warning: these figures indicate the number of cases found in the data file. They cannot be interpreted as summary statistics of the population of interest.

**# Q58**

| <b>Information</b>        | [Type= discrete] [Format=character] [Missing=*] |       |            |
|---------------------------|---|-------|------------|
| <b>Statistics [NW/ W]</b> | [Valid=1994 /-] [Invalid=0 /-]                  |       |            |
| Value                     | Label   | Cases | Percentage |
| 1                         | Less than 6 months                              | 820   | 41.1%      |
| 2                         | Between 6-12months                              | 460   | 23.1%      |
| 3                         | One year or more                                | 714   | 35.8%      |

Warning: these figures indicate the number of cases found in the data file. They cannot be interpreted as summary statistics of the population of interest.

**# Q59**

| <b>Information</b>        | [Type= discrete] [Format=character] [Missing=*] |       |            |
|---------------------------|---|-------|------------|
| <b>Statistics [NW/ W]</b> | [Valid=1994 /-] [Invalid=0 /-]                  |       |            |
| Value                     | Label   | Cases | Percentage |
| 1                         | Yes   | 565   | 28.3%      |
| 2                         | No  | 1429  | 71.7%      |

Warning: these figures indicate the number of cases found in the data file. They cannot be interpreted as summary statistics of the population of interest.

**# Q60A**

| <b>Information</b>        | [Type= discrete] [Format=character] [Missing=*] |       |            |
|---------------------------|---|-------|------------|
| <b>Statistics [NW/ W]</b> | [Valid=565 /-] [Invalid=0 /-]                   |       |            |
| Value                     | Label   | Cases | Percentage |
| 1111                      |   | 1     | 0.2%       |
| 1114                      |   | 3     | 0.5%       |
| 1120                      |   | 2     | 0.4%       |
| 120                       |   | 1     | 0.2%       |
| 1212                      |   | 3     | 0.5%       |
| 1213                      |   | 1     | 0.2%       |
| 1221                      |   | 5     | 0.9%       |
| 1223                      |   | 1     | 0.2%       |
| 130                       |   | 2     | 0.4%       |
| 1323                      |   | 1     | 0.2%       |
| 1344                      |   | 1     | 0.2%       |

# Q60A

| Value | Label | Cases | Percentage |
|-------|-------|-------|------------|
| 1345  |       | 1     | 0.2%       |
| 1420  |       | 15    | 2.7%       |
| 2142  |       | 2     | 0.4%       |
| 2144  |       | 1     | 0.2%       |
| 2151  |       | 1     | 0.2%       |
| 2153  |       | 1     | 0.2%       |
| 2163  |       | 3     | 0.5%       |
| 2165  |       | 1     | 0.2%       |
| 220   |       | 1     | 0.2%       |
| 2221  |       | 1     | 0.2%       |
| 2262  |       | 2     | 0.4%       |
| 2263  |       | 1     | 0.2%       |
| 2265  |       | 1     | 0.2%       |
| 2310  |       | 1     | 0.2%       |
| 2330  |       | 8     | 1.4%       |
| 2341  |       | 3     | 0.5%       |
| 2342  |       | 9     | 1.6%       |
| 2351  |       | 1     | 0.2%       |
| 2353  |       | 1     | 0.2%       |
| 2359  |       | 5     | 0.9%       |
| 2411  |       | 4     | 0.7%       |
| 2412  |       | 1     | 0.2%       |
| 2421  |       | 2     | 0.4%       |
| 2512  |       | 1     | 0.2%       |
| 2529  |       | 1     | 0.2%       |
| 2651  |       | 2     | 0.4%       |
| 3111  |       | 5     | 0.9%       |
| 3112  |       | 2     | 0.4%       |
| 3113  |       | 2     | 0.4%       |
| 3115  |       | 18    | 3.2%       |
| 3116  |       | 1     | 0.2%       |
| 3119  |       | 1     | 0.2%       |
| 3122  |       | 10    | 1.8%       |
| 3123  |       | 3     | 0.5%       |
| 3142  |       | 1     | 0.2%       |
| 3212  |       | 2     | 0.4%       |
| 3251  |       | 1     | 0.2%       |
| 3311  |       | 1     | 0.2%       |
| 3312  |       | 1     | 0.2%       |
| 3313  |       | 6     | 1.1%       |
| 3321  |       | 3     | 0.5%       |
| 3322  |       | 18    | 3.2%       |
| 3324  |       | 2     | 0.4%       |
| 3333  |       | 1     | 0.2%       |
| 3343  |       | 1     | 0.2%       |



# Q60A

| Value | Label | Cases | Percentage |
|-------|-------|-------|------------|
| 3353  |       | 1     | 0.2%       |
| 3360  |       | 2     | 0.4%       |
| 3432  |       | 1     | 0.2%       |
| 3511  |       | 9     | 1.6%       |
| 4110  |       | 21    | 3.7%       |
| 4132  |       | 6     | 1.1%       |
| 4211  |       | 2     | 0.4%       |
| 4214  |       | 2     | 0.4%       |
| 4224  |       | 1     | 0.2%       |
| 4226  |       | 1     | 0.2%       |
| 4311  |       | 11    | 1.9%       |
| 4312  |       | 2     | 0.4%       |
| 4321  |       | 4     | 0.7%       |
| 5111  |       | 3     | 0.5%       |
| 5113  |       | 1     | 0.2%       |
| 5122  |       | 4     | 0.7%       |
| 5131  |       | 4     | 0.7%       |
| 5141  |       | 1     | 0.2%       |
| 5142  |       | 4     | 0.7%       |
| 5151  |       | 5     | 0.9%       |
| 5153  |       | 1     | 0.2%       |
| 5211  |       | 15    | 2.7%       |
| 5212  |       | 1     | 0.2%       |
| 5221  |       | 1     | 0.2%       |
| 5223  |       | 13    | 2.3%       |
| 5230  |       | 10    | 1.8%       |
| 5249  |       | 8     | 1.4%       |
| 5322  |       | 1     | 0.2%       |
| 5414  |       | 7     | 1.2%       |
| 6111  |       | 5     | 0.9%       |
| 6112  |       | 2     | 0.4%       |
| 6113  |       | 4     | 0.7%       |
| 6114  |       | 1     | 0.2%       |
| 6117  |       | 1     | 0.2%       |
| 6119  |       | 1     | 0.2%       |
| 6121  |       | 2     | 0.4%       |
| 6122  |       | 1     | 0.2%       |
| 6224  |       | 1     | 0.2%       |
| 6411  |       | 3     | 0.5%       |
| 7113  |       | 1     | 0.2%       |
| 7114  |       | 1     | 0.2%       |
| 7115  |       | 1     | 0.2%       |
| 7116  |       | 1     | 0.2%       |
| 7122  |       | 1     | 0.2%       |
| 7126  |       | 1     | 0.2%       |

# Q60A

| Value | Label | Cases | Percentage |
|-------|-------|-------|------------|
| 7212  |       | 1     | 0.2%       |
| 7215  |       | 1     | 0.2%       |
| 7221  |       | 1     | 0.2%       |
| 7231  |       | 4     | 0.7%       |
| 7312  |       | 2     | 0.4%       |
| 7313  |       | 4     | 0.7%       |
| 7314  |       | 1     | 0.2%       |
| 7317  |       | 5     | 0.9%       |
| 7412  |       | 2     | 0.4%       |
| 7422  |       | 1     | 0.2%       |
| 7511  |       | 2     | 0.4%       |
| 7512  |       | 5     | 0.9%       |
| 7513  |       | 2     | 0.4%       |
| 7514  |       | 2     | 0.4%       |
| 7531  |       | 34    | 6.0%       |
| 7532  |       | 1     | 0.2%       |
| 7533  |       | 1     | 0.2%       |
| 7536  |       | 2     | 0.4%       |
| 8121  |       | 1     | 0.2%       |
| 8122  |       | 1     | 0.2%       |
| 8142  |       | 1     | 0.2%       |
| 8152  |       | 1     | 0.2%       |
| 8153  |       | 10    | 1.8%       |
| 8160  |       | 1     | 0.2%       |
| 8189  |       | 4     | 0.7%       |
| 8212  |       | 1     | 0.2%       |
| 8322  |       | 8     | 1.4%       |
| 8323  |       | 5     | 0.9%       |
| 8332  |       | 14    | 2.5%       |
| 8350  |       | 1     | 0.2%       |
| 9111  |       | 14    | 2.5%       |
| 9112  |       | 17    | 3.0%       |
| 9121  |       | 1     | 0.2%       |
| 9122  |       | 1     | 0.2%       |
| 9211  |       | 8     | 1.4%       |
| 9214  |       | 1     | 0.2%       |
| 9215  |       | 1     | 0.2%       |
| 9216  |       | 1     | 0.2%       |
| 9217  |       | 1     | 0.2%       |
| 9312  |       | 1     | 0.2%       |
| 9313  |       | 15    | 2.7%       |
| 9321  |       | 6     | 1.1%       |
| 9322  |       | 20    | 3.5%       |
| 9335  |       | 1     | 0.2%       |
| 9411  |       | 3     | 0.5%       |

# Q60A

| Value | Label | Cases | Percentage |
|-------|-------|-------|------------|
| 9520  |       | 1     | 0.2%       |
| 9613  |       | 1     | 0.2%       |
| 9621  |       | 3     | 0.5%       |
| 9629  |       | 11    | 1.9%       |

Warning: these figures indicate the number of cases found in the data file. They cannot be interpreted as summary statistics of the population of interest.

# Q60B

|                    |   |
|--------------------|---|
| <b>Information</b> | [Type= discrete] [Format=character] [Missing=*] |
|--------------------|---|

|                           |                               |
|---------------------------|-------------------------------|
| <b>Statistics [NW/ W]</b> | [Valid=565 /-] [Invalid=0 /-] |
|---------------------------|-------------------------------|

| Value | Label | Cases | Percentage |
|-------|-------|-------|------------|
| 10101 |       | 1     | 0.2%       |
| 10505 |       | 1     | 0.2%       |
| 10711 |       | 1     | 0.2%       |
| 10713 |       | 5     | 0.9%       |
| 10715 |       | 1     | 0.2%       |
| 10719 |       | 3     | 0.5%       |
| 10739 |       | 1     | 0.2%       |
| 10741 |       | 3     | 0.5%       |
| 10750 |       | 1     | 0.2%       |
| 10791 |       | 5     | 0.9%       |
| 10792 |       | 1     | 0.2%       |
| 10795 |       | 2     | 0.4%       |
| 10797 |       | 1     | 0.2%       |
| 11041 |       | 1     | 0.2%       |
| 11042 |       | 1     | 0.2%       |
| 1111  |       | 4     | 0.7%       |
| 1120  |       | 8     | 1.4%       |
| 1132  |       | 4     | 0.7%       |
| 1138  |       | 2     | 0.4%       |
| 1271  |       | 5     | 0.9%       |
| 1282  |       | 1     | 0.2%       |
| 1284  |       | 1     | 0.2%       |
| 1291  |       | 1     | 0.2%       |
| 1299  |       | 1     | 0.2%       |
| 13114 |       | 1     | 0.2%       |
| 13132 |       | 1     | 0.2%       |
| 13137 |       | 2     | 0.4%       |
| 13927 |       | 1     | 0.2%       |
| 13929 |       | 2     | 0.4%       |
| 13993 |       | 1     | 0.2%       |
| 14101 |       | 55    | 9.7%       |
| 14103 |       | 1     | 0.2%       |
| 14105 |       | 8     | 1.4%       |
| 14106 |       | 3     | 0.5%       |
| 14109 |       | 23    | 4.1%       |

**# Q60B**

| <b>Value</b> | <b>Label</b> | <b>Cases</b> | <b>Percentage</b> |
|--------------|--------------|--------------|-------------------|
| 1413         |              | 1            | 0.2%              |
| 1462         |              | 2            | 0.4%              |
| 1500         |              | 1            | 0.2%              |
| 15129        |              | 1            | 0.2%              |
| 15201        |              | 3            | 0.5%              |
| 16101        |              | 1            | 0.2%              |
| 16104        |              | 1            | 0.2%              |
| 1613         |              | 1            | 0.2%              |
| 1619         |              | 2            | 0.4%              |
| 16222        |              | 1            | 0.2%              |
| 16299        |              | 1            | 0.2%              |
| 17025        |              | 1            | 0.2%              |
| 18115        |              | 2            | 0.4%              |
| 20121        |              | 1            | 0.2%              |
| 20131        |              | 1            | 0.2%              |
| 20137        |              | 1            | 0.2%              |
| 20292        |              | 1            | 0.2%              |
| 20309        |              | 1            | 0.2%              |
| 21001        |              | 1            | 0.2%              |
| 22111        |              | 2            | 0.4%              |
| 22195        |              | 1            | 0.2%              |
| 22202        |              | 1            | 0.2%              |
| 22208        |              | 1            | 0.2%              |
| 23922        |              | 2            | 0.4%              |
| 23932        |              | 1            | 0.2%              |
| 23939        |              | 2            | 0.4%              |
| 23953        |              | 1            | 0.2%              |
| 24320        |              | 1            | 0.2%              |
| 25113        |              | 1            | 0.2%              |
| 25931        |              | 2            | 0.4%              |
| 25995        |              | 1            | 0.2%              |
| 25996        |              | 1            | 0.2%              |
| 25997        |              | 1            | 0.2%              |
| 27322        |              | 1            | 0.2%              |
| 27403        |              | 1            | 0.2%              |
| 29100        |              | 1            | 0.2%              |
| 29301        |              | 3            | 0.5%              |
| 3111         |              | 1            | 0.2%              |
| 32112        |              | 1            | 0.2%              |
| 32303        |              | 1            | 0.2%              |
| 32402        |              | 1            | 0.2%              |
| 32403        |              | 1            | 0.2%              |
| 33140        |              | 1            | 0.2%              |
| 36002        |              | 1            | 0.2%              |
| 38220        |              | 1            | 0.2%              |

# Q60B

| Value | Label | Cases | Percentage |
|-------|-------|-------|------------|
| 41001 |       | 3     | 0.5%       |
| 41002 |       | 3     | 0.5%       |
| 41003 |       | 24    | 4.2%       |
| 42101 |       | 2     | 0.4%       |
| 42202 |       | 1     | 0.2%       |
| 43211 |       | 2     | 0.4%       |
| 43212 |       | 1     | 0.2%       |
| 43221 |       | 1     | 0.2%       |
| 43229 |       | 1     | 0.2%       |
| 43303 |       | 1     | 0.2%       |
| 43309 |       | 1     | 0.2%       |
| 45101 |       | 1     | 0.2%       |
| 45102 |       | 2     | 0.4%       |
| 45103 |       | 1     | 0.2%       |
| 45105 |       | 1     | 0.2%       |
| 45202 |       | 4     | 0.7%       |
| 45309 |       | 1     | 0.2%       |
| 45401 |       | 1     | 0.2%       |
| 46206 |       | 1     | 0.2%       |
| 46209 |       | 1     | 0.2%       |
| 46303 |       | 1     | 0.2%       |
| 46593 |       | 1     | 0.2%       |
| 46611 |       | 1     | 0.2%       |
| 46622 |       | 1     | 0.2%       |
| 46637 |       | 1     | 0.2%       |
| 46901 |       | 1     | 0.2%       |
| 47111 |       | 2     | 0.4%       |
| 47112 |       | 9     | 1.6%       |
| 47113 |       | 10    | 1.8%       |
| 47190 |       | 3     | 0.5%       |
| 47214 |       | 1     | 0.2%       |
| 47215 |       | 1     | 0.2%       |
| 47216 |       | 3     | 0.5%       |
| 47217 |       | 2     | 0.4%       |
| 47222 |       | 1     | 0.2%       |
| 47301 |       | 1     | 0.2%       |
| 47305 |       | 1     | 0.2%       |
| 47413 |       | 2     | 0.4%       |
| 47511 |       | 3     | 0.5%       |
| 47519 |       | 2     | 0.4%       |
| 47521 |       | 2     | 0.4%       |
| 47529 |       | 4     | 0.7%       |
| 47595 |       | 2     | 0.4%       |
| 47598 |       | 3     | 0.5%       |
| 47599 |       | 2     | 0.4%       |

# Q60B

| Value | Label | Cases | Percentage |
|-------|-------|-------|------------|
| 47613 |       | 1     | 0.2%       |
| 47623 |       | 1     | 0.2%       |
| 47640 |       | 1     | 0.2%       |
| 47711 |       | 7     | 1.2%       |
| 47712 |       | 2     | 0.4%       |
| 47721 |       | 3     | 0.5%       |
| 47732 |       | 1     | 0.2%       |
| 47734 |       | 2     | 0.4%       |
| 47739 |       | 2     | 0.4%       |
| 47811 |       | 1     | 0.2%       |
| 47819 |       | 1     | 0.2%       |
| 47829 |       | 1     | 0.2%       |
| 47899 |       | 2     | 0.4%       |
| 49212 |       | 1     | 0.2%       |
| 49222 |       | 5     | 0.9%       |
| 49223 |       | 1     | 0.2%       |
| 49224 |       | 2     | 0.4%       |
| 49229 |       | 3     | 0.5%       |
| 49232 |       | 9     | 1.6%       |
| 49239 |       | 2     | 0.4%       |
| 52240 |       | 2     | 0.4%       |
| 53200 |       | 1     | 0.2%       |
| 55101 |       | 14    | 2.5%       |
| 55102 |       | 1     | 0.2%       |
| 55103 |       | 3     | 0.5%       |
| 56102 |       | 2     | 0.4%       |
| 56103 |       | 4     | 0.7%       |
| 56104 |       | 1     | 0.2%       |
| 56105 |       | 1     | 0.2%       |
| 56293 |       | 2     | 0.4%       |
| 56294 |       | 3     | 0.5%       |
| 56299 |       | 1     | 0.2%       |
| 56303 |       | 1     | 0.2%       |
| 56306 |       | 1     | 0.2%       |
| 58192 |       | 2     | 0.4%       |
| 61901 |       | 1     | 0.2%       |
| 62010 |       | 4     | 0.7%       |
| 62020 |       | 3     | 0.5%       |
| 63120 |       | 1     | 0.2%       |
| 64110 |       | 1     | 0.2%       |
| 64191 |       | 5     | 0.9%       |
| 64192 |       | 2     | 0.4%       |
| 64199 |       | 2     | 0.4%       |
| 64309 |       | 2     | 0.4%       |
| 64910 |       | 3     | 0.5%       |

# Q60B

| Value | Label | Cases | Percentage |
|-------|-------|-------|------------|
| 64990 |       | 4     | 0.7%       |
| 65110 |       | 3     | 0.5%       |
| 65120 |       | 1     | 0.2%       |
| 66199 |       | 1     | 0.2%       |
| 66300 |       | 1     | 0.2%       |
| 68103 |       | 1     | 0.2%       |
| 68209 |       | 1     | 0.2%       |
| 69103 |       | 1     | 0.2%       |
| 69201 |       | 2     | 0.4%       |
| 69202 |       | 1     | 0.2%       |
| 71105 |       | 1     | 0.2%       |
| 72103 |       | 1     | 0.2%       |
| 74102 |       | 1     | 0.2%       |
| 79110 |       | 1     | 0.2%       |
| 79120 |       | 5     | 0.9%       |
| 79903 |       | 1     | 0.2%       |
| 80101 |       | 4     | 0.7%       |
| 80102 |       | 1     | 0.2%       |
| 81210 |       | 2     | 0.4%       |
| 82113 |       | 1     | 0.2%       |
| 82119 |       | 2     | 0.4%       |
| 82191 |       | 1     | 0.2%       |
| 82192 |       | 1     | 0.2%       |
| 82200 |       | 1     | 0.2%       |
| 84110 |       | 8     | 1.4%       |
| 84120 |       | 4     | 0.7%       |
| 84210 |       | 2     | 0.4%       |
| 84220 |       | 6     | 1.1%       |
| 84302 |       | 2     | 0.4%       |
| 85101 |       | 8     | 1.4%       |
| 85103 |       | 3     | 0.5%       |
| 85104 |       | 3     | 0.5%       |
| 85211 |       | 2     | 0.4%       |
| 85212 |       | 3     | 0.5%       |
| 85213 |       | 1     | 0.2%       |
| 85221 |       | 1     | 0.2%       |
| 85301 |       | 1     | 0.2%       |
| 85307 |       | 2     | 0.4%       |
| 85491 |       | 1     | 0.2%       |
| 85492 |       | 1     | 0.2%       |
| 85509 |       | 1     | 0.2%       |
| 86104 |       | 1     | 0.2%       |
| 86105 |       | 2     | 0.4%       |
| 86202 |       | 1     | 0.2%       |
| 86203 |       | 1     | 0.2%       |

| <b># Q60B</b>  |   |              |                   |
|--|---|--------------|-------------------|
| <b>Value</b>   | <b>Label</b>                                    | <b>Cases</b> | <b>Percentage</b> |
| 86903  |   | 1            | 0.2%              |
| 86904  |   | 2            | 0.4%              |
| 86909  |   | 1            | 0.2%              |
| 88905  |   | 1            | 0.2%              |
| 88908  |   | 2            | 0.4%              |
| 8919   |   | 1            | 0.2%              |
| 8999   |   | 1            | 0.2%              |
| 90006  |   | 1            | 0.2%              |
| 94995  |   | 1            | 0.2%              |
| 95221  |   | 1            | 0.2%              |
| 96021  |   | 3            | 0.5%              |
| 96029  |   | 2            | 0.4%              |
| 96095  |   | 1            | 0.2%              |
| 96099  |   | 1            | 0.2%              |
| 97005  |   | 2            | 0.4%              |
| 97006  |   | 15           | 2.7%              |
| 98105  |   | 1            | 0.2%              |
| 98209  |   | 1            | 0.2%              |
| 99009  |   | 1            | 0.2%              |
| <i>Warning: these figures indicate the number of cases found in the data file. They cannot be interpreted as summary statistics of the population of interest.</i> |   |              |                   |
| <b># Q61</b>   |   |              |                   |
| <b>Information</b>   | [Type= discrete] [Format=character] [Missing=*] |              |                   |
| <b>Statistics [NW/ W]</b>  | [Valid=565 /-] [Invalid=0 /-]                   |              |                   |
| <b>Value</b>   | <b>Label</b>                                    | <b>Cases</b> | <b>Percentage</b> |
| 1  | Employee  | 483          | 85.5%             |
| 2  | Employer  | 4            | 0.7%              |
| 3  | Own account worker                              | 56           | 9.9%              |
| 4  | Unpaid family worker                            | 22           | 3.9%              |
| <i>Warning: these figures indicate the number of cases found in the data file. They cannot be interpreted as summary statistics of the population of interest.</i> |   |              |                   |
| <b># Q62</b>   |   |              |                   |
| <b>Information</b>   | [Type= discrete] [Format=character] [Missing=*] |              |                   |
| <b>Statistics [NW/ W]</b>  | [Valid=61660 /-] [Invalid=0 /-]                 |              |                   |
| <b>Value</b>   | <b>Label</b>                                    | <b>Cases</b> | <b>Percentage</b> |
| 1  | Yes   | 4508         | 7.3%              |
| 2  | No  | 57152        | 92.7%             |
| <i>Warning: these figures indicate the number of cases found in the data file. They cannot be interpreted as summary statistics of the population of interest.</i> |   |              |                   |
| <b># Q63_A_22</b>  |   |              |                   |
| <b>Information</b>   | [Type= discrete] [Format=character] [Missing=*] |              |                   |
| <b>Statistics [NW/ W]</b>  | [Valid=4508 /-] [Invalid=0 /-]                  |              |                   |
| <b>Value</b>   | <b>Label</b>                                    | <b>Cases</b> | <b>Percentage</b> |
| 111  |   | 172          | 3.8%              |
| 112  |   | 36           | 0.8%              |
| 113  |   | 11           | 0.2%              |



# Q63\_A\_22

| Value | Label | Cases | Percentage |
|-------|-------|-------|------------|
| 114   |       | 19    | 0.4%       |
| 115   |       | 4     | 0.1%       |
| 121   |       | 19    | 0.4%       |
| 122   |       | 251   | 5.6%       |
| 123   |       | 9     | 0.2%       |
| 124   |       | 9     | 0.2%       |
| 131   |       | 4     | 0.1%       |
| 132   |       | 2     | 0.0%       |
| 133   |       | 3     | 0.1%       |
| 134   |       | 14    | 0.3%       |
| 141   |       | 23    | 0.5%       |
| 142   |       | 6     | 0.1%       |
| 143   |       | 3     | 0.1%       |
| 145   |       | 17    | 0.4%       |
| 146   |       | 5     | 0.1%       |
| 147   |       | 1     | 0.0%       |
| 148   |       | 5     | 0.1%       |
| 149   |       | 1     | 0.0%       |
| 151   |       | 3     | 0.1%       |
| 152   |       | 29    | 0.6%       |
| 154   |       | 1     | 0.0%       |
| 155   |       | 2     | 0.0%       |
| 161   |       | 24    | 0.5%       |
| 162   |       | 21    | 0.5%       |
| 163   |       | 18    | 0.4%       |
| 164   |       | 1     | 0.0%       |
| 165   |       | 19    | 0.4%       |
| 212   |       | 3     | 0.1%       |
| 213   |       | 123   | 2.7%       |
| 214   |       | 14    | 0.3%       |
| 215   |       | 3     | 0.1%       |
| 216   |       | 1     | 0.0%       |
| 217   |       | 94    | 2.1%       |
| 218   |       | 40    | 0.9%       |
| 219   |       | 7     | 0.2%       |
| 221   |       | 35    | 0.8%       |
| 222   |       | 2     | 0.0%       |
| 223   |       | 3     | 0.1%       |
| 225   |       | 26    | 0.6%       |
| 226   |       | 7     | 0.2%       |
| 227   |       | 20    | 0.4%       |
| 228   |       | 1     | 0.0%       |
| 229   |       | 12    | 0.3%       |
| 231   |       | 102   | 2.3%       |
| 232   |       | 25    | 0.6%       |

# Q63\_A\_22

| Value | Label | Cases | Percentage |
|-------|-------|-------|------------|
| 233   |       | 110   | 2.4%       |
| 234   |       | 15    | 0.3%       |
| 235   |       | 13    | 0.3%       |
| 236   |       | 43    | 1.0%       |
| 237   |       | 7     | 0.2%       |
| 238   |       | 2     | 0.0%       |
| 239   |       | 14    | 0.3%       |
| 241   |       | 4     | 0.1%       |
| 242   |       | 2     | 0.0%       |
| 244   |       | 2     | 0.0%       |
| 245   |       | 2     | 0.0%       |
| 247   |       | 2     | 0.0%       |
| 248   |       | 13    | 0.3%       |
| 251   |       | 3     | 0.1%       |
| 252   |       | 2     | 0.0%       |
| 253   |       | 2     | 0.0%       |
| 254   |       | 1     | 0.0%       |
| 256   |       | 10    | 0.2%       |
| 311   |       | 4     | 0.1%       |
| 312   |       | 42    | 0.9%       |
| 313   |       | 5     | 0.1%       |
| 314   |       | 3     | 0.1%       |
| 315   |       | 5     | 0.1%       |
| 316   |       | 10    | 0.2%       |
| 321   |       | 52    | 1.2%       |
| 322   |       | 22    | 0.5%       |
| 323   |       | 33    | 0.7%       |
| 324   |       | 7     | 0.2%       |
| 411   |       | 1     | 0.0%       |
| 412   |       | 8     | 0.2%       |
| 414   |       | 2     | 0.0%       |
| 415   |       | 2     | 0.0%       |
| 416   |       | 3     | 0.1%       |
| 418   |       | 4     | 0.1%       |
| 419   |       | 6     | 0.1%       |
| 421   |       | 2     | 0.0%       |
| 423   |       | 2     | 0.0%       |
| 432   |       | 17    | 0.4%       |
| 441   |       | 2     | 0.0%       |
| 442   |       | 3     | 0.1%       |
| 451   |       | 5     | 0.1%       |
| 452   |       | 1     | 0.0%       |
| 511   |       | 5     | 0.1%       |
| 514   |       | 2     | 0.0%       |
| 517   |       | 1     | 0.0%       |

# Q63\_A\_22

| Value | Label | Cases | Percentage |
|-------|-------|-------|------------|
| 518   |       | 5     | 0.1%       |
| 519   |       | 4     | 0.1%       |
| 525   |       | 3     | 0.1%       |
| 526   |       | 10    | 0.2%       |
| 531   |       | 4     | 0.1%       |
| 541   |       | 113   | 2.5%       |
| 542   |       | 12    | 0.3%       |
| 545   |       | 2     | 0.0%       |
| 546   |       | 5     | 0.1%       |
| 551   |       | 16    | 0.4%       |
| 552   |       | 1     | 0.0%       |
| 553   |       | 15    | 0.3%       |
| 561   |       | 1     | 0.0%       |
| 563   |       | 12    | 0.3%       |
| 572   |       | 1     | 0.0%       |
| 573   |       | 2     | 0.0%       |
| 611   |       | 117   | 2.6%       |
| 612   |       | 70    | 1.6%       |
| 613   |       | 47    | 1.0%       |
| 614   |       | 2     | 0.0%       |
| 615   |       | 27    | 0.6%       |
| 616   |       | 21    | 0.5%       |
| 617   |       | 22    | 0.5%       |
| 618   |       | 26    | 0.6%       |
| 619   |       | 17    | 0.4%       |
| 711   |       | 73    | 1.6%       |
| 712   |       | 2     | 0.0%       |
| 713   |       | 5     | 0.1%       |
| 714   |       | 1     | 0.0%       |
| 715   |       | 8     | 0.2%       |
| 716   |       | 39    | 0.9%       |
| 717   |       | 7     | 0.2%       |
| 718   |       | 204   | 4.5%       |
| 719   |       | 732   | 16.2%      |
| 811   |       | 96    | 2.1%       |
| 812   |       | 29    | 0.6%       |
| 813   |       | 10    | 0.2%       |
| 814   |       | 2     | 0.0%       |
| 821   |       | 45    | 1.0%       |
| 822   |       | 31    | 0.7%       |
| 823   |       | 1     | 0.0%       |
| 824   |       | 6     | 0.1%       |
| 825   |       | 6     | 0.1%       |
| 826   |       | 15    | 0.3%       |
| 827   |       | 12    | 0.3%       |

# Q63\_A\_22

| Value | Label | Cases | Percentage |
|-------|-------|-------|------------|
| 828   |       | 5     | 0.1%       |
| 829   |       | 21    | 0.5%       |
| 831   |       | 3     | 0.1%       |
| 832   |       | 1     | 0.0%       |
| 834   |       | 3     | 0.1%       |
| 841   |       | 19    | 0.4%       |
| 842   |       | 6     | 0.1%       |
| 843   |       | 12    | 0.3%       |
| 845   |       | 33    | 0.7%       |
| 846   |       | 3     | 0.1%       |
| 847   |       | 2     | 0.0%       |
| 848   |       | 11    | 0.2%       |
| 851   |       | 14    | 0.3%       |
| 852   |       | 23    | 0.5%       |
| 853   |       | 83    | 1.8%       |
| 854   |       | 39    | 0.9%       |
| 855   |       | 1     | 0.0%       |
| 856   |       | 8     | 0.2%       |
| 861   |       | 36    | 0.8%       |
| 862   |       | 1     | 0.0%       |
| 863   |       | 4     | 0.1%       |
| 865   |       | 2     | 0.0%       |
| 871   |       | 156   | 3.5%       |
| 872   |       | 7     | 0.2%       |
| 873   |       | 21    | 0.5%       |
| 874   |       | 5     | 0.1%       |
| 911   |       | 1     | 0.0%       |
| 914   |       | 5     | 0.1%       |
| 921   |       | 2     | 0.0%       |
| 923   |       | 4     | 0.1%       |
| 924   |       | 1     | 0.0%       |
| 927   |       | 1     | 0.0%       |
| 931   |       | 120   | 2.7%       |
| 932   |       | 1     | 0.0%       |
| 941   |       | 2     | 0.0%       |
| 942   |       | 7     | 0.2%       |
| 943   |       | 2     | 0.0%       |
| 945   |       | 6     | 0.1%       |
| 946   |       | 1     | 0.0%       |
| 951   |       | 3     | 0.1%       |
| 952   |       | 9     | 0.2%       |
| 953   |       | 4     | 0.1%       |
| 961   |       | 11    | 0.2%       |
| 962   |       | 2     | 0.0%       |
| 963   |       | 6     | 0.1%       |

# Q63\_A\_22

| Value | Label | Cases | Percentage |
|-------|-------|-------|------------|
| 965   |       | 6     | 0.1%       |
| 966   |       | 9     | 0.2%       |
| 967   |       | 7     | 0.2%       |
| 968   |       | 3     | 0.1%       |
| 969   |       | 2     | 0.0%       |
| 971   |       | 30    | 0.7%       |
| 972   |       | 18    | 0.4%       |
| 973   |       | 59    | 1.3%       |
| 974   |       | 3     | 0.1%       |
| 982   |       | 14    | 0.3%       |
| 983   |       | 25    | 0.6%       |

Warning: these figures indicate the number of cases found in the data file. They cannot be interpreted as summary statistics of the population of interest.

# Q63\_A\_3

|                           |   |
|---------------------------|---|
| <b>Information</b>        | [Type= discrete] [Format=character] [Missing=*] |
| <b>Statistics [NW/ W]</b> | [Valid=4508 /-] [Invalid=0 /-]                  |

| Value | Label | Cases | Percentage |
|-------|-------|-------|------------|
| 1     |       | 2658  | 59.0%      |
| 2     |       | 667   | 14.8%      |
| 3     |       | 633   | 14.0%      |
| 4     |       | 223   | 4.9%       |
| 5     |       | 259   | 5.7%       |
| 6     |       | 68    | 1.5%       |

Warning: these figures indicate the number of cases found in the data file. They cannot be interpreted as summary statistics of the population of interest.

# Q63\_A\_42

|                           |   |
|---------------------------|---|
| <b>Information</b>        | [Type= discrete] [Format=character] [Missing=*] |
| <b>Statistics [NW/ W]</b> | [Valid=4508 /-] [Invalid=0 /-]                  |

| Value | Label | Cases | Percentage |
|-------|-------|-------|------------|
| 1     |       | 645   | 14.3%      |
| 10    |       | 2     | 0.0%       |
| 11    |       | 10    | 0.2%       |
| 12    |       | 4     | 0.1%       |
| 14    |       | 7     | 0.2%       |
| 15    |       | 3     | 0.1%       |
| 18    |       | 92    | 2.0%       |
| 19    |       | 5     | 0.1%       |
| 2     |       | 193   | 4.3%       |
| 20    |       | 3     | 0.1%       |
| 21    |       | 18    | 0.4%       |
| 22    |       | 5     | 0.1%       |
| 23    |       | 35    | 0.8%       |
| 24    |       | 7     | 0.2%       |
| 25    |       | 36    | 0.8%       |
| 26    |       | 4     | 0.1%       |
| 27    |       | 30    | 0.7%       |

# Q63\_A\_42

| Value | Label | Cases | Percentage |
|-------|-------|-------|------------|
| 28    |       | 22    | 0.5%       |
| 29    |       | 7     | 0.2%       |
| 3     |       | 248   | 5.5%       |
| 32    |       | 3     | 0.1%       |
| 33    |       | 1     | 0.0%       |
| 34    |       | 7     | 0.2%       |
| 35    |       | 4     | 0.1%       |
| 36    |       | 2     | 0.0%       |
| 37    |       | 5     | 0.1%       |
| 38    |       | 39    | 0.9%       |
| 39    |       | 4     | 0.1%       |
| 4     |       | 31    | 0.7%       |
| 40    |       | 3     | 0.1%       |
| 41    |       | 2     | 0.0%       |
| 42    |       | 4     | 0.1%       |
| 43    |       | 703   | 15.6%      |
| 44    |       | 180   | 4.0%       |
| 45    |       | 973   | 21.6%      |
| 46    |       | 844   | 18.7%      |
| 47    |       | 66    | 1.5%       |
| 5     |       | 201   | 4.5%       |
| 6     |       | 20    | 0.4%       |
| 7     |       | 19    | 0.4%       |
| 8     |       | 1     | 0.0%       |
| 9     |       | 20    | 0.4%       |

Warning: these figures indicate the number of cases found in the data file. They cannot be interpreted as summary statistics of the population of interest.

# Q63\_A\_5

| <b>Information</b>        | [Type= discrete] [Format=character] [Missing=*] |       |            |
|---------------------------|---|-------|------------|
| <b>Statistics [NW/ W]</b> | [Valid=4508 /-] [Invalid=0 /-]                  |       |            |
| Value                     | Label   | Cases | Percentage |
| 0                         |   | 32    | 0.7%       |
| 1                         |   | 101   | 2.2%       |
| 10                        |   | 10    | 0.2%       |
| 11                        |   | 1     | 0.0%       |
| 12                        |   | 1038  | 23.0%      |
| 14                        |   | 3     | 0.1%       |
| 15                        |   | 4     | 0.1%       |
| 16                        |   | 1     | 0.0%       |
| 18                        |   | 129   | 2.9%       |
| 2                         |   | 39    | 0.9%       |
| 24                        |   | 429   | 9.5%       |
| 28                        |   | 1     | 0.0%       |
| 3                         |   | 390   | 8.7%       |
| 30                        |   | 19    | 0.4%       |

# Q63\_A\_5

| Value | Label | Cases | Percentage |
|-------|-------|-------|------------|
| 36    |       | 349   | 7.7%       |
| 4     |       | 55    | 1.2%       |
| 40    |       | 1     | 0.0%       |
| 42    |       | 8     | 0.2%       |
| 48    |       | 93    | 2.1%       |
| 5     |       | 10    | 0.2%       |
| 54    |       | 3     | 0.1%       |
| 6     |       | 1691  | 37.5%      |
| 60    |       | 20    | 0.4%       |
| 7     |       | 8     | 0.2%       |
| 8     |       | 40    | 0.9%       |
| 9     |       | 33    | 0.7%       |

Warning: these figures indicate the number of cases found in the data file. They cannot be interpreted as summary statistics of the population of interest.

# Q63\_B\_22

|                           |   |
|---------------------------|---|
| <b>Information</b>        | [Type= discrete] [Format=character] [Missing=*] |
| <b>Statistics [NW/ W]</b> | [Valid=657 /-] [Invalid=0 /-]                   |

| Value | Label | Cases | Percentage |
|-------|-------|-------|------------|
| 111   |       | 39    | 5.9%       |
| 112   |       | 12    | 1.8%       |
| 121   |       | 4     | 0.6%       |
| 122   |       | 29    | 4.4%       |
| 123   |       | 1     | 0.2%       |
| 124   |       | 5     | 0.8%       |
| 132   |       | 2     | 0.3%       |
| 134   |       | 1     | 0.2%       |
| 141   |       | 4     | 0.6%       |
| 142   |       | 4     | 0.6%       |
| 143   |       | 1     | 0.2%       |
| 145   |       | 6     | 0.9%       |
| 149   |       | 1     | 0.2%       |
| 151   |       | 1     | 0.2%       |
| 152   |       | 3     | 0.5%       |
| 154   |       | 1     | 0.2%       |
| 161   |       | 4     | 0.6%       |
| 162   |       | 2     | 0.3%       |
| 163   |       | 1     | 0.2%       |
| 165   |       | 3     | 0.5%       |
| 211   |       | 1     | 0.2%       |
| 212   |       | 2     | 0.3%       |
| 213   |       | 9     | 1.4%       |
| 214   |       | 2     | 0.3%       |
| 217   |       | 6     | 0.9%       |
| 218   |       | 6     | 0.9%       |
| 225   |       | 4     | 0.6%       |

# Q63\_B\_22

| Value | Label | Cases | Percentage |
|-------|-------|-------|------------|
| 226   |       | 1     | 0.2%       |
| 229   |       | 1     | 0.2%       |
| 231   |       | 9     | 1.4%       |
| 232   |       | 2     | 0.3%       |
| 233   |       | 10    | 1.5%       |
| 234   |       | 2     | 0.3%       |
| 236   |       | 5     | 0.8%       |
| 237   |       | 1     | 0.2%       |
| 241   |       | 1     | 0.2%       |
| 245   |       | 1     | 0.2%       |
| 248   |       | 4     | 0.6%       |
| 253   |       | 2     | 0.3%       |
| 256   |       | 3     | 0.5%       |
| 311   |       | 1     | 0.2%       |
| 312   |       | 5     | 0.8%       |
| 313   |       | 3     | 0.5%       |
| 321   |       | 8     | 1.2%       |
| 322   |       | 1     | 0.2%       |
| 323   |       | 3     | 0.5%       |
| 324   |       | 2     | 0.3%       |
| 419   |       | 3     | 0.5%       |
| 432   |       | 1     | 0.2%       |
| 451   |       | 1     | 0.2%       |
| 452   |       | 1     | 0.2%       |
| 518   |       | 1     | 0.2%       |
| 519   |       | 1     | 0.2%       |
| 524   |       | 1     | 0.2%       |
| 541   |       | 12    | 1.8%       |
| 543   |       | 1     | 0.2%       |
| 546   |       | 3     | 0.5%       |
| 551   |       | 1     | 0.2%       |
| 553   |       | 2     | 0.3%       |
| 561   |       | 1     | 0.2%       |
| 573   |       | 1     | 0.2%       |
| 611   |       | 7     | 1.1%       |
| 612   |       | 8     | 1.2%       |
| 613   |       | 2     | 0.3%       |
| 614   |       | 4     | 0.6%       |
| 615   |       | 3     | 0.5%       |
| 616   |       | 1     | 0.2%       |
| 617   |       | 2     | 0.3%       |
| 618   |       | 7     | 1.1%       |
| 619   |       | 3     | 0.5%       |
| 711   |       | 17    | 2.6%       |
| 712   |       | 2     | 0.3%       |



# Q63\_B\_22

| Value | Label | Cases | Percentage |
|-------|-------|-------|------------|
| 713   |       | 2     | 0.3%       |
| 715   |       | 1     | 0.2%       |
| 716   |       | 9     | 1.4%       |
| 718   |       | 32    | 4.9%       |
| 719   |       | 103   | 15.7%      |
| 811   |       | 12    | 1.8%       |
| 812   |       | 3     | 0.5%       |
| 814   |       | 2     | 0.3%       |
| 821   |       | 7     | 1.1%       |
| 822   |       | 8     | 1.2%       |
| 824   |       | 2     | 0.3%       |
| 825   |       | 3     | 0.5%       |
| 826   |       | 3     | 0.5%       |
| 828   |       | 1     | 0.2%       |
| 829   |       | 3     | 0.5%       |
| 831   |       | 1     | 0.2%       |
| 843   |       | 1     | 0.2%       |
| 845   |       | 3     | 0.5%       |
| 848   |       | 1     | 0.2%       |
| 851   |       | 4     | 0.6%       |
| 852   |       | 1     | 0.2%       |
| 853   |       | 12    | 1.8%       |
| 854   |       | 11    | 1.7%       |
| 856   |       | 1     | 0.2%       |
| 861   |       | 1     | 0.2%       |
| 862   |       | 1     | 0.2%       |
| 865   |       | 1     | 0.2%       |
| 871   |       | 13    | 2.0%       |
| 872   |       | 1     | 0.2%       |
| 873   |       | 2     | 0.3%       |
| 874   |       | 1     | 0.2%       |
| 911   |       | 1     | 0.2%       |
| 914   |       | 1     | 0.2%       |
| 925   |       | 1     | 0.2%       |
| 931   |       | 61    | 9.3%       |
| 943   |       | 1     | 0.2%       |
| 945   |       | 3     | 0.5%       |
| 946   |       | 2     | 0.3%       |
| 952   |       | 1     | 0.2%       |
| 961   |       | 2     | 0.3%       |
| 963   |       | 2     | 0.3%       |
| 965   |       | 2     | 0.3%       |
| 967   |       | 1     | 0.2%       |
| 968   |       | 1     | 0.2%       |
| 971   |       | 11    | 1.7%       |

# Q63\_B\_22

| Value | Label | Cases | Percentage |
|-------|-------|-------|------------|
| 972   |       | 2     | 0.3%       |
| 973   |       | 6     | 0.9%       |
| 982   |       | 3     | 0.5%       |
| 983   |       | 5     | 0.8%       |

Warning: these figures indicate the number of cases found in the data file. They cannot be interpreted as summary statistics of the population of interest.

# Q63\_B\_3

**Information** [Type= discrete] [Format=character] [Missing=\*]

**Statistics [NW/ W]** [Valid=657 /-] [Invalid=0 /-]

| Value | Label | Cases | Percentage |
|-------|-------|-------|------------|
| 1     |       | 419   | 63.8%      |
| 2     |       | 78    | 11.9%      |
| 3     |       | 93    | 14.2%      |
| 4     |       | 32    | 4.9%       |
| 5     |       | 24    | 3.7%       |
| 6     |       | 11    | 1.7%       |

Warning: these figures indicate the number of cases found in the data file. They cannot be interpreted as summary statistics of the population of interest.

# Q63\_B\_42

**Information** [Type= discrete] [Format=character] [Missing=\*]

**Statistics [NW/ W]** [Valid=657 /-] [Invalid=0 /-]

| Value | Label | Cases | Percentage |
|-------|-------|-------|------------|
| 1     |       | 89    | 13.5%      |
| 11    |       | 3     | 0.5%       |
| 12    |       | 1     | 0.2%       |
| 18    |       | 5     | 0.8%       |
| 19    |       | 1     | 0.2%       |
| 2     |       | 25    | 3.8%       |
| 21    |       | 3     | 0.5%       |
| 23    |       | 5     | 0.8%       |
| 25    |       | 5     | 0.8%       |
| 26    |       | 2     | 0.3%       |
| 27    |       | 5     | 0.8%       |
| 28    |       | 2     | 0.3%       |
| 29    |       | 2     | 0.3%       |
| 3     |       | 29    | 4.4%       |
| 32    |       | 1     | 0.2%       |
| 34    |       | 1     | 0.2%       |
| 35    |       | 1     | 0.2%       |
| 38    |       | 2     | 0.3%       |
| 4     |       | 5     | 0.8%       |
| 43    |       | 101   | 15.4%      |
| 44    |       | 29    | 4.4%       |
| 45    |       | 162   | 24.7%      |
| 46    |       | 129   | 19.6%      |
| 47    |       | 10    | 1.5%       |

# Q63\_B\_42

| Value | Label | Cases | Percentage |
|-------|-------|-------|------------|
| 5     |       | 34    | 5.2%       |
| 6     |       | 2     | 0.3%       |
| 7     |       | 2     | 0.3%       |
| 9     |       | 1     | 0.2%       |

Warning: these figures indicate the number of cases found in the data file. They cannot be interpreted as summary statistics of the population of interest.

# Q63\_B\_5

|                           |   |
|---------------------------|---|
| <b>Information</b>        | [Type= discrete] [Format=character] [Missing=*] |
| <b>Statistics [NW/ W]</b> | [Valid=657 /-] [Invalid=0 /-]                   |

| Value | Label | Cases | Percentage |
|-------|-------|-------|------------|
| 0     |       | 18    | 2.7%       |
| 1     |       | 14    | 2.1%       |
| 10    |       | 3     | 0.5%       |
| 12    |       | 132   | 20.1%      |
| 16    |       | 1     | 0.2%       |
| 18    |       | 17    | 2.6%       |
| 2     |       | 10    | 1.5%       |
| 24    |       | 35    | 5.3%       |
| 3     |       | 69    | 10.5%      |
| 30    |       | 4     | 0.6%       |
| 36    |       | 27    | 4.1%       |
| 4     |       | 12    | 1.8%       |
| 48    |       | 3     | 0.5%       |
| 5     |       | 4     | 0.6%       |
| 6     |       | 292   | 44.4%      |
| 60    |       | 3     | 0.5%       |
| 7     |       | 3     | 0.5%       |
| 8     |       | 6     | 0.9%       |
| 9     |       | 4     | 0.6%       |

Warning: these figures indicate the number of cases found in the data file. They cannot be interpreted as summary statistics of the population of interest.

# Q64

|                           |   |
|---------------------------|---|
| <b>Information</b>        | [Type= discrete] [Format=character] [Missing=*] |
| <b>Statistics [NW/ W]</b> | [Valid=57152 /-] [Invalid=0 /-]                 |

| Value | Label  | Cases | Percentage |
|-------|--|-------|------------|
| 1     | Thinking that the current higher educational qualificatio  | 3613  | 6.3%       |
| 10    | Other  | 1018  | 1.8%       |
| 2     | Does not feel the need of having such training to find a j | 11437 | 20.0%      |
| 3     | Financial difficulties to get a suitable formal training   | 3535  | 6.2%       |
| 4     | Unavailability of training projects or institutions to g   | 871   | 1.5%       |
| 5     | No confidence about the institutions in their area         | 93    | 0.2%       |
| 6     | Currently having a training                                | 4727  | 8.3%       |
| 7     | Does not feel the need                                     | 31216 | 54.6%      |
| 8     | No training provided from the working institute            | 140   | 0.2%       |
| 9     | Could not receive training due to job activities           | 502   | 0.9%       |

Warning: these figures indicate the number of cases found in the data file. They cannot be interpreted as summary statistics of the population of interest.

| # C1_1A  |       |   |            |
|--|-------|---|------------|
| Information  |       | [Type= discrete] [Format=character] [Missing=*] |            |
| Statistics [NW/ W]   |       | [Valid=75232 /-] [Invalid=0 /-]                 |            |
| Value  | Label | Cases   | Percentage |
| 1  | Yes   | 2169  | 2.9%       |
| 2  | No    | 73063   | 97.1%      |
| <i>Warning: these figures indicate the number of cases found in the data file. They cannot be interpreted as summary statistics of the population of interest.</i> |       |   |            |
| # C1_1B  |       |   |            |
| Information  |       | [Type= discrete] [Format=character] [Missing=*] |            |
| Statistics [NW/ W]   |       | [Valid=2169 /-] [Invalid=0 /-]                  |            |
| Value  | Label | Cases   | Percentage |
| 1  |       | 2137  | 98.5%      |
| 2  |       | 26  | 1.2%       |
| 3  |       | 3   | 0.1%       |
| 5  |       | 1   | 0.0%       |
| 6  |       | 1   | 0.0%       |
| 7  |       | 1   | 0.0%       |
| <i>Warning: these figures indicate the number of cases found in the data file. They cannot be interpreted as summary statistics of the population of interest.</i> |       |   |            |
| # C1_2A  |       |   |            |
| Information  |       | [Type= discrete] [Format=character] [Missing=*] |            |
| Statistics [NW/ W]   |       | [Valid=75232 /-] [Invalid=0 /-]                 |            |
| Value  | Label | Cases   | Percentage |
| 1  | Yes   | 3939  | 5.2%       |
| 2  | No    | 71293   | 94.8%      |
| <i>Warning: these figures indicate the number of cases found in the data file. They cannot be interpreted as summary statistics of the population of interest.</i> |       |   |            |
| # C1_2B  |       |   |            |
| Information  |       | [Type= discrete] [Format=character] [Missing=*] |            |
| Statistics [NW/ W]   |       | [Valid=3939 /-] [Invalid=0 /-]                  |            |
| Value  | Label | Cases   | Percentage |
| 1  |       | 3907  | 99.2%      |
| 2  |       | 29  | 0.7%       |
| 3  |       | 3   | 0.1%       |
| <i>Warning: these figures indicate the number of cases found in the data file. They cannot be interpreted as summary statistics of the population of interest.</i> |       |   |            |
| # C1_3A  |       |   |            |
| Information  |       | [Type= discrete] [Format=character] [Missing=*] |            |
| Statistics [NW/ W]   |       | [Valid=75232 /-] [Invalid=0 /-]                 |            |
| Value  | Label | Cases   | Percentage |
| 1  | Yes   | 828   | 1.1%       |
| 2  | No    | 74404   | 98.9%      |
| <i>Warning: these figures indicate the number of cases found in the data file. They cannot be interpreted as summary statistics of the population of interest.</i> |       |   |            |
| # C1_3B  |       |   |            |
| Information  |       | [Type= discrete] [Format=character] [Missing=*] |            |
| Statistics [NW/ W]   |       | [Valid=828 /-] [Invalid=0 /-]                   |            |

| # C1_3B  |       |   |            |
|--|-------|---|------------|
| Value  | Label | Cases   | Percentage |
| 1  |       | 813   | 98.2%      |
| 2  |       | 13  | 1.6%       |
| 3  |       | 1   | 0.1%       |
| 4  |       | 1   | 0.1%       |
| <i>Warning: these figures indicate the number of cases found in the data file. They cannot be interpreted as summary statistics of the population of interest.</i> |       |   |            |
| # C1_4A  |       |   |            |
| <b>Information</b>   |       | [Type= discrete] [Format=character] [Missing=*] |            |
| <b>Statistics [NW/ W]</b>  |       | [Valid=75232 /-] [Invalid=0 /-]                 |            |
| Value  | Label | Cases   | Percentage |
| 1  | Yes   | 17423   | 23.2%      |
| 2  | No    | 57809   | 76.8%      |
| <i>Warning: these figures indicate the number of cases found in the data file. They cannot be interpreted as summary statistics of the population of interest.</i> |       |   |            |
| # C1_4B  |       |   |            |
| <b>Information</b>   |       | [Type= discrete] [Format=character] [Missing=*] |            |
| <b>Statistics [NW/ W]</b>  |       | [Valid=17423 /-] [Invalid=0 /-]                 |            |
| Value  | Label | Cases   | Percentage |
| 1  |       | 17278   | 99.2%      |
| 2  |       | 139   | 0.8%       |
| 3  |       | 4   | 0.0%       |
| 4  |       | 1   | 0.0%       |
| 8  |       | 1   | 0.0%       |
| <i>Warning: these figures indicate the number of cases found in the data file. They cannot be interpreted as summary statistics of the population of interest.</i> |       |   |            |
| # C1_5A  |       |   |            |
| <b>Information</b>   |       | [Type= discrete] [Format=character] [Missing=*] |            |
| <b>Statistics [NW/ W]</b>  |       | [Valid=75232 /-] [Invalid=0 /-]                 |            |
| Value  | Label | Cases   | Percentage |
| 1  | Yes   | 23199   | 30.8%      |
| 2  | No    | 52033   | 69.2%      |
| <i>Warning: these figures indicate the number of cases found in the data file. They cannot be interpreted as summary statistics of the population of interest.</i> |       |   |            |
| # C1_5B  |       |   |            |
| <b>Information</b>   |       | [Type= discrete] [Format=character] [Missing=*] |            |
| <b>Statistics [NW/ W]</b>  |       | [Valid=23199 /-] [Invalid=0 /-]                 |            |
| Value  | Label | Cases   | Percentage |
| 1  |       | 23011   | 99.2%      |
| 2  |       | 177   | 0.8%       |
| 3  |       | 8   | 0.0%       |
| 4  |       | 2   | 0.0%       |
| 5  |       | 1   | 0.0%       |
| <i>Warning: these figures indicate the number of cases found in the data file. They cannot be interpreted as summary statistics of the population of interest.</i> |       |   |            |
| # C1_6A  |       |   |            |
| <b>Information</b>   |       | [Type= discrete] [Format=character] [Missing=*] |            |
| <b>Statistics [NW/ W]</b>  |       | [Valid=75231 /-] [Invalid=0 /-]                 |            |

**# C1\_6A**

| Value | Label | Cases | Percentage |
|-------|-------|-------|------------|
| 1     | Yes   | 1553  | 2.1%       |
| 2     | No    | 73678 | 97.9%      |

Warning: these figures indicate the number of cases found in the data file. They cannot be interpreted as summary statistics of the population of interest.

**# C1\_6B**

|                    |   |
|--------------------|---|
| <b>Information</b> | [Type= discrete] [Format=character] [Missing=*] |
|--------------------|---|

|                           |                                |
|---------------------------|--------------------------------|
| <b>Statistics [NW/ W]</b> | [Valid=1553 /-] [Invalid=0 /-] |
|---------------------------|--------------------------------|

| Value | Label | Cases | Percentage |
|-------|-------|-------|------------|
| 1     |       | 1276  | 82.2%      |
| 2     |       | 214   | 13.8%      |
| 3     |       | 54    | 3.5%       |
| 4     |       | 5     | 0.3%       |
| 5     |       | 3     | 0.2%       |
| 9     |       | 1     | 0.1%       |

Warning: these figures indicate the number of cases found in the data file. They cannot be interpreted as summary statistics of the population of interest.

**# C2\_A**

|                    |   |
|--------------------|---|
| <b>Information</b> | [Type= discrete] [Format=character] [Missing=*] |
|--------------------|---|

|                           |                                 |
|---------------------------|---------------------------------|
| <b>Statistics [NW/ W]</b> | [Valid=75232 /-] [Invalid=0 /-] |
|---------------------------|---------------------------------|

| Value | Label | Cases | Percentage |
|-------|-------|-------|------------|
| 1     | Yes   | 41129 | 54.7%      |
| 2     | No    | 34103 | 45.3%      |

Warning: these figures indicate the number of cases found in the data file. They cannot be interpreted as summary statistics of the population of interest.

**# C2\_B\_1**

|                    |   |
|--------------------|---|
| <b>Information</b> | [Type= discrete] [Format=character] [Missing=*] |
|--------------------|---|

|                           |                                 |
|---------------------------|---------------------------------|
| <b>Statistics [NW/ W]</b> | [Valid=41129 /-] [Invalid=0 /-] |
|---------------------------|---------------------------------|

| Value | Label                     | Cases | Percentage |
|-------|---------------------------|-------|------------|
| 1     | Educational activities    | 32325 | 78.6%      |
| 2     | Economic activities       | 4361  | 10.6%      |
| 3     | Entertainment activities  | 3887  | 9.5%       |
| 4     | Internet/Email facilities | 406   | 1.0%       |
| 5     | Other                     | 150   | 0.4%       |

Warning: these figures indicate the number of cases found in the data file. They cannot be interpreted as summary statistics of the population of interest.

**# C2\_B\_2**

|                    |   |
|--------------------|---|
| <b>Information</b> | [Type= discrete] [Format=character] [Missing=*] |
|--------------------|---|

|                           |                                 |
|---------------------------|---------------------------------|
| <b>Statistics [NW/ W]</b> | [Valid=36733 /-] [Invalid=0 /-] |
|---------------------------|---------------------------------|

| Value | Label                     | Cases | Percentage |
|-------|---------------------------|-------|------------|
| 1     | Educational activities    | 3     | 0.0%       |
| 2     | Economic activities       | 15749 | 42.9%      |
| 3     | Entertainment activities  | 16375 | 44.6%      |
| 4     | Internet/Email activities | 4285  | 11.7%      |
| 5     | Other                     | 321   | 0.9%       |














Warning: these figures indicate the number of cases found in the data file. They cannot be interpreted as summary statistics of the population of interest.

| # C2_B_3   |                           |   |            |
|--|---------------------------|---|------------|
| Information  |                           | [Type= discrete] [Format=character] [Missing=*] |            |
| Statistics [NW/ W]   |                           | [Valid=27733 /-] [Invalid=0 /-]                 |            |
| Value  | Label                     | Cases   | Percentage |
| 1  | Educational activities    | 5   | 0.0%       |
| 2  | Economic activities       | 3   | 0.0%       |
| 3  | Entertainment activities  | 8829  | 31.8%      |
| 4  | Internet/Email activities | 17589   | 63.4%      |
| 5  | Other                     | 1307  | 4.7%       |
| <i>Warning: these figures indicate the number of cases found in the data file. They cannot be interpreted as summary statistics of the population of interest.</i> |                           |   |            |
| # C3_A   |                           |   |            |
| Information  |                           | [Type= discrete] [Format=character] [Missing=*] |            |
| Statistics [NW/ W]   |                           | [Valid=41129 /-] [Invalid=0 /-]                 |            |
| Value  | Label                     | Cases   | Percentage |
| 1  | Yes                       | 19443   | 47.3%      |
| 2  | No                        | 21686   | 52.7%      |
| <i>Warning: these figures indicate the number of cases found in the data file. They cannot be interpreted as summary statistics of the population of interest.</i> |                           |   |            |
| # C3_B_1   |                           |   |            |
| Information  |                           | [Type= discrete] [Format=character] [Missing=*] |            |
| Statistics [NW/ W]   |                           | [Valid=19443 /-] [Invalid=0 /-]                 |            |
| Value  | Label                     | Cases   | Percentage |
| 1  | Educational activities    | 12409   | 63.8%      |
| 2  | Economic activities       | 2738  | 14.1%      |
| 3  | Entertainment activities  | 3644  | 18.7%      |
| 4  | Internet/Email facilities | 502   | 2.6%       |
| 5  | Other                     | 150   | 0.8%       |
| <i>Warning: these figures indicate the number of cases found in the data file. They cannot be interpreted as summary statistics of the population of interest.</i> |                           |   |            |
| # C3_B_2   |                           |   |            |
| Information  |                           | [Type= discrete] [Format=character] [Missing=*] |            |
| Statistics [NW/ W]   |                           | [Valid=16072 /-] [Invalid=0 /-]                 |            |
| Value  | Label                     | Cases   | Percentage |
| 1  | Educational activities    | 0   |            |
| 2  | Economic activities       | 4072  | 25.3%      |
| 3  | Entertainment activities  | 8572  | 53.3%      |
| 4  | Internet/Email facilities | 3088  | 19.2%      |
| 5  | Other                     | 339   | 2.1%       |
| 8  |                           | 1   | 0.0%       |
| <i>Warning: these figures indicate the number of cases found in the data file. They cannot be interpreted as summary statistics of the population of interest.</i> |                           |   |            |
| # C3_B_3   |                           |   |            |
| Information  |                           | [Type= discrete] [Format=character] [Missing=*] |            |
| Statistics [NW/ W]   |                           | [Valid=10388 /-] [Invalid=0 /-]                 |            |
| Value  | Label                     | Cases   | Percentage |
| 1  | Educational activities    | 1   | 0.0%       |
| 2  | Economic activities       | 2   | 0.0%       |

| # C3_B_3   |                                    |   |            |
|--|------------------------------------|---|------------|
| Value  | Label                              | Cases   | Percentage |
| 3  | Entertainment activities           | 2061  | 19.8%      |
| 4  | Internet/Email facilities          | 7534  | 72.5%      |
| 5  | Other                              | 790   | 7.6%       |
| <i>Warning: these figures indicate the number of cases found in the data file. They cannot be interpreted as summary statistics of the population of interest.</i> |                                    |   |            |
| # C4_1   |                                    |   |            |
| <b>Information</b>   |                                    | [Type= discrete] [Format=character] [Missing=*] |            |
| <b>Statistics [NW/ W]</b>  |                                    | [Valid=19441 /-] [Invalid=0 /-]                 |            |
| Value  | Label                              | Cases   | Percentage |
| 1  | Followed a private computer course | 4763  | 24.5%      |
| 10   | Other                              | 17  | 0.1%       |
| 2  | School/University                  | 8019  | 41.2%      |
| 3  | Government resource centers        | 555   | 2.9%       |
| 4  | Job related activities             | 1633  | 8.4%       |
| 5  | Training given from the office     | 413   | 2.1%       |
| 6  | From family members                | 2366  | 12.2%      |
| 7  | From friends/relations             | 992   | 5.1%       |
| 8  | Self study                         | 679   | 3.5%       |
| 9  | Using media                        | 4   | 0.0%       |
| <i>Warning: these figures indicate the number of cases found in the data file. They cannot be interpreted as summary statistics of the population of interest.</i> |                                    |   |            |
| # C4_2   |                                    |   |            |
| <b>Information</b>   |                                    | [Type= discrete] [Format=character] [Missing=*] |            |
| <b>Statistics [NW/ W]</b>  |                                    | [Valid=11124 /-] [Invalid=0 /-]                 |            |
| Value  | Label                              | Cases   | Percentage |
| 1  | Followed a private computer course | 0   |            |
| 10   | Other                              | 16  | 0.1%       |
| 2  | School/University                  | 1812  | 16.3%      |
| 3  | Government resource centers        | 441   | 4.0%       |
| 4  | Job related activities             | 1407  | 12.6%      |
| 5  | Training given from the office     | 932   | 8.4%       |
| 6  | From family members                | 2084  | 18.7%      |
| 7  | From friends/relations             | 2180  | 19.6%      |
| 8  | Self study                         | 2234  | 20.1%      |
| 9  | Using media                        | 18  | 0.2%       |
| <i>Warning: these figures indicate the number of cases found in the data file. They cannot be interpreted as summary statistics of the population of interest.</i> |                                    |   |            |



| # C4_3   |                                    |   |            |
|--|------------------------------------|---|------------|
| Information  |                                    | [Type= discrete] [Format=character] [Missing=*] |            |
| Statistics [NW/ W]   |                                    | [Valid=5468 /-] [Invalid=0 /-]                  |            |
| Value  | Label                              | Cases   | Percentage |
| 1  | Followed a private computer course | 0   |            |
| 10   | Other                              | 18  | 0.3%       |
| 2  | School/University                  | 0   |            |
| 3  | Government resource centers        | 203   | 3.7%       |
| 4  | Job related activities             | 453   | 8.3%       |
| 5  | Training given from the office     | 616   | 11.3%      |
| 6  | From family members                | 469   | 8.6%       |
| 7  | From friends/relations             | 1122  | 20.5%      |
| 8  | Self study                         | 2479  | 45.3%      |
| 9  | Using media                        | 108   | 2.0%       |
| <i>Warning: these figures indicate the number of cases found in the data file. They cannot be interpreted as summary statistics of the population of interest.</i> |                                    |   |            |
| # C4_4   |                                    |   |            |
| Information  |                                    | [Type= discrete] [Format=character] [Missing=*] |            |
| Statistics [NW/ W]   |                                    | [Valid=1690 /-] [Invalid=0 /-]                  |            |
| Value  | Label                              | Cases   | Percentage |
| 1  | Followed a private computer course | 0   |            |
| 10   | Other                              | 16  | 0.9%       |
| 2  | School/University                  | 0   |            |
| 3  | Government resource centers        | 0   |            |
| 4  | Job related activities             | 74  | 4.4%       |
| 5  | Training given from the office     | 172   | 10.2%      |
| 6  | From family members                | 101   | 6.0%       |
| 7  | From friends/relations             | 290   | 17.2%      |
| 8  | Self study                         | 795   | 47.0%      |
| 9  | Using media                        | 242   | 14.3%      |
| <i>Warning: these figures indicate the number of cases found in the data file. They cannot be interpreted as summary statistics of the population of interest.</i> |                                    |   |            |
| # C4_5   |                                    |   |            |
| Information  |                                    | [Type= discrete] [Format=character] [Missing=*] |            |
| Statistics [NW/ W]   |                                    | [Valid=628 /-] [Invalid=0 /-]                   |            |
| Value  | Label                              | Cases   | Percentage |
| 1  | Followed a private computer course | 0   |            |
| 10   | Other                              | 11  | 1.8%       |
| 2  | School/University                  | 0   |            |
| 3  | Government resource centers        | 0   |            |
| 4  | Job related activities             | 0   |            |
| 5  | Training given from the office     | 48  | 7.6%       |
| 6  | From family members                | 18  | 2.9%       |
| 7  | From friends/relations             | 52  | 8.3%       |
| 8  | Self study                         | 288   | 45.9%      |
| 9  | Using media                        | 211   | 33.6%      |
| <i>Warning: these figures indicate the number of cases found in the data file. They cannot be interpreted as summary statistics of the population of interest.</i> |                                    |   |            |

| <b># C5</b>  |                          |   |   |
|--|--------------------------|---|---|
| <b>Information</b>   |                          | [Type= discrete] [Format=character] [Missing=*] |   |
| <b>Statistics [NW/ W]</b>  |                          | [Valid=75232 /-] [Invalid=0 /-]                 |   |
| <b>Value</b>   | <b>Label</b>             | <b>Cases</b>                                    | <b>Percentage</b>   |
| 1  | Yes                      | 26578   |  35.3%   |
| 2  | No                       | 48654   |  64.7%   |
| <i>Warning: these figures indicate the number of cases found in the data file. They cannot be interpreted as summary statistics of the population of interest.</i> |                          |   |   |
| <b># C6</b>  |                          |   |   |
| <b>Information</b>   |                          | [Type= discrete] [Format=character] [Missing=*] |   |
| <b>Statistics [NW/ W]</b>  |                          | [Valid=75232 /-] [Invalid=0 /-]                 |   |
| <b>Value</b>   | <b>Label</b>             | <b>Cases</b>                                    | <b>Percentage</b>   |
| 1  | Yes                      | 6938  |  9.2%    |
| 2  | No                       | 68294   |  90.8%   |
| <i>Warning: these figures indicate the number of cases found in the data file. They cannot be interpreted as summary statistics of the population of interest.</i> |                          |   |   |
| <b># C7</b>  |                          |   |   |
| <b>Information</b>   |                          | [Type= discrete] [Format=character] [Missing=*] |   |
| <b>Statistics [NW/ W]</b>  |                          | [Valid=75232 /-] [Invalid=0 /-]                 |   |
| <b>Value</b>   | <b>Label</b>             | <b>Cases</b>                                    | <b>Percentage</b>   |
| 1  | Yes                      | 18542   |  24.6%   |
| 2  | No                       | 56690   |  75.4%   |
| <i>Warning: these figures indicate the number of cases found in the data file. They cannot be interpreted as summary statistics of the population of interest.</i> |                          |   |   |
| <b># C8_1</b>  |                          |   |   |
| <b>Information</b>   |                          | [Type= discrete] [Format=character] [Missing=*] |   |
| <b>Statistics [NW/ W]</b>  |                          | [Valid=18542 /-] [Invalid=0 /-]                 |   |
| <b>Value</b>   | <b>Label</b>             | <b>Cases</b>                                    | <b>Percentage</b>   |
| 1  | Computer(Desktop/Laptop) | 5827  |  31.4% |
| 2  | Smart Phone              | 12052   |  65.0% |
| 3  | Tablet                   | 182   |  1.0%  |
| 4  | Mobile Phone             | 481   |  2.6%  |
| <i>Warning: these figures indicate the number of cases found in the data file. They cannot be interpreted as summary statistics of the population of interest.</i> |                          |   |   |
| <b># C8_2</b>  |                          |   |   |
| <b>Information</b>   |                          | [Type= discrete] [Format=character] [Missing=*] |   |
| <b>Statistics [NW/ W]</b>  |                          | [Valid=4148 /-] [Invalid=0 /-]                  |   |
| <b>Value</b>   | <b>Label</b>             | <b>Cases</b>                                    | <b>Percentage</b>   |
| 1  | Computer(Desktop/Laptop) | 0   |   |
| 2  | Smart Phone              | 3827  |  92.3% |
| 3  | Tablet                   | 227   |  5.5%  |
| 4  | Mobile Phone             | 94  |  2.3%  |
| <i>Warning: these figures indicate the number of cases found in the data file. They cannot be interpreted as summary statistics of the population of interest.</i> |                          |   |   |
| <b># C8_3</b>  |                          |   |   |
| <b>Information</b>   |                          | [Type= discrete] [Format=character] [Missing=*] |   |
| <b>Statistics [NW/ W]</b>  |                          | [Valid=232 /-] [Invalid=0 /-]                   |   |

| # C8_3   |  |   |            |
|--|--|---|------------|
| Value  | Label  | Cases   | Percentage |
| 1  | Computer/Desktop/Laptop                                  | 0   |            |
| 2  | Smart Phone  | 0   |            |
| 3  | Tablet   | 211   | 90.9%      |
| 4  | Mobile Phone   | 21  | 9.1%       |
| <i>Warning: these figures indicate the number of cases found in the data file. They cannot be interpreted as summary statistics of the population of interest.</i> |  |   |            |
| # C8_4   |  |   |            |
| <b>Information</b>   |  | [Type= discrete] [Format=character] [Missing=*] |            |
| <b>Statistics [NW/ W]</b>  |  | [Valid=7 /-] [Invalid=0 /-]                     |            |
| Value  | Label  | Cases   | Percentage |
| 1  | Computer/Desktop/Laptop                                  | 0   |            |
| 2  | Smart Phone  | 0   |            |
| 3  | Tablet   | 0   |            |
| 4  | Mobile Phone   | 7   | 100.0%     |
| <i>Warning: these figures indicate the number of cases found in the data file. They cannot be interpreted as summary statistics of the population of interest.</i> |  |   |            |
| # C9_1   |  |   |            |
| <b>Information</b>   |  | [Type= discrete] [Format=character] [Missing=*] |            |
| <b>Statistics [NW/ W]</b>  |  | [Valid=5827 /-] [Invalid=0 /-]                  |            |
| Value  | Label  | Cases   | Percentage |
| 1  | At office  | 2337  | 40.1%      |
| 2  | At home  | 3161  | 54.2%      |
| 3  | At friend's relative's home                              | 100   | 1.7%       |
| 4  | At a private institute                                   | 55  | 0.9%       |
| 5  | School/University  | 165   | 2.8%       |
| 6  | Government provided "Nenasala", "Vidatha", "Vishwaghana" | 9   | 0.2%       |
| <i>Warning: these figures indicate the number of cases found in the data file. They cannot be interpreted as summary statistics of the population of interest.</i> |  |   |            |
| # C9_2   |  |   |            |
| <b>Information</b>   |  | [Type= discrete] [Format=character] [Missing=*] |            |
| <b>Statistics [NW/ W]</b>  |  | [Valid=2237 /-] [Invalid=0 /-]                  |            |
| Value  | Label  | Cases   | Percentage |
| 1  | At office  | 0   |            |
| 2  | At home  | 1669  | 74.6%      |
| 3  | At friend's/relative's home                              | 153   | 6.8%       |
| 4  | At a private institute                                   | 90  | 4.0%       |
| 5  | School/University  | 314   | 14.0%      |
| 6  | Government provided "Nenasala", "Vidatha", "Vishwaghana" | 11  | 0.5%       |
| <i>Warning: these figures indicate the number of cases found in the data file. They cannot be interpreted as summary statistics of the population of interest.</i> |  |   |            |
| # C9_3   |  |   |            |
| <b>Information</b>   |  | [Type= discrete] [Format=character] [Missing=*] |            |
| <b>Statistics [NW/ W]</b>  |  | [Valid=142 /-] [Invalid=0 /-]                   |            |
| Value  | Label  | Cases   | Percentage |
| 1  | At office  | 0   |            |
| 2  | At home  | 0   |            |

**# C9\_3**

| Value | Label  | Cases | Percentage |
|-------|--|-------|------------|
| 3     | At friend's/relative's home                              | 33    | 23.2%      |
| 4     | At a private institute                                   | 46    | 32.4%      |
| 5     | School/University  | 55    | 38.7%      |
| 6     | Government provided "Nenasala", "Vidatha", "Vishwaghana" | 8     | 5.6%       |

*Warning: these figures indicate the number of cases found in the data file. They cannot be interpreted as summary statistics of the population of interest.*

**# Annualfac**

|                           |  |
|---------------------------|--|
| <b>Information</b>        | [Type= continuous] [Format=numeric] [Range= 24.2591270942968-818.999674017304] [Missing=*] |
| <b>Statistics [NW/ W]</b> | [Valid=80577 /-] [Invalid=0 /-] [Mean=261.933 /-] [StdDev=88.383 /-]                       |